



<p>夹头系列 COLLETS SERIES</p>	<p>HT- 0001</p> <p>*详细请参照第01页 DIN6499B 标准ER系列夹头 ER SERIES COLLETS WITH STANDARD DIN6499B</p>	<p>HT- 0002</p> <p>*详细请参照第03页 ERC 夹头 COOL COLLETS</p>	<p>HT- 0003</p> <p>*详细请参照第03页 ERG型攻丝夹头 TAPPING COLLET</p>
<p>HT- 000301</p> <p>*详细请参照第04页 SK 系列筒夹 SK COLLET</p>	<p>HT-000302</p> <p>*详细请参照第05页 DA 型夹头 DA COLLETS</p>	<p>HT-000303</p> <p>*详细请参照第05页 TG 夹头 TG COLLETS</p>	<p>HT-000304</p> <p>*详细请参照第06页 SLC 筒夹 SLC COLLET</p>
<p>HT-000305</p> <p>*详细请参照第06页 ERH 止水筒夹 (内冷式) ERH COLLETS (OIL HOLE TYPE)</p>	<p>HT-000306</p> <p>*详细请参照第07页 6499B ERS 注水夹头 ERS COLLETS WITH COOLING CHANNELS</p>	<p>HT- 0004</p> <p>*详细请参照第08页 ER 压帽 ER NUT</p>	<p>HT-000401</p> <p>*详细请参照第09页 螺母 NUTS</p>
<p>HT- 0005</p> <p>*详细请参照第10页 ER 扳手 ER SPANNER</p>	<p>HT- 0006</p> <p>*详细请参照第11页 ER 套装铣夹头 MILLING CHUCK SET</p>	<p>HT-000601</p> <p>*详细请参照第12页 ER 套装夹头 COLLET SET</p>	<p>HT- 0007</p> <p>*详细请参照第13页 ER 直孔夹头座 ER COLLET FIXTURE</p>
<p>HT- 0008</p> <p>*详细请参照第13页 ER 锥孔夹头座 ER COLLET FIXTURE</p>	<p>HT- 0009</p> <p>*详细请参照第13页 DIN6388A 标准 EOC COLLETS</p>	<p>HT- 0010</p> <p>*详细请参照第14页 DIN6388B 标准EOC系列铣夹头 EOC COLLETS</p>	<p>HT- 0011</p> <p>*详细请参照第15页 R8 弹簧夹头 R8 COLLETS</p>
<p>HT- 0012</p> <p>*详细请参照第16页 5C 弹簧夹头 5C COLLETS</p>	<p>HT- 0013</p> <p>*详细请参照第17页 DIN6343 夹紧夹头 DIN6343 CLAMPING COLLETS</p>	<p>HT- 0014</p> <p>*详细请参照第18页 锥度夹头 TAPER COLLETS</p>	<p>HT- 0015</p> <p>*详细请参照第19页 JM71 型直柄夹簧 JM71 STRAIGHT SHANK COLLETS</p>
<p>HT- 0016</p> <p>*详细请参照第19页 R8 锥柄铣夹头体 R8 TAPER COLLET CHUCK</p>	<p>HT- 0017</p> <p>*详细请参照第20页 莫氏锥柄铣夹头体 MORSE TAPER COLLET CHUCK</p>	<p>HT- 0018</p> <p>*详细请参照第21页 M型直柄铣夹头体 STRAIGHT SHANK COLLET CHUCK WITH MINI NUT</p>	<p>HT- 0019</p> <p>*详细请参照第22页 直柄铣夹头体 STRAIGHT SHANK COLLET CHUCK WITH STANDARD NUT</p>

产品目录 PRODUCTS INDEX

<p>HT-0020</p>  <p>*详细请参照第23页 7:24 锥柄铣夹头体 7:24 TAPER COLLET CHUCK</p>	<p>HT-0021</p>  <p>*详细请参照第24页 EOC 压帽 EOC CLAMPING NUT</p>	<p>HT-0022</p>  <p>*详细请参照第24页 EOC 扳手 EOC SPANNER</p>	<p>钻夹头系列 DRILL CHUCK SERIES</p>
<p>HT-0023</p>  <p>*详细请参照第25页 扳手钻夹头 KEY TYPE DRILL CHUCK</p>	<p>HT-0024</p>  <p>*详细请参照第25页 锥孔自紧式钻夹头 KEYLESS DRILL CHUCK WITH TAPER MOUNTED</p>	<p>HT-0025</p>  <p>*详细请参照第26页 螺纹孔自紧式钻夹头 KEYLESS DRILL CHUCK WITH THREAD MOUNTED</p>	<p>HT-0025-1</p>  <p>*详细请参照第26页 直结式自紧钻夹头 DIRECT-KEYLESS DRILL CHUCK</p>
<p>HT-0025-2</p>  <p>*详细请参照第27页 一体式自紧钻夹头 INTEGRATED KEYLESS DRILL CHUCK</p>	<p>HT-0025-3</p>  <p>*详细请参照第27页 长柄自紧钻夹头 LONG-HANDLED KEYLESS DRILL CHUCK</p>	<p>HT-0025-4</p>  <p>*详细请参照第28页 圆柄夹具 CHUCK</p>	<p>HT-0025-5</p>  <p>*详细请参照第29页 一体式钻夹头 SOLID DRILL CHUCK</p>
<p>镗头系列 BORING HEADS SERIES</p>	<p>HT-0026</p>  <p>*详细请参照第30页 F1 型镗头 TYPE F1 BORING HEADS</p>	<p>HT-002601</p>  <p>*详细请参照第31页 合金镗刀杆 CARBIDE TIPPED ORING BARS</p>	<p>HT-002602</p>  <p>*详细请参照第33页 NB16 微调精镗组合 MICRO BORING SYSTEM</p>
<p>HT-002603</p>  <p>*详细请参照第35页 F4 型万能镗头 UNIVERSAL BORING AND FACING HEAD</p>	<p>HT-002604</p>  <p>*详细请参照第35页 镗刀延长杆 EXTENSION SHANK</p>	<p>HT-0027</p>  <p>*详细请参照第36页 F1 型镗刀柄 F1 BORING SHANK</p>	<p>变径套系列 SLEEVE SERIES</p>
<p>HT-0028</p>  <p>*详细请参照第37页 7:24/MS 变径套 (开尾式) 7:24 TO MS ADAPTER (END OPENING TYPE)</p>	<p>HT-0029</p>  <p>*详细请参照第38页 7:24/MS 变径套 (拉杆型) 7:24 TO MS ADAPTER (DRAW BAR TYPE)</p>	<p>HT-0030</p>  <p>*详细请参照第38页 7:24/MS 变径套 (扁尾式) 7:24 TO MS ADAPTER (WITH TANG)</p>	<p>HT-0031</p>  <p>*详细请参照第39页 7:24 R8 变径套 7:24 TO R8 ADAPTER</p>
<p>HT-0032</p>  <p>*详细请参照第40页 DIN2185 莫氏变径套 MORSE TAPER SLEEVES</p>	<p>HT-003201</p>  <p>*详细请参照第40页 莫氏变径套 (拉杆型) MORSE TAPER SLEEVES (DRAWBAR TYPE)</p>	<p>HT-003202</p>  <p>*详细请参照第41页 DIN2187 加长变径套 EXTENSION SOCKET WITH MS.HOLE</p>	<p>HT-003203</p>  <p>*详细请参照第42页 莫氏中间套 MORSE TAPER SLEEVES</p>

产品目录 PRODUCTS INDEX

<p>钻接杆系列 DRILL CHUCK ARBORS</p>	<p>HT-0033</p>  <p>*详细请参照第43页 R8 钻接杆 R8 DRILL CHUCK ARBORS</p>	<p>HT-0034</p>  <p>*详细请参照第43页 7:24 钻接杆 7:24 DRILL L CHUCK ARBORS</p>	<p>HT-0035</p>  <p>*详细请参照第45页 后拉型莫氏钻接杆 MORSE TAPER DRILL CHUCK ARBORS WITH DRAW BAR</p>
<p>HT-0036</p>  <p>*详细请参照第46页 舌尾型莫氏钻接杆 MORSE TAPER DRILL CHUCK ARBORS WITH TANG</p>	<p>HT-003601</p>  <p>*详细请参照第47页 莫氏螺纹钻接杆 MORSE DRILL CHUCK ARBORS</p>	<p>HT-003602</p>  <p>*详细请参照第48页 直柄钻接杆 STRAIGHT SHANK DRILL CHUCK ARBORS</p>	<p>刀柄系列 ADAPTER SERIES</p>
<p>HT-0037</p>  <p>*详细请参照第49页 7:24 锥柄立铣刀杆 7:24 END MILL ADAPTERS</p>	<p>HT-0038</p>  <p>*详细请参照第50页 7:24 锥柄套式铣刀杆 7:24 SHANK SHELL END MILL ARBORS</p>	<p>HT-0039</p>  <p>*详细请参照第51页 莫氏锥柄套式铣刀杆 (拉杆型) MORSE TAPER SHELL END MILL ARBORS (DRAW BAR TYPE)</p>	<p>HT-0040</p>  <p>*详细请参照第52页 莫氏锥柄套式铣刀杆 (扁尾型) MORSE TAPER SHELL END MILL ARBORS (TANG TYPE)</p>
<p>HT-004001</p>  <p>*详细请参照第53页 R8 锥柄套式铣刀杆 R8 SHELL END MILL ARBORS</p>	<p>HT-004002</p>  <p>*详细请参照第53页 刀杆轴套 ARBOR RUNNING USHINGS</p>	<p>HT-004003</p>  <p>*详细请参照第55页 卧铣刀杆垫圈 ARBOR SPACERS</p>	<p>HT-004004</p>  <p>*详细请参照第55页 莫氏柄立铣刀杆 MORSE TAPER END MILL ADAPTERS WITH DRAWBAR</p>
<p>HT-004005</p>  <p>*详细请参照第58页 7:24 锥柄卧铣刀杆 7:24 MILLING MACHINE ARBORS</p>	<p>HT-004006</p>  <p>*详细请参照第60页 热缩刀柄 SHRINK CHUCK</p>	<p>HT-004007</p>  <p>*详细请参照第62页 DIN69896 热缩刀柄 SHRINK CHUCK</p>	<p>HT-0041</p>  <p>*详细请参照第63页 混合插入式铣刀杆用附件 ATTACHMENT OF COMBI SHELL END MILL ARBORS</p>
<p>顶尖系列 CENTER SERIES</p>	<p>HT-0042</p>  <p>*详细请参照第63页 固定顶尖 DEAD CENTER</p>	<p>HT-0043</p>  <p>*详细请参照第64页 半缺顶尖 HALF-NOTCHED CENTER</p>	<p>HT-0044</p>  <p>*详细请参照第64页 硬质合金半缺顶尖 CARBIDE HALF-NOTCHED CENTER</p>
<p>HT-0045</p>  <p>*详细请参照第65页 硬质合金顶尖 CARBIDE CENTER</p>	<p>HT-0046</p>  <p>*详细请参照第65页 伞形顶尖 BULL NOSE CENTER</p>	<p>HT-0047</p>  <p>*详细请参照第66页 M11 型精密回顶尖 PRECISION LIVE CENTER</p>	<p>HT-0048</p>  <p>*详细请参照第66页 精密轻型回顶尖 PRECISION LIGHT-DUTY LIVE CENTER</p>

产品目录 PRODUCTS INDEX

<p>HT- 0049</p>  <p>*详细请参照第67页 中型回转顶尖 MEDIUM-DUTY LIVE CENTER</p>	<p>HT- 0050</p>  <p>*详细请参照第68页 中型回转顶尖 (加长型) MEDIUM-DUTY LIVE CENTER (EXTENDED)</p>	<p>HT-005001</p>  <p>*详细请参照第69页 604H 型精密回转顶尖 PRECISION LIVE CENTER</p>	<p>HT-005002</p>  <p>*详细请参照第69页 精密重型回转顶尖 PRECISION HEAVY LIVE CENTER</p>
<p>5C 夹具系列 5C COLLET FIXTURE SERIES</p>		<p>分度头系列 INDEX FIXTURE SERIES</p>	
<p>HT-0051</p>  <p>*详细请参照第70页 3911-125 5C 夹具 3911- 125 5C FIXTURE</p>	<p>HT-0052</p>  <p>*详细请参照第71页 F12 型万能分度头 SEMI- UNIVERSAL DIVIDING HEAD</p>		
<p>HT-0053</p>  <p>*详细请参照第72页 FW121 35 万能分度头 UNIVERSAL DIVIDING HEAD</p>	<p>快换刀架系列 QUICK CHANGE TOOL POST SERIES</p>		<p>HT-0054</p>  <p>*详细请参照第73页 快换刀架 QUICK CHANGE TOOL POSTS</p>
<p>HT-0055</p>  <p>*详细请参照第73页 活塞式夹紧刀架 PISTON TYPE LOCKING TOOL POST</p>		<p>HT-0056</p>  <p>*详细请参照第74页 模式快换刀架 GIB TYPE TOOL POST</p>	
<p>HT-0057</p>  <p>*详细请参照第74页 车削刀架 TURNING AND FACING HOLDER</p>	<p>HT-0058</p>  <p>*详细请参照第74页 车镗削刀架 TURNING BORING AND FACING HOLDER</p>	<p>HT-0059</p>  <p>*详细请参照第75页 强力镗削刀架 HEAVY DUTY BORING BAR HOLDER</p>	<p>HT-0060</p>  <p>*详细请参照第76页 切断刀架 UNIVERSAL PARTING BLADE TOOL HOLDER</p>
<p>HT-0061</p>  <p>*详细请参照第76页 钻削莫氏锥孔刀架 MORSE TAPER HOLDER FOR DRILLING</p>	<p>HT-0062</p>  <p>*详细请参照第77页 滚花车削刀架 KNURNING & FACING HOLDER</p>	<p>HT-0063</p>  <p>*详细请参照第78页 齿式快换刀架及刀架 40-POSITION QUICK CHANGE TOOL POST AND TOOL HOLDERS</p>	<p>HT-0064</p>  <p>*详细请参照第80页 车削刀架 TURNING AND FACING TOOL HOLDER</p>
<p>HT-006301</p>  <p>*详细请参照第79页 齿式快换刀架 40-POSITION TOOL POST</p>	<p>HT-0065</p>  <p>*详细请参照第80页 车镗削刀架 TURNING FACING AND BORING HOLDER</p>	<p>HT-0066</p>  <p>*详细请参照第81页 强力钻镗刀架 HEAVY DUTY DRILLING AND BORING HOLDER</p>	<p>HT-0067</p>  <p>*详细请参照第81页 强力钻镗刀架用莫氏套筒 MS BUSHINGS BORING TOOL HOLDER</p>
<p>HT-0068</p>  <p>*详细请参照第81页 切断刀架 CUTTING OFF TOOL HOLDER</p>	<p>HT-006801</p>  <p>*详细请参照第82页 意式快换刀架 QUICK CHANGE TOOL POSTS (ITALY STYLE)</p>	<p>HT-006802</p>  <p>*详细请参照第83页 意式刀架体 QUICK CHANGE TOOL POST</p>	<p>HT-0070</p>  <p>*详细请参照第91页 QKG 系列精密工具平口钳 PRECISION TOOL VISES</p>

产品目录 PRODUCTS INDEX

<p>HT- 006803</p>  <p>*详细请参照第84页 车削刀架 TOOL HOLDER TOOL BITS</p>	<p>HT-006804</p>  <p>*详细请参照第84页 镗刀架 TOOLHOLDER FOR ROUND SHANKS</p>	<p>HT-006805</p>  <p>*详细请参照第85页 莫氏锥孔刀架 TOOL HOLDER MORSE TAPER SHANK</p>	<p>HT-006806</p>  <p>*详细请参照第85页 圆孔刀架 TOOL HOLDER FOR BORING BAR</p>
<p>HT-006807</p>  <p>*详细请参照第88页 切断刀架 TOOL HOLDER FOR PARTING BLADES</p>	<p>HT-006808</p>  <p>*详细请参照第87页 配件 TOOL HOLDER ACCESSORIES</p>	<p>HT-006809</p>  <p>*详细请参照第87页 英式快换刀架 QUICK CHANGE TOOL POSTS (UK STYLE)</p>	<p>HT-006810</p>  <p>*详细请参照第88页 英式刀架体 QUICK CHANGE TOOL POST</p>
<p>HT-006811</p>  <p>*详细请参照第89页 车削刀架 TOOL HOLDER TOOL BITS</p>	<p>HT-006812</p>  <p>*详细请参照第89页 镗刀架 TOOL HOLDER FOR ROUND SHANKS</p>	<p>HT-006813</p>  <p>*详细请参照第90页 莫氏锥孔刀架 TOOL HOLDER MORSE TAPER SHANK</p>	<p>精密平口钳系列 PRECISION VISE SERIES</p>
<p>HT-0069</p>  <p>*详细请参照第91页 QGG 系列精密工具平口钳 PRECISION TOOL VISES</p>	<p>HT-0070</p>  <p>*详细请参照第91页 QKG 系列精密工具平口钳 PRECISION TOOL VISES</p>	<p>HT-007001</p>  <p>*详细请参照第92页 精密组合平口钳 PRECISION MODULAR VISES</p>	<p>HT-007002</p>  <p>*详细请参照第93页 快动式精密组合平口钳 QUICK ACTION PRECISION MODULAR VISES</p>
<p>HT- 007003</p>  <p>*详细请参照第93页 ZQ80 型立卧组合平口钳 PRECISION HORIZONTAL VERTICAL VISES</p>	<p>HT-007004</p>  <p>*详细请参照第95页 ZQ83 型单、双向组合平口钳 SINGLE & DOUBLE ACTION VISES</p>	<p>HT-007005</p>  <p>*详细请参照第96页 QW 型万向可倾平口钳 UNIVERSAL TILTING VISES</p>	<p>HT-007006</p>  <p>*详细请参照第96页 QM 型精密机用平口钳 ACCU-LOCK PRECISION MACHINE VISES</p>
<p>HT-007007</p>  <p>*详细请参照第97页 QH 型机用平口钳 MACHINE VISES</p>	<p>HT-007008</p>  <p>*详细请参照第98页 QHK 型可倾式机用平口钳 DECLINABLE MACHINE VISES</p>	<p>平行块系列 PARALLEL BLOCK SERIES</p>	
<p>HT-0071</p>  <p>*详细请参照第99页 PB161 型平行块 PRECISION PARALLEL BLOCK</p>	<p>HT-0072</p>  <p>*详细请参照第99页 PB150 型平行块 PRECISION PARALLEL BLOCK</p>	<p>HT-0073</p>  <p>*详细请参照第99页 PB151 型平行块 PRECISION PARALLEL BLOCK</p>	<p>HT-0074</p>  <p>*详细请参照第100页 PB153 型平行块 PRECISION PARALLEL BLOCK</p>
<p>HT-0075</p>  <p>*详细请参照第100页 PB154 型平行块 PRECISION PARALLEL BLOCK</p>			

产品目录 PRODUCTS INDEX

<p>HT-0076</p>  <p>*详细请参照第101页 PB155型平行块 PRECISION PARALL .EL BL OCK</p>	<p>卡盘系列 CHUCK SERIES</p>	<p>HT-0077</p>  <p>*详细请参照第102页 自定心四爪卡盘 4-JAW SELF-CENTERING CHUCK</p>	<p>HT-007701</p>  <p>*详细请参照第103页 K11系列三爪自定心卡盘 3-JAW SELF-CENTRING CHUCKS</p>
<p>HT-007702</p>  <p>*详细请参照第104页 K12系列四爪自定心卡盘 4-JAW SELF-CENTRING CHUCKS</p>	<p>HT-007703</p>  <p>*详细请参照第105页 C型 K72系列四爪 单动车卡盘 4-JAW INDEPENDENT CHUCKS</p>	<p>HT-007704</p>  <p>*详细请参照第106页 精密三爪卡盘 PRECISION 3-JAW CHUCKS</p>	<p>数控工具系列 CNC TOOL SERIES</p>
<p>HT-0078</p>  <p>*详细请参照第107页 BT 锥数控套式铣刀杆 SHELL MILL ARBORS</p>	<p>HT-0079</p>  <p>*详细请参照第108页 DIN 锥数控套式铣刀杆 SHELL MILL ARBORS</p>	<p>HT-0080</p>  <p>*详细请参照第108页 BT 锥数控钻接杆 DRILL CHUCK ARBORS</p>	<p>HT-0081</p>  <p>*详细请参照第110页 DIN 锥数控钻接杆 DRILL CHUCK ARBORS</p>
<p>HT-0082</p>  <p>*详细请参照第111页 CT 锥数控钻接杆 DRILL CHUCK ARBORS</p>	<p>HT-0083</p>  <p>*详细请参照第112页 BT 锥数控立铣刀杆 END MILL ADAPTERS</p>	<p>HT-0084</p>  <p>*详细请参照第114页 DIN 锥数控立铣刀杆 END MILL ADAPTERS</p>	<p>HT-0085</p>  <p>*详细请参照第115页 CT 锥数控立铣刀杆 END MILL ADAPTERS</p>
<p>HT-0086</p>  <p>*详细请参照第116页 BT 锥数控莫氏变径套 (扁尾型) MORSE TAPER (WITH TANG)</p>	<p>HT-0087</p>  <p>*详细请参照第117页 DIN 锥数控莫氏变径套 (扁尾型) MORSE TAPER WITH TANG</p>	<p>HT-0088</p>  <p>*详细请参照第118页 CT 锥数控莫氏变径套 (扁尾型) MORSE TAPER WITH TANG</p>	<p>HT-0089</p>  <p>*详细请参照第119页 数控莫氏变径套 (后拉型) MORSE TAPER (WITH DRAWBAR)</p>
<p>HT-0090</p>  <p>*详细请参照第120页 DIN 锥数控莫氏变径套 (后拉型) MORSE TAPER (WITH DRAWBAR)</p>	<p>HT-0091</p>  <p>*详细请参照第121页 数控莫氏变径套 (后拉型) MORSE TAPER (WITH DRAWBAR)</p>	<p>HT-0092</p>  <p>*详细请参照第122页 BT 锥数控混合插入式铣刀杆 COMBI SHELL END MILL ARBORS</p>	<p>HT-0093</p>  <p>*详细请参照第123页 BT 锥数控铣夹头刀柄 MIL L ING CHUCK ARBORS</p>
<p>HT-0094</p>  <p>*详细请参照第124页 DIN69871 锥数控 铣夹头刀柄 MILLING CHUCK ARBORS</p>	<p>HT-0095</p>  <p>*详细请参照第125页 CT 锥数控铣夹头刀柄 MILLING CHUCK ARBORS</p>	<p>HT-0096</p>  <p>*详细请参照第126页 JM71 系列数控滚针式铣夹头 MILLING CHUCK ARBORS</p>	<p>HT-0097</p>  <p>*详细请参照第126页 JM71 系列数控滚针式铣夹头 MILLING CHUCK ARBORS</p>



























产品目录 PRODUCTS INDEX

<p>HT-009701</p>  <p>*详细请参照第127页 HSK(A型) ER 铣刀柄 ERCOLLET CHUCK</p>	<p>HT-009702</p>  <p>*详细请参照第128页 HSK (A型) 立铣刀杆 END MILL HOLDER</p>	<p>HT-009703</p>  <p>*详细请参照第129页 HSK (A) 型套式铣刀杆 SHELL END MILL HOLDER</p>	<p>HT-009704</p>  <p>*详细请参照第130页 HSK(A型) 混合插入式铣刀杆 COMBI SHELL END MILL HOLDER MM</p>
<p>HT-009705</p>  <p>*详细请参照第131页 HSK(A型) 变径套 MORSE TAPER ADAPTER</p>	<p>HT-009706</p>  <p>*详细请参照第132页 HSK SDC 夹头刀柄 COLLET CHUCK</p>	<p>HT-009707</p>  <p>*详细请参照第133页 HSK GSK 夹头刀柄 COLLET CHUCK</p>	<p>HT-009708</p>  <p>*详细请参照第134页 HSK GER 夹头刀柄 COLLET CHUCK</p>
<p>HT-009709</p>  <p>*详细请参照第135页 HSK APU 一体式钻夹头刀柄 KEYLESS DRILL CHUCK</p>	<p>HT-009710</p>  <p>*详细请参照第135页 HSK SLN 侧固式刀柄 SIDE LOCK HOLDER</p>	<p>HT-009711</p>  <p>*详细请参照第136页 HSK (E) ER 夹头刀柄 COLLET CHUCK</p>	<p>HT-009712</p>  <p>*详细请参照第137页 HSK FMB 面铣刀杆 FACE MILL ARBOR</p>
<p>HT-009713</p>  <p>*详细请参照第138页 HSK MTA 莫氏锥度刀柄 MORSE TAPER HOLDER</p>	<p>HT-0098</p>  <p>*详细请参照第139页 ANSI/ASME B5.50- 1985 拉钉 RETENTION KNOB</p>	<p>HT-0099</p>  <p>*详细请参照第139页 ISO/DIS7388/2- 1984A 拉 钉 RETENTION KNOB</p>	<p>HT-0100</p>  <p>*详细请参照第140页 DIN69872-1988 拉钉 RETENTION KNOB</p>
<p>HT-0101</p>  <p>*详细请参照第140页 MAS403- 1982 拉钉 RETENTION KNOB</p>	<p>HT-0102</p>  <p>*详细请参照第140页 JIS B6339-1986 拉钉 RETENTION KNOB</p>	<p>HT-0103</p>  <p>*详细请参照第141页 ISO/DIS7388/2- 1984B 拉钉 RETENTION KNOB</p>	<p>巡边器系列 EDGE FINDER SERIES</p>
<p>HT-0104</p>  <p>*详细请参照第142页 光电式巡边器 EL ECTRONIC EDGE FINDER</p>	<p>HT-0105</p>  <p>*详细请参照第142页 偏心式巡边器 MECHANICAL EDGE FINDER</p>	<p>HT-010501</p>  <p>*详细请参照第143页 光电式 Z轴设定器 ELECTRONIC Z-AXIS ZERO- SETTERS</p>	<p>HT-010502</p>  <p>*详细请参照第143页 Z轴设定器 Z-AXIS ZERO-SETTERS</p>
<p>其他系列 OTHER ACCESSORY SERIES</p>	<p>HT-0106</p>  <p>*详细请参照第144页 φ 32 G/H TYPE</p>	<p>HT-0107</p>  <p>*详细请参照第144页 φ 40 G/H TYPE (L100)</p>	<p>HT-0108</p>  <p>*详细请参照第144页 φ 50 G/H TYPE (L100)</p>

产品目录 PRODUCTS INDEX

<p>HT- 0109</p>  <p>*详细请参照第145页 MT SOCKET (Morse Taper)</p>	<p>HT- 0110</p>  <p>*详细请参照第146页 DIN317 拆卸楔铁 MORSE SHANK PULLER</p>	<p>HT-0111</p>  <p>*详细请参照第146页 DIN318 半自动楔铁 HALF AUTOMATIC MORSE SHANK PULLER</p>	<p>HT- 0112</p>  <p>*详细请参照第146页 刀柄锁刀座 VERTICAL HORIZONTAL TOOL HOL DER DEVICE</p>
<p>HT-0113</p>  <p>*详细请参照第147页 机床夹具带金属支架 Clamping kit with metal holder</p>	<p>车刀系列 TURNING TOOLS SERIES</p>	<p>HT-0114</p>  <p>*详细请参照第148页 压板型外圆刀杆 (M 系列) EXTERNAL TURNING TOOL</p>	<p>HT-0115</p>  <p>*详细请参照第154页 压板型外圆刀杆 (D 系列) EXTERNAL TURNING TOOL</p>
<p>HT-0116</p>  <p>*详细请参照第161页 螺钉型外圆刀杆 (S 系列) EXTERNAL TURNING TOOLS</p>	<p>HT-0117</p>  <p>*详细请参照第167页 杠杆型外圆刀杆 (P 系列) EXTERNAL TURNING TOOLS</p>	<p>HT-011701</p>  <p>*详细请参照第171页 压板型内孔刀杆 INTERNAL TURNING TOOLS</p>	<p>HT-011702</p>  <p>*详细请参照第176页 螺钉型内孔刀杆 INTERNAL TURNING TOOLS</p>
<p>HT-011703</p>  <p>*详细请参照第181页 杠杆型内孔刀杆 I INTERNAL TURNING TOOLS</p>	<p>HT-011704</p>  <p>*详细请参照第184页 切断、切槽刀杆 TOOL HOLDER FOR GROOVING</p>	<p>HT-011705</p>  <p>*详细请参照第188页 螺纹刀杆 THREADING HOLDER</p>	<p>HT-011706</p>  <p>*详细请参照第187页 镗孔刀杆 BORING BAR</p>
<p>铣刀系列 ENDMILL SERIES</p>	<p>HT-0118</p>  <p>*详细请参照第188页 2 刃平头立铣刀 2 FLUTES SQUARE END MILL S</p>	<p>HT-0119</p>  <p>*详细请参照第189页 2 刃球头立铣刀 2 FLUTES BALL END MILLS</p>	<p>HT-0120</p>  <p>*详细请参照第190页 4 刃粗加工平头立铣刀 4 FLUTES ROUGHING SQUARE END MILL S</p>
<p>HT-0121</p>  <p>*详细请参照第191页 4 刃平头立铣刀 4 FLUTES SQUARE END MILL S</p>	<p>芯轴、涨套系列 MANDREL SERIES</p>	<p>HT-0122</p>  <p>*详细请参照第192页 膨胀芯轴 EXPANDING MANDRELS</p>	<p>HT-0123</p>  <p>*详细请参照第192页 膨胀芯轴 EXPANDING MANDRELS</p>
<p>HT- 0124</p>  <p>*详细请参照第194页 车床芯轴 LATHE MANDRELS</p>	<p>冲子成型器系列 PUNCH FORMER</p>	<p>HT-0125</p>  <p>*详细请参照第196页 ZCYQ80A 双向冲子成型器 PUNCH FORMER(TWO-WAY)</p>	<p>HT-0126</p>  <p>*详细请参照第197页 ZCYQ80B 单向冲子成型器 PUNCH FORMER(ONE-WAY)</p>

产品目录 PRODUCTS INDEX

<p>HT- 0127</p>  <p>*详细请参照第198页 ZCYQ80C 型三爪冲子成型器 3-JAWS PUNCH FORMER</p>	<p>HT-0128</p>  <p>*详细请参照第198页 ZCYQ80D 型 ER 夹头冲子成型器 ER COLLET PUNCH FORMER</p>	<p>攻丝夹头系列 TAPPING CHUCK SERIES</p>	<p>HT-0129</p>  <p>*详细请参照第199页 J41 型攻丝夹头 J41 TAPPING CHUCK</p>
<p>HT-0130</p>  <p>*详细请参照第200页 J52 型攻丝夹头 J52 TAPPING CHUCK</p>	<p>HT-0131</p>  <p>*详细请参照第201页 J5230 钻孔、攻丝多用夹头 DRILL & TAP CHUCK SET</p>	<p>HT-0132</p>  <p>*详细请参照第201页 J43 型安全快换钻孔、攻丝多用夹头 SAFETY QUICK-CHANGE DRILLING AND TAPPING MULTIPLE CHUCK</p>	<p>HT-0133</p>  <p>*详细请参照第202页 J45 型攻丝夹头 J45 TAPPING CHUCK</p>
<p>HT-0134</p>  <p>*详细请参照第203页 J45 型攻丝夹套 J45 TAPPING COLLET</p>	<p>HT-0135</p>  <p>*详细请参照第204页 J46 型可逆攻丝夹头 J46 REVERSIBLE TAPPING COLLET</p>	<p>HT-0136</p>  <p>*详细请参照第206页 390 型快换夹头 390 QUICK CHANGE CHUCKS</p>	<p>HT-0137</p>  <p>*详细请参照第206页 391 型快换夹头 391 QUICK CHANGE CHUCKS</p>
<p>数控刀夹系列 NC TOOL HOLDER SERIES</p>	<p>HT-0138</p>  <p>*详细请参照第207页 DIN69880 数控刀夹 NC TOOL HOLDER</p>	<p>HT-0139</p>  <p>*详细请参照第208页 B1 型径向右刀夹 TYPE B1 TOOL HOLDER</p>	<p>HT-0140</p>  <p>*详细请参照第208页 B2 型径向左刀夹 TYPE B2 TOOL HOLDER</p>
<p>HT-0141</p>  <p>*详细请参照第141页 B3 型径向右刀夹 (刀具反装) TYPE B3 TOOL HOLDER</p>	<p>HT-0142</p>  <p>*详细请参照第209页 B4 型径向左刀夹 (刀具反装) TYPE B4 TOOL HOLDER</p>	<p>HT-0143</p>  <p>*详细请参照第210页 B5 型径向右刀夹 (加长型) TYPE B5 TOOL HOLDER</p>	<p>HT-0144</p>  <p>*详细请参照第210页 B6 型径向左刀夹 (加长型) TYPE B6 TOOL HOLDER</p>
<p>HT-0145</p>  <p>*详细请参照第211页 B7 型径向右刀夹 (加长型、刀具反装) TYPE B7 TOOL HOLDER</p>	<p>HT-0146</p>  <p>*详细请参照第211页 B8 型径向左刀夹 (加长型、刀具反装) TYPE B8 TOOL HOLDER</p>	<p>HT-0147</p>  <p>*详细请参照第212页 C1 型轴向右刀夹 TYPE C1 TOOL HOLDER</p>	<p>HT-0148</p>  <p>*详细请参照第212页 C2 型轴向左刀夹 TYPE C2 TOOL HOLDER</p>
<p>HT-0149</p>  <p>*详细请参照第213页 C3 型轴向右刀夹 (刀具反装) TYPE C3 TOOL HOLDER</p>	<p>HT-0150</p>  <p>*详细请参照第213页 C4 型轴向左刀夹 (刀具反装) TYPE C4 TOOL HOLDER</p>	<p>HT-0151</p>  <p>*详细请参照第214页 E1 型圆柱孔刀夹 (钻孔) TYPE E1 TOOL HOLDER</p>	<p>HT-0152</p>  <p>*详细请参照第215页 E2 型圆柱孔刀夹 (铣、镗孔) TYPE E2 TOOL HOLDER</p>

产品目录 PRODUCTS INDEX

<p>HT-0153</p>  <p>*详细请参照第217页 E3-型 DIN6388 EOC 夹头刀夹 TYPE E3 COLLET HOLDER</p>	<p>HT-0154</p>  <p>*详细请参照第217页 E4 型 DIN6499 ER 夹头刀夹 TYPE E4 COLLET HOLDER</p>	<p>HT-0155</p>  <p>*详细请参照第218页 F 型莫氏锥孔刀夹 TYPE F TOOL HOLDER</p>	<p>刀具系列 CUTTING TOOL SERIES</p>
<p>HT-0156</p>  <p>*详细请参照第219页 EMR/EMRW 圆鼻面铣刀盘 EMR/EMRW ROUND DOWEL FACE MILL CUTTERS</p>	<p>HT-0157</p>  <p>*详细请参照第220页 EMR/EMRW 圆鼻面铣刀盘 EMR/EMRW ROUND DOWEL FACE MILL CUTTERS</p>	<p>HT-0158</p>  <p>*详细请参照第222页 FP45 度平面铣刀头 FP45° FACE MILL HEAD</p>	<p>HT-0159</p>  <p>*详细请参照第223页 SKM 高速八角面铣刀杆 SKM FACE MILLING CUTTER</p>
<p>HT-0160</p>  <p>*详细请参照第225页 BAP 直角台面铣刀盘 BAP RIGHT ANGLE SHOULDER FACE MILL</p>	<p>HT-0161</p>  <p>*详细请参照第227页 KM-45° 壳形铣刀盘 KM-45° FACE MILL CUTTERS</p>	<p>量具系列 MEASURING TOOL SERIES</p>	<p>HT-0162</p>  <p>*详细请参照第229页 I 型游标卡尺 VERNIER CALIPERS (TYPE1)</p>
<p>HT-0163</p>  <p>*详细请参照第229页 I 型整体游标卡尺 MONO-BLOCK VERNIER CALIPERS (TYPE 1)</p>	<p>HT-0164</p>  <p>*详细请参照第230页 深度游标卡尺 VERNIER DEPTH GAUGES</p>	<p>HT-0165</p>  <p>*详细请参照第230页 整体深度游标卡尺 MONO-BLOCK VERNIER DEPTH GAUGES</p>	<p>HT-0166</p>  <p>*详细请参照第231页 带表高度尺 DIAL HEIGHT GAUGES</p>
<p>HT-0167</p>  <p>*详细请参照第231页 双柱带表高度尺 DOUBLE-BEAM DIAL HEIGHT GAUGES</p>	<p>HT-0168</p>  <p>*详细请参照第232页 超大屏幕数显卡尺系列 BIGLCD DIGITAL CALIPERS</p>	<p>HT-0169</p>  <p>*详细请参照第232页 防溅水数显卡尺系列 SPLASH- PROOF DIGITAL CALIPERS</p>	<p>HT-0170</p>  <p>*详细请参照第232页 外径千分尺 (喷漆尺架) OUTSIDE MICROMETERS</p>
<p>HT-0171</p>  <p>*详细请参照第234页 套装外径千分尺 OUTSIDE MICROMETERS IN SETS</p>	<p>HT-0172</p>  <p>*详细请参照第234页 内径千分尺 INSIDE MICROMETERS</p>	<p>HT-0173</p>  <p>*详细请参照第235页 三爪内径千分尺 THREE POINT INTERNAL MICROMETERS</p>	<p>HT-0174</p>  <p>*详细请参照第236页 普通型百分表系列 DIAL INDICATORS</p>
<p>HT-0175</p>  <p>*详细请参照第238页 杠杆百分表 DIAL TEST INDICATORS</p>	<p>HT-0176</p>  <p>*详细请参照第238页 杠杆千分表 MICRON DIAL TEST INDICATORS</p>	<p>HT-0177</p>  <p>*详细请参照第239页 内径百分表 DIAL BORE GAUGES</p>	<p>工作台系列 WORK TABLE SERIES</p>

产品目录 PRODUCTS INDEX

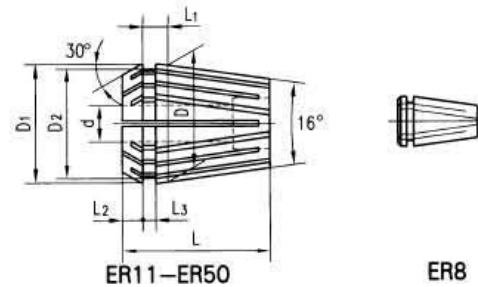
<p>HT-0178</p>  <p>*详细请参照第240页 立卧回转工作台 VERTICAL OR HORIZONTAL TURNING WORKTABLE</p>	<p>HT-0179</p>  <p>*详细请参照第241页 TSL 系列回转工作台 TSL SERIES ROTARY TABLE</p>	<p>HT-0180</p>  <p>*详细请参照第242页 TSK 系列可倾回转工作台 TSK SERIES TILTING ROTARY TABLE</p>
--	---	---

HT-0001

DIN6499B 标准ER系列夹头 ER SERIES COLLETS WITH STANDARD DIN6499B

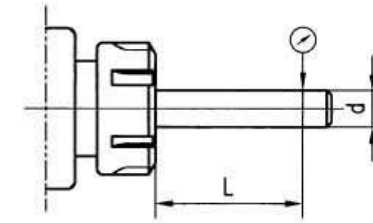
- 1、选用优质弹簧钢
- 2、夹紧力大，夹持范围广，精度高
- 3、广泛用于镗、铣、钻、攻丝、磨、雕刻等加工

- 1、Made of special elastic steel material
- 2、Power clamping ability, precise accuracy
- 3、Used for boring, milling, drilling, tapping, grinding and engraving operation etc.



型号 Model	d H7	D	D1	D2	L	L1	L2	L3	弹性收缩量 Collapsible capacity
ER8	≥1.0-5.0	8	8.45	6.5	13.5	2.98	1.5	1.2	0.5
ER11	≥1.0-7.0	11	11.5	9.5	18.0	3.8	2.5	2.0	0.5
ER16	≥1.0-2.5	16	17	13.8	27.5	6.26	4.0	2.7	0.5
	>2.5-10.0	16	17	13.8	27.5	6.26	4.0	2.7	1.0
ER20	≥1.0-2.5	20	21	17.4	31.5	6.36	4.8	2.8	0.5
	>2.5-13.0	20	21	17.4	31.5	6.36	4.8	2.8	1.0
ER25	≥1.0-2.5	25	26	22.0	34.0	6.66	5.0	3.1	0.5
	>2.5-16.0	25	26	22.0	34.0	6.66	5.0	3.1	1.0
ER32	≥2.0-2.5	32	33	29.2	40.0	7.16	5.5	3.6	0.5
	>2.5-20.0	32	33	29.2	40.0	7.16	5.5	3.6	1.0
ER40	≥3.0-26.0	40	41	36.2	46.0	7.66	7.0	4.1	1.0
ER50	≥6.0-10.0	50	52	46.0	60.0	12.6	8.5	5.5	1.0
	>10.0-34.0	50	52	46.0	60.0	12.6	8.5	5.5	2.0

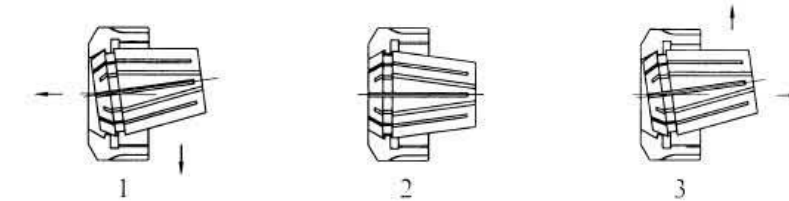
精度检测 Inspection of Accuracy



D	L	径向跳动 Run out tolerance	
		I	II
1.0-1.6	6	0.010	0.015
> 1.6-3.0	10		
> 3.0-6.0	16		
> 6.0-10.0	25		
> 10.0-18.0	40	0.015	0.020
> 18.0-26.0	50		
> 26.0-30.0	60	0.020	0.030
> 30.0-34.0	80		

说明：无特殊要求：一般按II级供货，如需I级，则需特殊订货，价格另议
 If on special requirement, we would supply to you according to II grade; if you require I grade, the price would be advanced

压帽与夹头的安装 Mounting instruction for ER collets and nuts



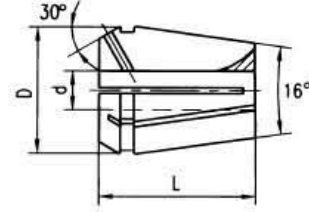
- 1、将夹头放入压帽内，轻轻转动，待压帽偏心部分凹入夹头槽内，沿箭头方向均匀用力推动夹头，即可装入压帽内。
- 2、将夹头与压帽一起安装在夹头体或机床主轴内，把刀具圆柱柄部擦净后装入夹持孔内，使用扳手均匀用力紧固压帽，直到刀具夹牢为止方可使用（注意：切忌在未安装刀具状态下紧固压帽，以免损坏夹头）。
- 3、换刀时，用扳手松开压帽带出夹头及刀上人，卸下刀具，沿箭头方向用力推动夹头，使其退出，然后根据需要换上其它孔径的夹头即可。

- 1、Put the collet into the nut, turn the collet slightly, push it into the nut at the offered direction evenly, When the offset flange into the undercut of the collet.
- 2、Fix the nut and the collet on the spindle rotate the nut until the collet is in pressing. Wipe the straight shank of cutter, and insert it into the pilot hole, Tighten the nut with a wrench till the cutter is clamped heavily (Caution: never tighten the nut without cutter in it for it will break).
- 3、When changing the tool, Loosen the nut and it shall bring out the collet and the cutter together, and then draw the cutter out push out slightly the collet in the offered direction, it shall be ready for any change of the cutter.



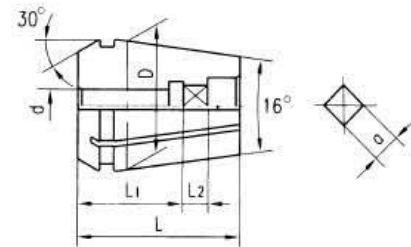
夹头系列 COLLETS SERIES

HT-0002 ERC 夹头 COOL COLLETS



订单号 Order No.	D	L	d
ER16C-d	16.74	27.5	2-10
ER20C-d	20.74	31.5	2-13
ER25C-d	25.74	34	2-16
ER32C-d	32.74	40	2-20
ER40C-d	40.74	46	3-26

HT-0003 ERG型攻丝夹头 TAPPING COLLET



订单号 Order No.	ER16G-d	ER20G-d	ER25G-d	ER32G-d	ER40G-d
D	16	20	25	32	40
L	27.5	31.5	34	40	46
d	3.5-8	3.5-10	3.5-16	3.5-20	3.5-25

dxa	3.5×2.7	4.0×3.0	4.5×3.4	5.5×4.3	6.0×4.9	7.0×5.5
	8.0×6.2	9.0×7.0	10×8.0	11×9.0	12×9.0	14×11
	16×12	18×14.5	20×16	22×18	25×20	

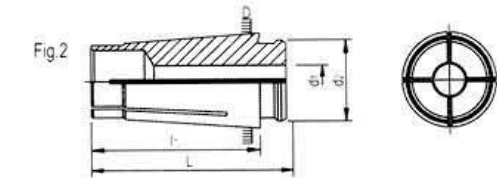


夹头系列 COLLETS SERIES

HT-000301 SK 系列筒夹 SKS COLLET

- 材质: SUJ2
- 硬度: HRC46°
- 偏摆精度: 5μ 以下 (延伸 4D 长度处)。
- 可夹持钻头、丝攻、铣刀、铰刀。
- 夹持同柄径刀具专用。
- 不具弹性收缩范围。
- 夹持力较 AA 型大。
- 所夹持刀具柄径公差限定 h7 以内。

- Steel: SUJ2
- HRC: 46°
- Precision: 5 μ (4D length).
- It is used for the cutting tools like drills, taps mills and reamers
- Only for cutting tools that the shank diameter same as collet's hole diameter.
- Can not be clamped with contraction.
- Clamping ability better than AA type.




TYPE	L	I1	D	夹持范围 d1	d2	WG
SK06A-1	25.7	21.4	9.964	0.5-1.0	9.26	0.03
SK06A-1.5				1.25-1.5		
SK06A-2				1.75-2.0		
SK06A-2.5				2.25-2.5		

SK10-A 系列

TYPE	L	I1'	I2	夹持范围 d1	D	d2
SK10A-3	32	26.8	18	3	13.7	0.04
SK10A-3.175			18	3.175		
SK10A-4			19	3		
SK10A-5			23	4		
SK10A-6			23	6		
SK10A-8			23	8		
SK10A-10			32	10		

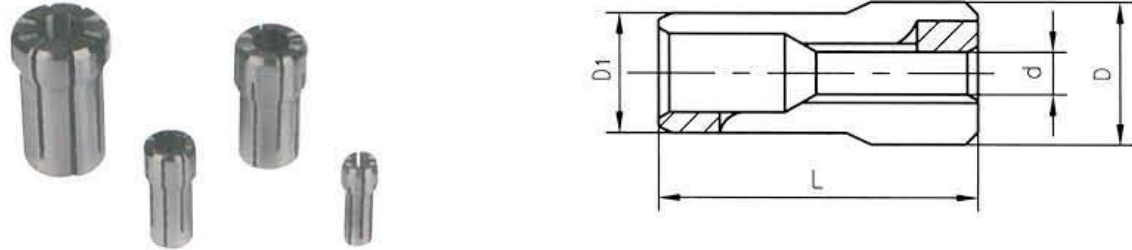
SK16-A 系列

TYPE	L	I1	I2	夹持范围 d1	D	D2
SK16A-3	46	40	18	3	20.5	0.06
SK16A-3.175			18	3.175		
SK16A-4			19	4		
SK16A-5			23	5		
SK16A-6			23	6		
SK16A-8			30	8		
SK16A-10			30	10		
SK16A-12			30	12		
SK16A-16				16		



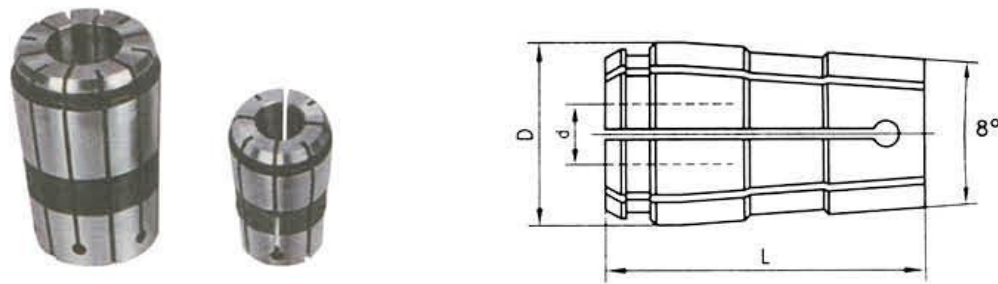
夹头系列 COLLETS SERIES

HT-000302 DA 型夹头 DA COLLETS



订单号 Order No.	D(mm)	L(mm)	D1(mm)	孔径范围 d	
				mm	in
DA10-d	19.5	36.5	16.5	2-12.5	1/16-1/2
DA18-d	26.045	41.7	22.08	2-18	1/16-45/64
DA20-d	13.6	30.4	11.43	1-8	3/64-5/16
DA30-d	9.5	25.4	7.62	1-6	1/32-15/64

HT-000303 TG 夹头 TG COLLETS

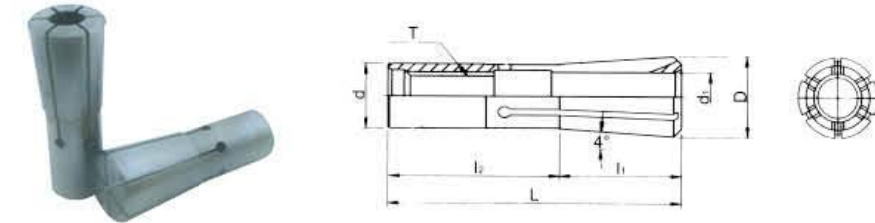


Order No.	L(mm)	D(mm)	d		Wt(Kg)
			mm	in	
TG75	46.9	27	1-20	1/16-25/32	0.1
TG100	60.5	35	1.5-25	1/16-1	0.23
TG150	76.2	50.8	2-40	3/32-9/16	0.6

夹头系列 COLLETS SERIES

HT-000304 SLC 筒夹 SLC COLLET

- 材质: SUJ2.
 - 硬度: HRC46°。
 - 偏摆精度: 5 μ 以下 (延伸 4D 长度处)。
 - 限定夹持孔径相同之刀具柄径。
 - 筒夹不具弹性收缩范围, 强调挟持力。
- Steel: SUJ2.
 - HRC: 46°
 - Precision: 5 μ (4D length).



规格 Type	尺寸 d ₁ SIZE	D	d	L	l ₁	l ₂	T	重量 (KGS) Weight
SLC-12	3,4,5,6,8,10,12	18	14.5	57	25.45	31.55	M10 × 1.5P	0.18
SLC-20	3,4,5,6,8,10,12,16,20	27	21	70	35	35	M12 × 1.75P	0.2

HT-000305 ERH 止水筒夹 (内冷式) ERH COLLETS (OIL HOLE TYPE)

- 材料: SUJ2
 硬度: HRC44-48
 Material: SUJ2
 Hardness: HRC44-48
 利用沟槽差异, 达到周围止水, 仅中心出水的功能。
 适用于夹持有出水孔的道具
 可承受水压 7Mpa
 非标准孔可订制
- Differences in the use of grooves to reach around the sealing
 Central water feature only applies to folders to hold the water hole tool
 Can with stand water pressure 7Mpa
 Non-standard holes can be customized



夹头系列 COLLETS SERIES

型号 Model No.	d	夹持范围 Range	D	D1	L	L1
ER11H	3~7	0.1	11	11.5	18	3.8
ER16H	3~6	0.1	16	17	27.5	6.26
	6~10	0.5				
ER20H	3~6	0.1	20	21	31.5	6.36
	6~13	0.5				
ER25H	3~6	0.1	25	26	34	6.66
	6~16	0.5				
ER32H	3~8	0.1	32	33	40	7.16
	8~20	0.5				
ER40H	4~10	0.1	40	41	46	7.66
	10~26	0.5				
ER50H	12~24	0.5	50	52	60	12.6

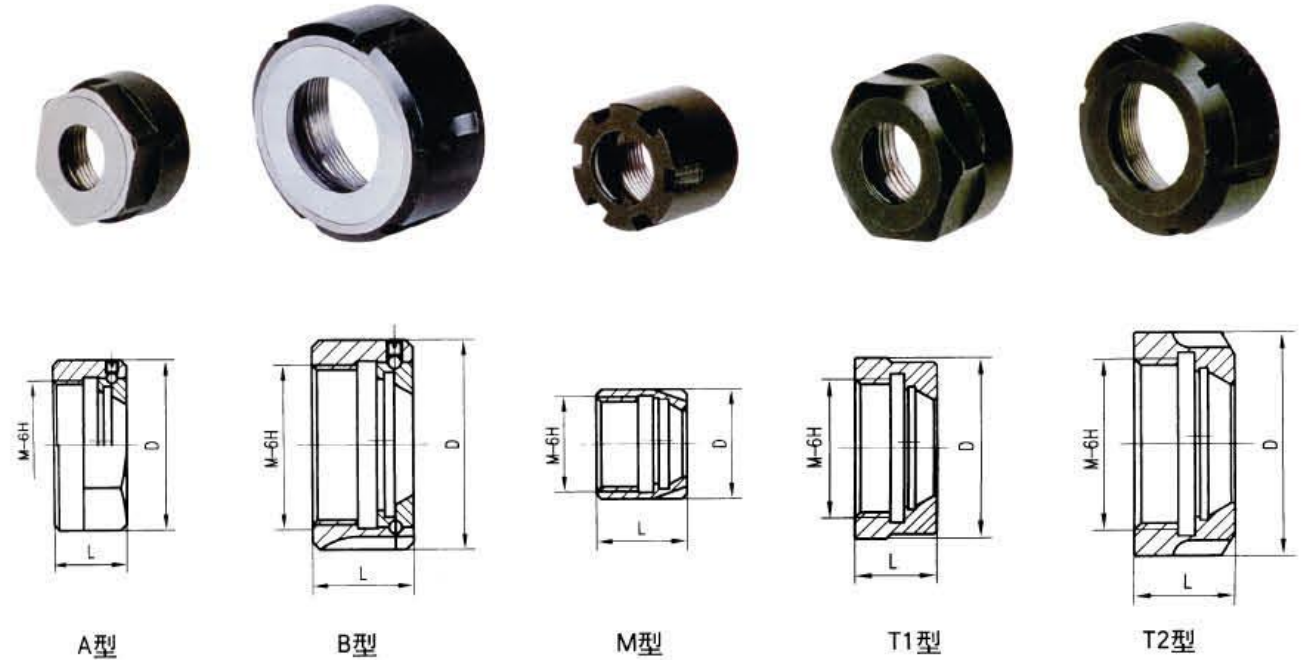
HT-000306 6499B ERS 注水夹头 ERS COLLETS WITH COOLING CHANNELS



订单号 Order No.	D	L	d
ER16S	16.74	27.5	2-10
ER20S	20.74	31.5	2-13
ER25S	25.74	34	2-16
ER32S	32.74	40	2-20
ER40S	40.74	46	3-26

夹头系列 COLLETS SERIES

HT-0004 ER 压帽 ER NUT

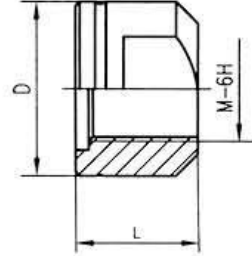


订单号 Order No.	型式 Type	D(mm)	L(mm)	M	重量 Wt(kg)
ER11-A	A	19	11.3	M14 × 0.75	0.005
ER16-A	A	28	17.5	M22 × 1.5	0.01
ER20-A	A	34	19	M25 × 1.5	0.05
ER25-B	B	42	20	M32 × 1.5	0.14
ER32-B	B	50	22.5	M40 × 1.5	0.20
ER40-B	B	63	25.5	M50 × 1.5	0.30
ER50-B	B	78	35.5	M64 × 2	0.50
ER8-M	M	12	12	M10 × 0.75	0.005
ER11-M	M	16	12	M13 × 0.75	0.01
ER16-M	M	22	18	M19 × 1	0.05
ER20-M	M	28	19	M24 × 1	0.05
ER25-M	M	35	20	M30 × 1	0.08
ER11-T1	T1	19	11.3	M14 × 0.75	0.005
ER16-T1	T1	28	17.5	M22 × 1.5	0.01
ER20-T1	T1	34	19	M25 × 1.5	0.05
ER25-T2	T2	42	20	M32 × 1.5	0.14
ER32-T2	T2	50	22.5	M40 × 1.5	0.20
ER40-T2	T2	63	25.5	M50 × 1.5	0.30
ER50-T2	T2	78	35.5	M64 × 2	0.50

夹头系列 COLLETS SERIES

HT-000401

螺母 NUTS



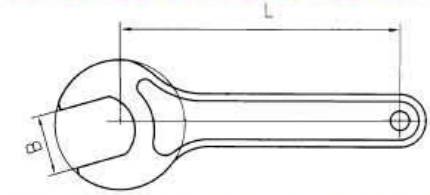
订单号 Order No.	M	L(mm)	D(mm)	适用刀杆直径 Dia of arborss(in)
LS-7/8-14	7/8"-14	19.05	35.05	7/8
LS-1-14	1"-14	22.35	41.15	1
LS-1-12	1"-12		41.15	
LS-1-1/4-12	1-1/4"-12		41.15	1-1/4
LS-1-1/2-12	1-1/2"-12	33.27	53.04	1-1/2
LS-2-12	2"-12	44.45	69.08	2
			69.08	
LS-2-1/2-12	2-1/2"-12	47.63	81.78	2-1/2

订单号 Order No.	M	L(mm)	D(mm)	适用刀杆直径 Dia of arborss(in)
LS-M12 × 1.5	M12 × 1.5	18	23	13
LS-M16 × 1.5	M16 × 1.5	20	27	16
LS-M20 × 2	M20 × 2	25	34	22
LS-M24 × 2	M24 × 2	30	41	27
LS-M27 × 2	M27 × 2	34	47	32
LS-M33 × 2	M33 × 2	40	55	40
LS-M39 × 3	M39 × 3	48	69	50
LS-M45 × 3	M45 × 3	56	84	60

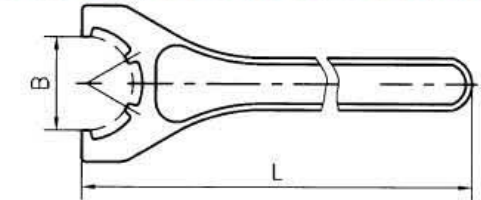
夹头系列 COLLETS SERIES

HT-0005

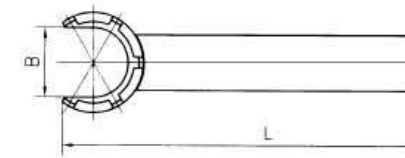
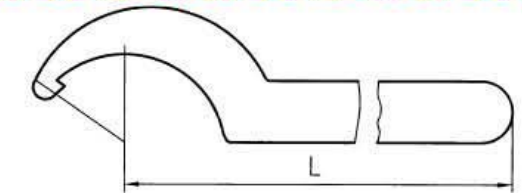
ER 扳手 ER SPANNER



订单号 Order No.	B	L	适用压帽 Clamping Nut
S/ER11	17	110	ER11-A ER11-T1
S/ER16	25	120	ER16-A ER16-T1
S/ER20	30	130	ER20-A ER20-T1



订单号 Order No.	B	L	适用压帽 Clamping Nut
S/ER25-S	37	210	ER25-B ER25-T2
S/ER32-S	45	250	ER32-B ER32-T2
S/ER40-S	58	290	ER40-B ER40-T2
S/ER50-S	72	350	ER50-B ER50-T2



订单号 Order No.	L	规格 Size	适用压帽 Clamping Nut
S/ER25	168	38-42	ER25-B ER25-T2
S/ER32	190	45-52	ER32-B ER32-T2
S/ER40	210	55-63	ER40-B ER40-T2
S/ER50	240	78-85	ER50-B ER50-T2

订单号 Order No.	B	L	适用压帽 Clamping Nut
S/ER8M	7.5	70	ER8-M
S/ER11M	11	90	ER11-M
S/ER16M	15	110	ER16-M
S/ER20M	19.5	120	ER20-M
S/ER25M	25	130	ER25-M

HT-0006 ER 套装铣夹头 MILLING CHUCK SET



- 1、每套铣夹头包括1支夹头体，1支压帽，整套夹头及1支扳手
 - 2、木托或铝合金盒包装
 - 3、可按客户要求组合套装
- 1、 A set included: 1 collet chuck, 1 clamping nut, full set of collets and 1 spanner
 - 2、 Packed in a wooden socket or alum box
 - 3、 We can assemble the set as per customer's requirements

订单号 Order No.	孔径 Hole size		支数/套 Pcs/set	柄 Shank
	in	mm		
ER16-8in(mm)	3/32 1/8 3/16 7/32 1/4 5/16 11/32 3/8	2 3 4 5 6 7 8 10	8	R8
ER25-6in(mm)	1/8 3/16 5/16 3/8 1/2 5/8	4 6 8 10 12 16	6	MS2-MS6
ER25-10in(mm)	3/32 1/8 3/16 1/4 5/16 3/8 7/16 1/2 9/16 5/8	3 4 5 6 8 10 12 14 15 16	10	ISO30 ISO40 ISO50
ER32-6in(mm)	1/4 5/16 3/8 1/2 5/8 3/4	6 8 10 12 16 20	6	1/2" str.sh
ER32-12in(mm)	3/32 1/8 3/16 1/4 5/16 3/8 7/16 1/2 9/16 5/8 11/16 3/4	3 4 5 6 8 10 12 14 15 16 18 20	12	5/8" str.sh 3/4" str.sh
ER40-8in(mm)	1/8 1/4 3/8 1/2 5/8 3/4 7/8 1	3 5 8 12 15 18 22 26	8	1" str.sh
ER40-15in(mm)	1/8 3/16 1/4 5/16 3/8 7/16 1/2 9/16 5/8 11/16 3/4 13/16 7/8 15/16 1	3 4 5 6 8 10 12 14 15 16 18 20 22 24 26	15	1-1/4" str.sh


夹头体的拉杆螺纹丝 Thread of draw bar

锥柄 Taper of collet chuck	拉杆螺纹 Thread of draw bar	
R8	7/16" -20UNF	
7:24 30	M12 x 1.75	1/2" -13UNC
7:24 40	M16 x .0	5/8" -11UNC
7:24 50	M24 x 3.0	1" -8UNC
MS2	M10 x 1.5	3/8" -16UNC
MS3	M12 x 1.75	1/2" -13UNC
MS4	M16 x 2.0	5/8" -11UNC
MS5	M20 x 2.5	3/4" -10UNC
MS6	M24 x 3.0	1" -8UNC

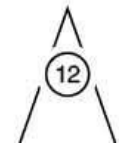
- 1、订货时，请注明夹头体的拉直螺纹及夹头的规格（公制或英制）
 - 2、订购直柄铣夹头时，请注明直柄的直径及长度
 - 3、我们还可以根据您的要求，提供不同规格及件数的成套夹头、夹头体
- 1、 Please notify the thread of collet chuck draw bar and the specification of collets (metric or inch)
 - 2、 Please notify the length of straight shank and dia.
 - 3、 We are glad to supply collets and chucks with different shank and quantities according to your requirement.



HT-000601 ER 套装夹头 COLLET SET

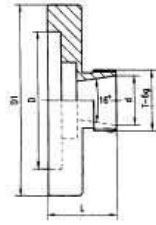


订单号 Order No.	夹头规格 collet hole size	支 / 套 pcs/set
ER8-K09	1,1.5,2,2.5,3,3.5,4,4.5,5	9
ER11-K07	1,2,3,4,5,6,7	7
ER11-K13	1,1.5,2,2.5,3,3.5,4,4.5,5,5.5,6,6.5,7	13
ER16-K08	3,4,5,6,7,8,9,10	8
ER16-K10	1,2,3,4,5,6,7,8,9,10	10
ER20-K10	4.5,6,7,8,9,10,11,12,13	10
ER20-K12	2,3,4,5,6,7,8,9,10,11,12,13	12
ER25-K05	6,8,10,12,16	5
ER25-K07	4,6,8,10,12,16	7
ER25-K13	4,5,6,7,8,9,10,11,12,13,14,15,16	13
ER25-K15	2,3,4,5,6,7,8,9,10,11,12,13,14,15,16	15
ER32-K06	6,8,10,12,16,20	6
ER32-K11	4,5,6,8,10,12,13,15,16,18	11
ER32-K18	4,5,6,7,8,9,10,11,12,13,14,15,16,17,18,19,20	18
ER40-K07	6,8,10,12,16,20,25	7
ER40-K15	4,5,6,8,10,12,13,15,16,18,20,21,22,25,26	15
ER40-K23	4,5,6,7,8,9,10,11,12,13,14,15,16,17,18,19,20,21,22,23,24,25,26	23
ER50-K12	12,14,16,18,20,22,24,26,28,30,32,34	12



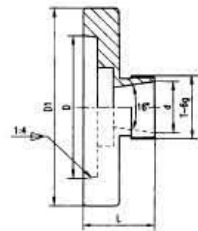
夹头系列 COLLETS SERIES

HT-0007 ER 直孔夹头座 ER COLLET FIXTURE



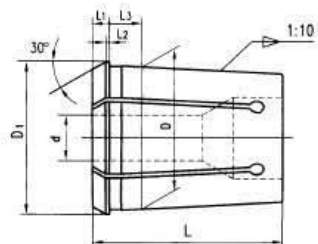
订单号 Order No.	D	D1	d	T	L	所配夹头 Collet
ER16-D140	22	45	16	M22 × 1.5	25	ER16
ER25-D210	72	100	25	M32 × 1.5	36	ER25
ER25-D250	52	102	25	M32 × .5	36	ER25
ER25-102	52	102	25	M32 × 1.5	40	ER25
ER25-BZ300	100	132	25	M32 × .5	34	ER25
ER32-55	55	80	32	M40 × 1.5	42	ER32
ER32-72	72	100				
ER32-95	95	125				
ER32-100	100	132				
ER32-130	130	160				
ER32-132	132	163				

HT-0008 ER 锥孔夹头座 ER COLLET FIXTURE



订单号 Order No.	D	D1	d	T	L	所配夹头 Collet
ER25-D250Z	53.975	102	25	M32 × 1.5	40	ER25

HT-0009 DIN6388A 标准EOC系列铣夹头 EOC COLLETS

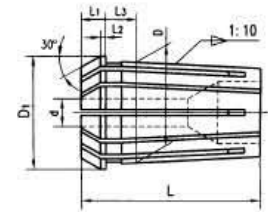


夹头系列 COLLETS SERIES

型号 Model No.	D	D1	d	L	L1	L2	L3
EOC6A	10	11.5	1-6	21	3.5	0.5	4
EOC8A	12.65	14.5	1-8	26	4	0.8	4.5
EOC10A	15.15	17.2	1-10	30	4.5	0.8	4.5
EOC12A	17.75	19.8	1-12	34	5	1.1	4.5
EOC16A	22.65	25.5	2-16	40	5.5	1.2	5.5
EOC20A	27.4	29.8	2-20	45	6	1.35	6
EOC25A	32.9	35.05	2-25	52	6	1.4	6
EOC32A	41.3	43.7	4-32	60	6	1.45	7
EOC40A	49.7	52.2	6-40	68	6	1.45	8
EOC50A	61.1	63.8	8-50	80	7	1.55	9

夹持工件或刀具柄允差: h11 Clamp workpiece or tooling shank tolerance h11

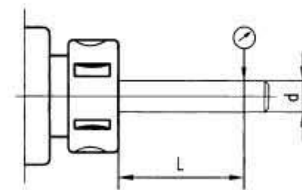
HT-0010 DIN6388B 标准EOC系列铣夹头 EOC COLLETS



型号 Model No.	D	D1	d	L	L1	L2	L3
EOC16B	22.65	25.5	2-16	40	5.5	1.2	9.5
EOC20B	27.4	29.8	2-20	45	6	1.35	10
EOC25B	32.9	35.05	2-25	52	6	1.4	10
EOC32B	41.3	43.7	4-32	60	6	1.45	11
EOC40B	49.7	52.2	6-40	68	6	1.45	12
EOC50B	61.1	63.8	8-50	80	7	1.55	13

最大夹持范围: 0.5mm Max clamping range: 0.5mm

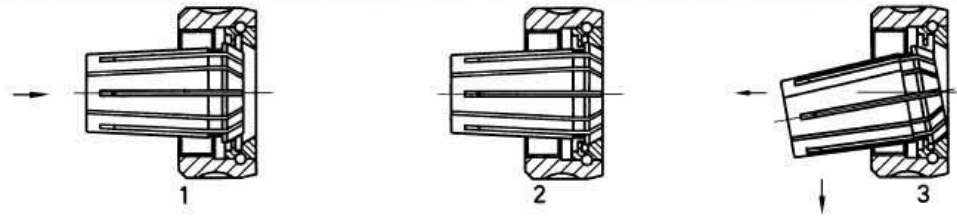
精度检测 Inspection of Accuracy



说明: 无特殊要求, 一般II级供货, 如需I级, 则需特殊订货, 价格另议
If no special requirement, we would supply to you according to II grade, if you require I grade, the price would be advanced

D	L	径向跳动 Run out tolerance	
		I	II
1.0-1.6	6	0.010	0.015
> 1.6-3.0	10		
> 3.0-7.0	16		
> 7.0-10.0	25	0.015	0.020
> 10.0-18.0	40		
> 18.0-24.0	50		
> 24.0-30.0	60	0.020	0.030
> 30.0-50.0	80		

压帽与夹头的安装 Mounting instruction for EOC collet and nut



- 1、将夹头水平放入压帽内，沿箭头方向用力推动夹头，即可装入压帽内
- 2、将夹头与压帽一起安装在夹头体或机床主轴内，把刀具圆柱柄部擦净后装入夹持孔内，使用扳手均匀用力紧固压帽，直到刀具夹牢为止方可使用
(注意：且忌在未安装刀具状态下紧固压帽，以免损坏夹头)
- 3、换刀时，用扳手松开压帽带出夹头及刀具，卸下刀具，沿箭头方向用力推动夹头，使其退出，然后根据需要换上其他孔径的夹头即可

- 1、Put the collet into the nut in level direction, push in into the nut
- 2、Fix the nut and the collet on the spindle rotate the nut until the collet is in pressing. Wipe the straight shank of cutter, and insert it into the pilot hole, Tighten the unt with a wrench till the cutter is clamped heavily
(Caution: never tighten the nut without cutter in it for it will break)
- 3、When changing the tool, loosen the nut and it shall bring out the collet and the cutter together, and then draw the cutter out push out push out slightly the collet in the offered direction, it shall be ready for any change of the cutter

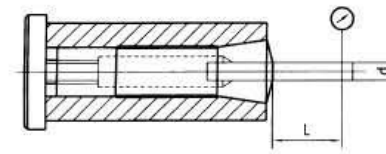
HT-0011 R8 弹簧夹头 R8 COLLETS

- | | |
|--|--|
| <ol style="list-style-type: none"> 1、材料：65Mn 2、硬度：夹持HRC55-60弹性区HRC40-45 3、适用于主轴锥孔为R8的各种铣床，如X6325、X5325等 | <ol style="list-style-type: none"> 1、Material: 65Mn 2、Hardness: clamping part HRC55-60elastic part HRC40-45 3、This unit is applicable to all sorts of milling machines, which spindle taper hole is R8,such as X6325、X5325 etc. |
|--|--|



订单号Order No.	型式 Type	夹持范围 Clamping range		重量 Wt (kg)
		mm	In	
R8-01-d	圆孔 Round	1-20	1/16-7/8	0.24
R8-02-S	四方孔 Square	3-13	1/8-1/2	0.24
R8-03-H	六方孔 Hex	3-16	1/8-5/8	0.24

精度检测 Inspection of Accuracy



d		L	径向跳动 Run out	
mm	in	mm	in	mm
1-1.6	1/32-1/16	6.35	0.0005	0.013
> 1.6-3	> 1/16-1/8	12.7	0.0005	0.013
> 3-10	> 1/8-3/8	25.4	0.0005	0.013
> 10-16	> 3/8-5/8	38.1	0.0005	0.013
> 16-20	> 5/8-7/8	50.8	0.0005	0.013

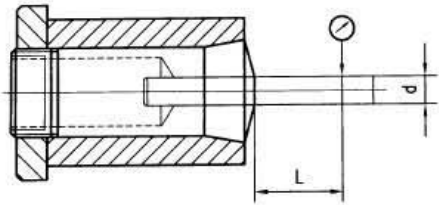
HT-0012 5C 弹簧夹头 5C COLLETS

- | | |
|---|--|
| <ol style="list-style-type: none"> 1、材料：65Mn 2、硬度：夹持HRC55-60 弹性区HRC40-45 3、适用于主轴锥孔为5C的各种车床，如自动车床、数控车床等 | <ol style="list-style-type: none"> 1、Material: 65Mn 2、Hardness: clamping part HRC55-60 elastic part HRC40-45 3、This unit is applicable to all sorts of lathes, which spindle taper hole is 5C,such as automatic lathes, CNC lathes etc. |
|---|--|



订单号 Order No.	型式 Type	夹持范围 Clamping range		重量 Wt (kg)
		mm	In	
5C-01-d	圆孔 Round	1-28	1/32-1-1/8	0.24
5C-02-S	四方孔 Square	3-19	1/8-3/4	0.24
5C-03-H	六方孔 Hex	3-22	1/8-7/8	0.24

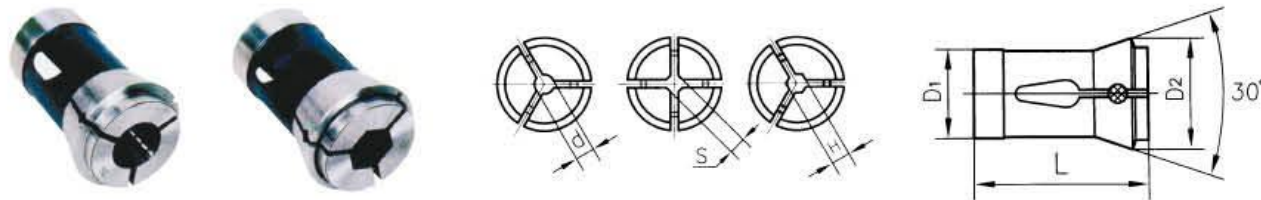
精度检测 Inspection of Accuracy



d		L	径向跳动 Run out	
mm	in	mm	in	mm
1-1.6	1/32-1/16	6.35	0.0005	0.013
> 1.6-3	> 1/16-1/8	12.7		
> 3-10	> 1/8-3/8	25.4		
> 10-16	> 3/8-5/8	38.1		
> 16-20	> 5/8-7/8	50.8		

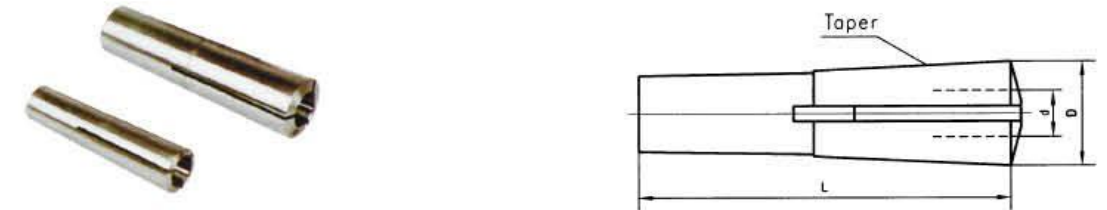
HT-0013 DIN6343 夹紧夹头 DIN6343 CLAMPING COLLETS

- | | |
|--------------------------------|--|
| 1、材料: 65Mn | 1、Material: 65Mn |
| 2、硬度: 夹持部分HRC55-60 弹性区HRC40-45 | 2、Hardness: clamping part HRC55-60 elastic part HRC40-45 |
| 3、适用于各种车床、六角车床等 | 3、This unit is applicable to all sorts of automatic lathes, turret lathes. |



型号 Model	D1 (mm)	D2 (mm)	L (mm)	孔径 Hole size(mm)			重量 Wt(kg)
				圆孔 ROUND	四方孔 SQUARE	六方孔 HEX	
DIN6343-F17.5	17.5	22	51	13	8	10	0.05
DIN6343-F22	22	30	55	16	11	13	0.09
DIN6343-F27	27	38	72.7	22	15	19	0.10
DIN6343-F28	28	38	70	22	15	19	0.12
DIN6343-F32	32	45	75	26	18	22	0.27
DIN6343-F35	35	48	80	30	21	26	0.35
DIN6343-F42	42	55	94	36	25	30	0.49
DIN6343-F48	48	60	94	42	29	36	0.57
DIN6343-F56	56	68	94	50	35	42	0.65
DIN6343-F66	66	84	110	60	42	52	1.16

HT-0014 锥度夹头 TAPER COLLETS

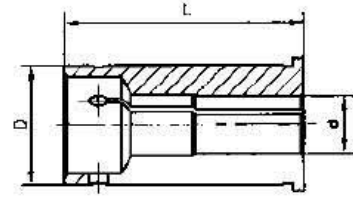


订单号 Order No.	JMS1-d	JMS2-d	JMS3-d	JMS4-d	J7B & S-d	J9B & S-d
锥度 Taper	MS1	MS2	MS3	MS4	B & S7	B & S9
孔径 d Hole size	In	1/16-5/16	1/8-1/2	1/8-3/4	1/8-1	1/8-3/4
	Mm	2-8	2-12	3-20	3-25	2-12
D(mm)	12.2	18	24.1	31.5	18.4	27.08
L(mm)	57	68	86	108	79.4	105
重量 Wt(kg)	0.05	0.08	0.10	0.38	0.096	0.32

夹头系列 COLLETS SERIES

HT-0015

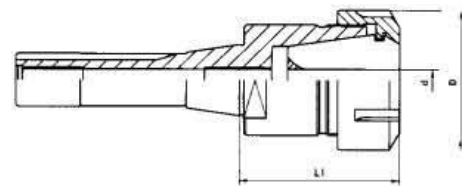
JM71 型直柄夹簧 JM71 STRAIGHT SHANK COLLETS



订单号 Order No.	D(mm)	d (mm)	L(mm)
JM7112	16	4-12	45
JM7116	22	4-16	55
JM7116A	20	4-16	50
JM7120	25	4-20	60
JM7125	32	4-25	65
JM7132	42	6-32	80
JM77132A	40	6-32	80

HT-0016

R8锥柄铣夹头体 R8 TAPER COLLET CHUCK

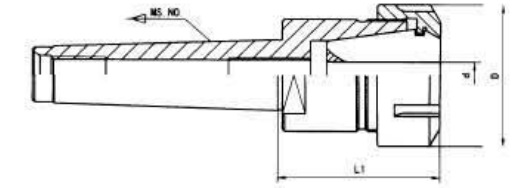


订单号 Order No.	d	D	L1
R8XER11	1-7	19	34.7
R8XER16	1-10	28	43.7
R8XER20	1-13	34	46.5
R8XER25	1-16	42	49.7
R8XER32	2-20	50	63
R8XER40	3-26	63	72

夹头系列 COLLETS SERIES

HT-0017

莫氏锥柄铣夹头体 MORSE TAPER COLLET CHUCK

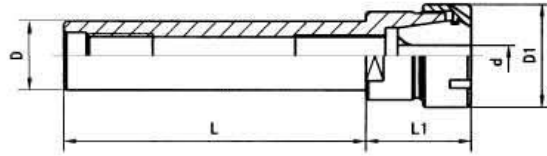


订单号 Order No.	MS.NO.	d	D	L1
MS2XER11	MS2	1-7	19	35.3
MS2XER16	MS2	1-10	28	44.3
MS2XER20	MS2	1-13	34	53.3
MS2XER25	MS2	1-16	42	57.7
MS3XER16	MS3	1-10	28	49.3
MS3XER20	MS3	1-13	34	56.2
MS3XER25	MS3	1-16	42	55.7
MS3XER32	MS3	2-20	50	65.7
MS3XER40	MS3	3-26	63	71.7
MS4XER16	MS4	1-10	28	46.5
MS4XER20	MS4	1-13	34	51.7
MS4XER25	MS4	1-16	42	46.7
MS4XER32	MS4	2-20	50	74.2
MS4XER40	MS4	3-26	63	69.7
MS5XER40	MS5	3-26	63	69.2
MS5XER50	MS5	6-34	78	85

订货时, 请注明夹头体的拉杆螺纹 Please notify the thread of collet chuck draw bar

夹头系列 COLLETS SERIES

HT-0018 M型直柄铣夹头体 STRAIGHT SHANK COLLET CHUCK WITH MINI NUT

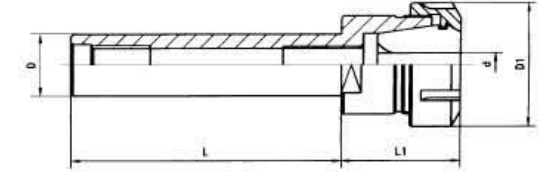


订单号 Order No.	d	D	D1	L	L1
ER8M-10 x 95-17	1-5	10	12	95	17
ER8M-10 x 120-7	1-5	10	12	120	17
ER8M-16 x 100-17	1-5	16	12	100	17
ER11M-12 x 95-28	1-7	12	16	95	28
ER11M-12 x 150-30	1-7	12	16	150	30
ER11M-16 x 100-19	1-7	16	16	100	19
ER11M-16 x 150-19	1-7	16	16	150	19
ER16M-12 x 50-36	1-10	12	22	50	36
ER16M-12 x 100-40	1-10	12	22	100	40
ER16M-16 x 80-37	1-10	16	22	80	37
ER16M-16 x 150-40	1-10	16	22	150	40
ER16M-20 x 50-35	1-10	20	22	50	35
ER16M-20 x 100-25	1-10	20	22	100	25
ER16M-20 x 150-25	1-10	20	22	150	25
ER20M-16 x 60-40	1-13	16	28	60	40
ER20M-16 x 100-40	1-13	16	28	100	40
ER20M-16 x 150-40	1-13	16	28	150	40
ER20M-20 x 80-40	1-13	20	28	80	40
ER20M-20 x 100-40	1-13	20	28	100	40
ER20M-20 x 120-40	1-13	20	28	120	40
ER20M-20 x 150-40	1-13	20	28	150	40
ER25M-20 x 150-50	1-16	20	35	150	50
ER25M-25 x 145-45	1-16	25	35	145	45



夹头系列 COLLETS SERIES

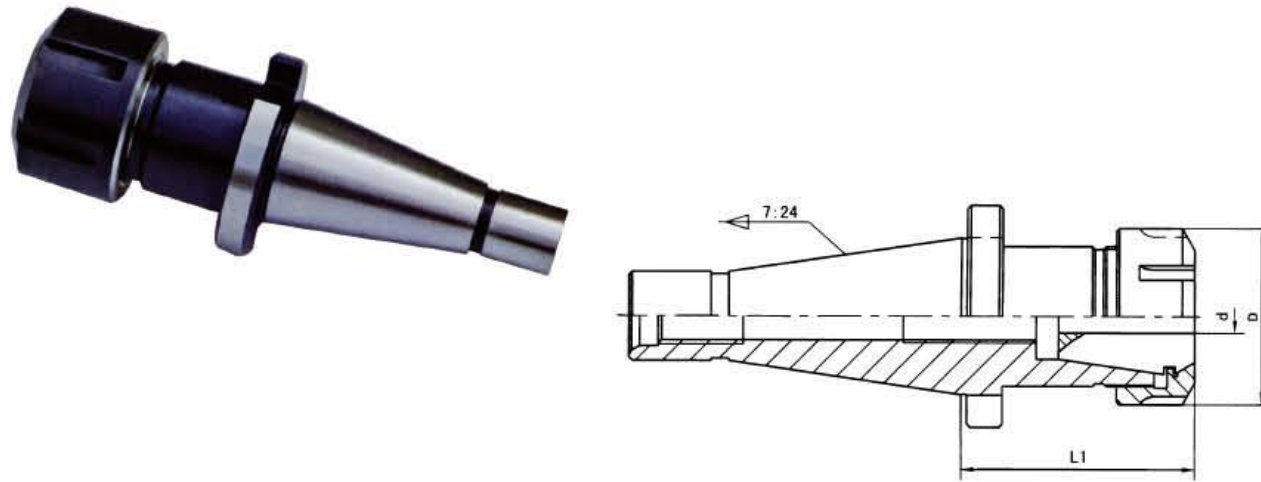
HT-0019 直柄铣夹头体 STRAIGHT SHANK COLLET CHUCK WITH STANDARD NUT



订单号 Order No.	d	D	D1	L	L1
ER11-12 x 100-45	1-7	12	19	100	45
ER11-16 x 60-40	1-7	16	19	60	40
ER11-16 x 100-21	1-7	16	19	100	21
ER16-12 x 100-35	1-10	12	28	100	35
ER16-16 x 100-50	1-10	16	28	100	50
ER16-16 x 50-50	1-10	16	28	150	50
ER16-20 x 100-50	1-10	20	28	100	50
ER16-20 x 150-50	1-10	20	28	150	50
ER16-25 x 150-27	1-10	25	28	100	27
ER16-25 x 150-27	1-10	25	28	150	27
ER20-20 x 80-50	1-13	20	34	80	50
ER20-20 x 100-50	1-13	20	34	100	50
ER20-20 x 150-36	1-13	20	34	150	36
ER20-25 x 50-50	1-13	25	34	50	50
ER20-25 x 100-45	1-13	25	34	100	45
ER25-20 x 150-45	1-13	25	34	150	45
ER25-20 x 100-50	1-16	20	42	100	50
ER25-20 x 150-50	1-16	20	42	150	50
ER25-25 x 80-50	1-16	25	42	80	50
ER25-25 x 100-50	1-16	25	42	100	50
ER25-25 x 150-36	1-16	25	42	150	36
ER25-32 x 60-45	1-16	32	42	60	45
ER25-32 x 100-45	1-16	32	42	100	45
ER32-25 x 80-55	2-20	25	50	80	55
ER32-25 x 100-55	2-20	25	50	100	55
ER32-32 x 55-45	2-20	32	50	55	45
ER32-32 x 100-55	2-20	32	50	100	55
ER32-40 x 75-50	2-20	40	50	75	50
ER32-40 x 100-50	2-20	40	50	100	50
ER40-32 x 80-60	3-26	32	63	80	60
ER40-40 x 100-60	3-26	40	63	100	60



HT- 0020 7: 24锥柄铣夹头体 7: 24 TAPER COLLET CHUCK



订单号 Order No.	7:24 NO.	d	D	L1
30XER11-50	30	1-7	19	50
30XER16-63	30	1-10	28	63
30XER20-63	30	1-13	34	63
30XER25-63	30	1-16	42	63
30XER32-63	30	2-20	50	63
30XER40-75	30	3-26	63	75
40XER16-63	40	1-10	28	63
40XER20-60	40	1-13	34	60
40XER25-60	40	1-16	42	60
40XER32-70	40	2-20	50	70
40XER40-60	40	3-26	63	60
40XER50-100	40	6-34	78	100
50XER16-63	50	1-10	28	63
50XER20-60	50	1-13	34	60
50XER25-60	50	1-16	42	60
50XER32-70	50	2-20	50	70
50XER40-70	50	3-26	63	70
50XER50-90	50	6-34	78	90

订货时, 请注明夹头体的拉杆螺纹
Please notify the thread of collet chuck draw bar



HT- 0021 EOC 压帽 EOC CLAMPING NUT HT- 0022 EOC 扳手 EOC SPANNER



订单号 Order No.	D mm	L mm	T
YMEOC6	18	14	M14 × 1
YMEOC8	26	19	M20 × 1.5
YMEOC10	30	19	M22 × 1.5
YMEOC12	35	20	M27 × 1.5
YMEOC16	43	24	M33 × 1.5
YMEOC20	50	28	M42 × 2
YMEOC25	60	30	M48 × 2
YMEOC32	72	33.5	M60 × 2.5
YMEOC40	85	37	M68 × 2.5
YMEOC50	100	43	M80 × 2.5

订单号 Order No.	L Mm	适用压帽外径 Dia of nuts(mm)
B/EOC6	90	18-21
B/EOC8	125	22-26
B/EOC10	140	28-32
B/EOC12	154	34-36
B/EOC16	168	38-42
B/EOC20	190	45-52
B/EOC25	210	55-62
B/EOC32	230	68-72
B/EOC40	240	78-85
B/EOC50	250	100-110



钻夹头系列 DRILL CHUCK SERIES

HT-0023 扳手钻夹头 KEY TYPE DRILL CHUCK

- 1、适合中、重型钻削。 1、Suitable for medium, heavy duty drilling use.
 2、应用于铣床、车床、钻床、木工机械。 2、For milling machine, lathe, drilling machine, wood working machine.
 3、能够承受高速切削。 3、High speed drilling can be performed for possessing high gripping power.



订单号 Order No.	夹持范围 Capacity		连接尺寸 Mount	外径 D mm	长度 L mm	重量 Wt.(kg)
J2110	1-10	1/32-3/8	B12	42.5	70	0.34
J2113	1-13	1/32-1/2	B16	53	8	0.63
J2513	1.5-13	1/16-1/2	B16	44	78	0.45
J2516	3-16	1/8-5/8	B16	53	86	0.63
J2516A	3-16	1/8-5/8	B18	53	86	0.63
J2116	3-16	1/32-5/8	B18	57	98	1.00
J2116A	1-16	1/32-5/8	B16	57	93	0.82
J2120	5-20	1/32-5/8	B22	65	110	1.40
J2210	1-10	3/16-3/4	JT2	42.5	70	0.34
J2213	1-13	1/32-3/8	JT6	53	86	0.63
J2213A	1-13	1/32-1/2	JT33	53	86	0.63
J2613	1.5-13	1/32-1/2	JT33	44	78	0.45
J2616	3-16	1/16-1/2	JT3	53	86	0.63
J2616A	3-16	1/8-5/8	JT6	53	86	0.63
J2616B	3-16	1/8-5/8	JT33	53	93	0.65
J2216	1-16	1/32-5/8	JT3	57	98	1.00
J2220	5-20	3/16-3/4	JT3	65	110	1.40

HT-0024 锥孔自紧式钻夹头 KEYLESS DRILL CHUCK WITH TAPER MOUNTED

- 1、P、D级适用于车床、铣床、镗床、钻床等机床上使用。
 2、M级适用于加工中心、数控机床等高精度机床使用。
 1、Grade P & D is used in lathe, milling machine, boring machine, drilling bench etc.
 2、Grade M is used in high precision machine-tool, such as machining center and digital control machine.



订单号 Order No.	夹持范围 Capacity	连接尺寸 Mount	D mm	L mm	精度 Runout mm		
					P	D	M
J0106	0.5-6mm	B10	34	72	0.12	0.16	0.06
J0206	1/64" -1/4"	JT1					
J0108	0.5-8mm	B12					
J0208	1/64" -5/16"	JT2	42	82			
J0110	1-10mm	B12					
J0210	1/32" -3/8"	JT2	44	88			
J0210A		JT33					
J0113		B16					
J0113A	1-13mm	B16	44	97			
J0213		JT33					
J0213A		JT6					
	1-32" -1/2"	JT33	49	100			
		JT6					

钻夹头系列 DRILL CHUCK SERIES

型号	夹持范围	连接尺寸	D	L	精度	其他
J0116A	3-16mm	B16	54	110	0.14	0.20
J0116		B18				
J0216		JT6				
J0216A	1/8" -5/8"	JT3	60	125	0.18	0.25
J0120		B22				
J0220	3/16" -3/4"	JT3				

订货时, 请注明精度级别
 Please notify the grade in the order.

HT-0025 螺纹孔自紧式钻夹头 KEYLESS DRILL CHUCK WITH THREAD MOUNTED

适用于车床、铣床、钻床、电动工具及木工机械等机床上使用。
 Used in lathe, milling machine, drilling bench, electric hand and woodworking machine etc.



订单号 Order No.	夹持范围 Capacity	连接尺寸 Mount	D mm	L mm	精度 Runout mm
J0306	0.5-6mm	M10 x 1	34	64	0.20
J0306A	1/64" -1/4"	3/8" -24UNF			
J0308	0.5-8mm	M10 x 1	40	80	
J0308A	1/64" -5/16"	3/8" -24UNF			
J0308B	0.5-8mm	M12 x 1.25			
J0308C	1/64" -5/16"	1/2" -20UNF			
J0310	1-10mm	M10 x 1	42	86	
J0310A	1/32" -3/8"	3/8" -24UNF			
J0310B	1-10mm	M12 x 1.25			
J0310C	1/32" -3/8"	1/2" -20UNF			
J0313	1-13mm	M10 x 1	44	97	
J0313A	1/32" -1/2"	3/8" -24UNF			
J0313B	1-13mm	M12 x 1.25			
J0313C	1/32" -1/2"	1/2" -20UNF	48	107	0.24
J0316	3-16mm	M12 x 1.25			
J0316A	1/3" -5/8"	1/2" -20UNF			
J0316B	3-16mm	M16 x 1.5			
J0316C	1/8" -5/8"	5/8" -16UNF			

HT-0025-1 直结式自紧钻夹头 Direct- Keyless Drill Chuck



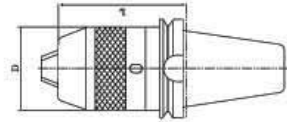
- 1、可与不同刀柄座搭配 2、精度高 3、更换便捷

规格型号	夹持范围	连接尺寸	A	B	C	D	E	F	G
BJ0108	0.5-8	Mt2	83.5	59.5	36	37	M6	30	10.5
BJ0110	1-10	MT2	94	70	41	42	M8	34	10.5

钻夹头系列 DRILL CHUCK SERIES

BJ0113	1-13	MT3	108	81.5	48	49	M6	38	15
BJ0113	1-13	MT2	106	81.5	48	49	M6	38	15
BJ0116	1-16	Mt3	115	88	53	54	M8	48	16

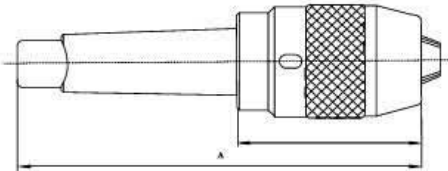
HT-0025-2 一体式自紧钻夹头 Integrated Keyless Drill Chuck



- 1、具有高精度、高夹紧
- 2、连接杆和夹头整合的设计，使其具有高可靠性和高稳定性
- 3、适用于加工中心、数控机床等高精度机床使用

型号	加持范围	连接尺寸	D	L
BT30-APU08-80	0.5-8	BT30	37	80
BT30-APU13-110	1-13	BT30	49	110
BT40-APU13-105	1-13	BT40	49	105
BT40-APU16-110	1-16	BT40	54	110
BT50-APU13-110	1-13	BT50	49	110
BT50-APU16-120	1-16	BT50	54	120

HT-0025-3 长柄自紧钻夹头 LONG-HANDLED KEYLESS DRILL CHUCK



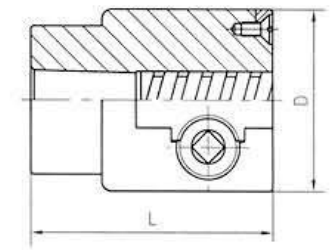
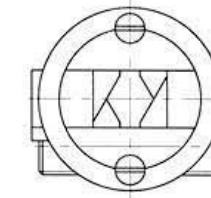
- 1、其独特的结构设计更适合铣床及综合切削机
- 2、精度高

型号	加持范围	连接尺寸	A	B	D
CBJ0108	0.5-8	MT2	139.5	59.5	37
CBJ0110	1-10	MT2	150	70	42
CBJ0113	1-13	MT3	182.5	83.5	45
		MT4	207.5	83.5	54
		C20	143.5	83.5	54
		C25	163.5	83.5	54
		C32	163.5	83.5	54
		R8	187.5	83.5	54
BJ0116	1-16	MT3	184	85	54
		MT4	209	85	54
		C20	145	85	54
		C25	165	85	54
		C32	165	85	54
		R8	189	85	54

钻夹头系列 DRILL CHUCK SERIES

HT-0025-4 圆柄夹具 CHUCK

1. 可夹持圆柄及方柄刀具。
 2. 用于钻床、电钻、木工机械等机床。
1. Can hold round and square shank tool.
 2. Suitable for drilling machine、 electric hand tool、 woodworking machine etc.



订单号 Order No.	夹持范围 Capacity mm	连接尺寸 mount	外径 D mm	长度 L mm
YJ16-J3	0-16	JT3	54	70
YJ16-J6		JT6		
YJ16-B16		B16		
YJ16-M20		M20		
YJ16-M20 × 1.5		M20 × 1.5		
YJ16-M34 × 2		M34 × 2		
YJ20-J3	0-20	JT3	74	86
YJ20-J6		JT6		
YJ20-J33		JT33		
YJ20-B16		B16		
YJ20-B18		B18		
YJ20-B22		B22		
YJ20-M20		M20		
YJ20-M20 × 1.5		M20 × 1.5		
YJ20-M34 × 2		M34 × 2		

钻夹头系列 DRILL CHUCK SERIES

HT-0025-5

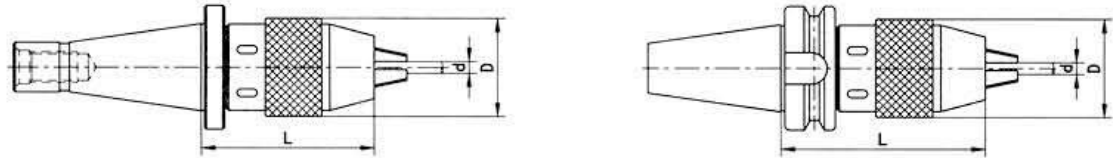
一体式钻夹头 SOLID DRILL CHUCK



1. 柄和夹头一体设计, 可避免钻头夹具脱落
 2. 高精密度和安全性, 适用数控钻床、铣床机械使用
 3. 操作方便, 勾扳手直接转紧, 夹持牢固
1. Avoid of dropping of drill chuck in working
 2. High precision for CNC press drill and end mill
 3. Easy operation with a spanner



订单号 Order No.	L	D	加紧范围 d	订单号 Order No.	L	D	加紧范围 d
MS2-APU08	59.5	36	0.5-8	MS4-APU13	83.5	50	1-13
MS2-APU10	70	43	1-10	MS4-APU16	85	57	3-16
MS3-APU13	83.5	50	1-13	R8-APU13	83.5	50	1-13
MS3-APU16	85	57	3-16	R8-APU16	85	57	3-16



订单号 Order No.	L	D	加紧范围 d	订单号 Order No.	L	D	加紧范围 d
30-APU08	70	36	0.5-0.8	BT30-APU08-80	80	36	0.5-0.8
30-APU13	85.5	50	1-13	BT30-APU13-100	100	50	1-13
40-APU08	70	36	0.5-8	BT30-APU16-110	110	57	3-16
40-APU13	85	50	1-13	BT40-APU08-85	85	36	0.5-8
40-APU16	105	57	3-16	BT40-APU13-100	100	50	1-13
50-APU13	95	50	1-13	BT40-APU16-105	105	57	3-16
50-APU16	100	57	3-16	BT50-APU13-100	100	50	1-13
R8-APU13	100	50	1-13	BT50-APU16-110	110	57	3-16

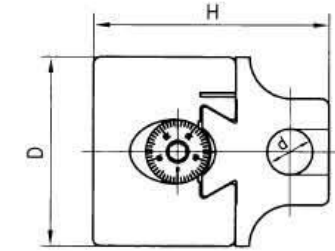


订单号 Order No.	L	D	加紧范围 d	订单号 Order No.	L	D	加紧范围 d
SK40-APU08-70	70	36	0.5-8	CAT40-APU08-82	82	36	0.5-8
SK40-APU13-82	82	50	1-13	CAT40-APU13-100	100	50	1-13
SK40-APU16-105	105	57	3-16	CAT40-APU16-125	125	57	3-16
SK50-APU13-85	85	50	1-13	CAT50-APU13-100	100	50	1-13
SK50-APU16-90	90	57	3-16	CAT50-APU16-105	105	57	3-16

镗头系列 BORING HEADS SERIES

HT-0026

F1 型镗头 TYPE F1 BORING HEADS

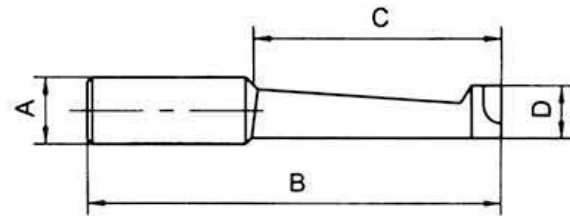


订单号 Order No.	D mm	H mm	最大位移 Max offset	刀杆直径d Boring bar dia	最小刻度值 Min graduation	镗削直径 Dia of Boring
F1-1/2	50	61.6	5/8"	1/2"	0.001"	3/8"-5"
F1-3/4	75	80.2	1"	3/4"	0.0005"	1/2-9"
F1-1	100	93.2	1-5/8"	1"		5/8"-12.5"
F1-12	50	61.6	16mm	12mm	0.01mm	10-125mm
F1-18	75	80.2	25mm	18mm		12-225mm
F1-25	100	93.2	41mm	25mm		15-320mm

镗刀需特殊订购 The borer is to be purchased specially

HT-002601

合金镗刀杆 CARBIDE TIPPED BORING BARS



A=1/2" 柄 Shank

订单号 Order No.		B(mm)	C(mm)	D(mm)
铸铁 Case Iron	钢铁 Steel			
375-1812	375-1816	103.9	45.34	10.5
375-1822	375-1826	116.77	58.39	14.06
375-1832	375-1836	129.1	71.39	17.27
375-1842	375-1846	142.03	85.15	20.73
375-1852	375-1856	154	96.12	27.72
375-1862	375-1866	168	111.63	27.88
375-1804	375-1808	以上 6 件套木托 6 piece set of above/wooden stand		

A=12mm 柄 Shank

订单号 Order No.		B(mm)	C(mm)	D(mm)
铸铁 Case Iron	钢铁 Steel			
375-3732	375-3736	103.9	45.34	10.5
375-3742	375-3746	116.77	58.39	14.06
375-3752	375-3756	129.1	71.39	17.27
375-3762	375-3766	142.03	85.15	20.73
375-3772	375-3776	154	96.12	27.72
375-3782	375-3786	168	111.63	27.88
375-5002	376-5006	以上 6 件套木托 6 piece set of above/wooden stand		

A=3/4" 柄 Shank

订单号 Order No.		B(mm)	C(mm)	D(mm)
铸铁 Case Iron	钢铁 Steel			
375-1612	375-1616	3 -1/8	1-1/8	7/16
375-1622	375-1626	³ / _{-11/16}	1-11/16	7/16
375-1632	375-1636	4 -1/4	2-1/4	7/16
375-1642	375-1646	3-1/2	1-1/2	9/16
375-1652	375-1656	4 -1/4	2-1/4	9/16
375-1662	375-1666	5	3	9/16
375-1672	375-1676	3 -7/8	1-7/8	11/16
375-1682	375-1686	⁴ / _{-13/16}	2-13/16	11/16
375-1692	375-1696	5-3/4	3-3/4	11/16
375-1702	375-1706	4 -1/4	2-1/4	13/16
375-1712	375-1716	5-3/8	3-3/8	13/16
375-1722	375-1726	6 -1/2	4-1/2	13/16
375-1602	375-1606	以上 12 件套木托 12 piece set of above/wooden stand		
375-1732	375-1736	以上 12 件套塑托 12 piece set of above/ plastic stand		

A=18mm 柄 Shank

订单号 Order No.		B(mm)	C(mm)	D(mm)
铸铁 Case Iron	钢铁 Steel			
375-3524	375-3528	3 -1/8	1-1/8	7/16
375-3534	375-3538	3 -11/16	1-11/16	7/16
375-3544	375-3548	4 -1/4	2-1/4	7/16
375-3554	375-3558	3-1/2	1-1/2	9/16
375-3564	375-3568	4 -1/4	2-1/4	9/16
375-3574	375-3578	5	3	9/16
375-3584	375-3588	3 -7/8	1-7/8	11/16
375-3594	375-3598	4 -13/16	2-13/16	11/16
375-3614	375-3618	5-3/4	3-3/4	11/16
375-3624	375-3628	4 -1/4	2-1/4	13/16
375-3634	375-3638	5-3/8	3-3/8	13/16
375-3644	375-3648	6 -1/2	4-1/2	13/16
375-3504	375-3508	以上 12 件套木托 12 piece set of above/wooden stand		
375-3514	375-3518	以上 12 件套塑托 12 piece set of above/ plastic stand		

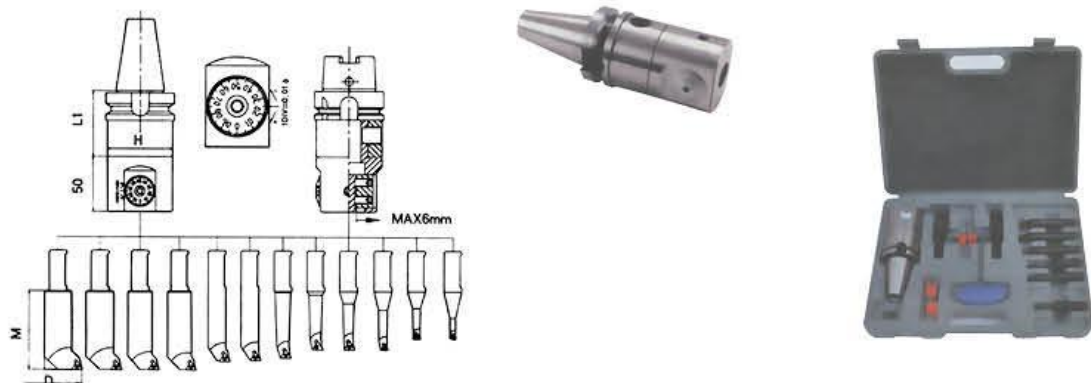
A=1" 柄 Shank

订单号 Order No.		B(mm)	C(mm)	D(mm)
铸铁 Case Iron	钢铁 Steel			
375-1812	375-1816	103.91	45.34	10.5
375-1822	375-1826	116.77	58.39	14.06
375-1832	375-1836	129	71.39	17.27
375-1842	375-1846	142.03	85.15	20.73
375-1852	375-1856	154	96.12	24.72
375-1862	375-1866	168	111.63	27.88
375-1804	375-1808	以上 6 件套木托 6 piece set of above/wooden stand		

A=25mm 柄 Shank

订单号 Order No.		B(mm)	C(mm)	D(mm)
铸铁 Case Iron	钢铁 Steel			
375-3732	375-3736	103.9	45.34	10.5
375-3742	375-3746	116.77	58.39	14.06
375-3752	375-3756	129.1	71.39	17.27
375-3762	375-3766	142.03	85.15	20.73
375-3772	375-3776	154	96.12	27.72
375-3782	375-3786	168	111.63	27.88
375-5002	376-5006	以上 6 件套木托 6 piece set of above/wooden stand		

HT- 002602 NBJ16 微调精镗组合 MICRO BORING SYSTEM



订单号 Order No.	镗孔范围 D	所配刀柄型号 Suitable shank model	L1	H
8 支标准 8pcs (Standard)	8-50	BT40-NBJ16-8P	60	60
		BT50-NBJ16-8P	75	
		SK40-NBJ16-8P	65	
		SK50-NBJ16-8P	75	
		DIN2080.40-NBJ16-8P	60	
		DIN2080.50-NBJ16-8P	75	
		HSK.A63-NBJ16-8P	75	
		HSK.A100-NBJ16-8P	75	
12 支 12pcs	6-55	BT40-NBJ16-12P	60	60
		BT50-NBJ16-12P	75	
		SK40-NBJ16-12P	65	
		SK50-NBJ16-12P	75	
		DIN2080.40-NBJ16-12P	60	
		DIN2080.50-NBJ16-12P	75	
		HSK.A63-NBJ16-12P	75	
		HSK.A100-NBJ16-12P	75	

以上规格为整套组合，也可单独订购刀柄及刀杆，请在订购时注明具体规格！

The above specification is a tool pack, a single order for heads or shanks is also available, please specify the details when ordering.

镗刀杆 (标准型) Boring Bar (standard type)

镗刀杆规格 Boring Bar spec.	镗孔范围 Boring range D	深度 Depth M	刀片规格 Insert	刀片螺 纹 Screw	扳手 Wrench	切入量 ap	进给量 F
BJ1606-20	6-9	20	WBGT060102	CSTB-2	T6	0.05-0.2	0.05-0.1
BJ1608-28*	8-11	28	WBGT060102				
BJ1610-36*	10-13	36	WBGT060104			0.1-0.25	0.07-0.15
BJ1612-42*	12-17	42	TPGT090202	CSTB-2.5	T8	0.05-0.2	0.05-0.1
BJ1614-50	14-19	50					
BJ1616-60*	16-21	60					
BJ1620-63*	20-26	63	TPGT090204			0.1-0.25	0.07-0.015
BJ1624-64*	24-31	64					
BJ1630-72*	30-40	72					
BJ1635-72	35-45	72					
BJ1640-72*	40-50	72					
BJ1645-72	45-55	72					

镗刀杆 (加长型) Boring Bar (extension type)

镗刀杆规格 Boring Bar spec.	镗孔范围 Boring range D	深度 Depth M	刀片规格 Insert	刀片螺 纹 Screw	扳手 wrench	切入量 ap	进给量 F
BJ1606-24L	6-9	24	WBGT060102	CSTB-2	T6	0.05-0.2	0.05-0.1
BJ1608-32L*	8-11	32	WBGT060102				
BJ1610-40L*	10-13	40	WBGT060104			0.1-0.25	0.07-0.15
BJ1612-53L*	12-17	53	TPGT090202	CSTB-2.5	T8	0.05-0.2	0.05-0.1
BJ1614-60L	14-19	60					
BJ1616-68L*	16-21	68					
BJ1620-83L*	20-26	83	TPGT090204			0.1-0.25	0.07-0.015
BJ1624-90L*	24-31	90					
BJ1630-90L*	30-40	90					
BJ1635-90L	35-45	90					
BJ1640-90L*	40-50	90					
BJ1645-90L	45-55	90					

镗刀杆规格带 * 的为标准 8 支组合。

以上规格为整套组合，也可单独订购刀柄及刀杆，请在订购时注明具体规格。

镗刀杆材质有高速钢和合金钢可供选择。

Boring bars with mark "*" are a standard package. (8pieces in a set)

The above specification is a tool package, a single order for heads or shanks is also available, please specify the details when order. The boring bars material are available in high speed steel and alloy steel.

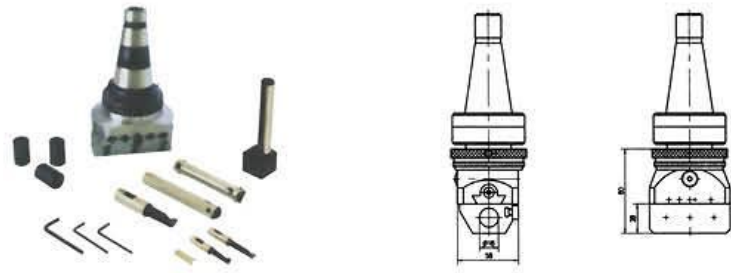
HT-002603 F4 型万能镗头 UNIVERSAL BORING AND FACING HEAD

该产品是坐标镗床、卧式镗床、普通镗铣床、镗铣类数控机床的主要附件。可进行镗孔、镗外圆、镗端面、镗阶梯孔、镗内孔端面，切内孔及外圆上的环槽等多种加工。

本产品具有手动微进给、快速调整、多种速度径向自动进给功能和过载保护机构。

It is a major accessory of the machine tools ,such as jig boring machine ,horizontal boring machine , milling machine , cnc machine ,etc.It is possible to carry out such operation as facing , outside inside diameter boring, boring stepholes and inner and outside groove cutting etc.

It has the mechanism of manual fine feed , rapid adjustment , various velocities for radial automatic feed and overload protection.



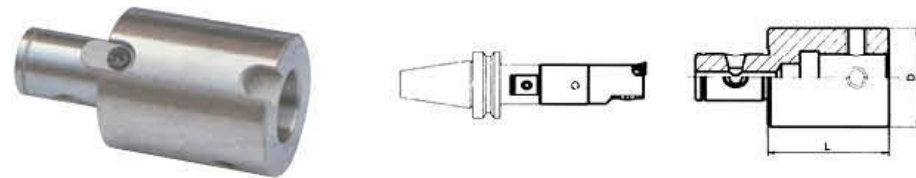
型号 Model	镗销直径 Dia. of boring	夹持孔径 Boring bar hole size	空间距离 Center dist between holes	微进给每格进给量 Fine feed per graduation	滑块行程 Offset
F4-18	5-250	18	23	0.005	± 15

mm

可与莫氏柄、7:24 柄、R8 柄及 BT、DIN69871 等各种数控柄连接使用。

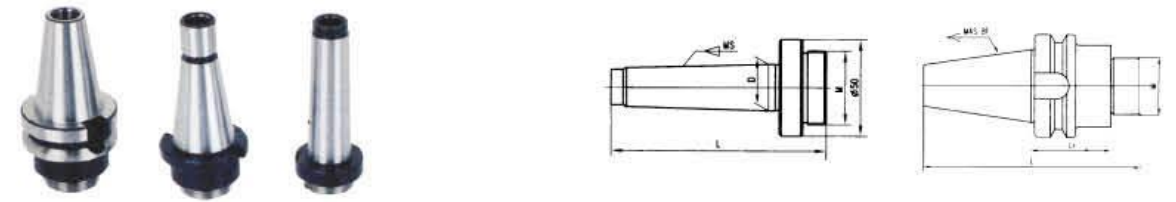
Available optional shank:MS 、 R8 、 7: 24 、 BT 、 DIN69871 etc.

HT-002604 镗刀延长杆 EXTENSION SHANK



订单号 Order no	D	L
ZE21X21-35	21	35
ZE23X23-45	23	45
ZE29X29-45	29	45
ZE37X37-45	37	45
ZE48X48-45	48	45
ZE60X60-75	60	75
ZE80X80-75	80	75

HT- 0027 F1 型镗刀柄 F1 BORING SHANK



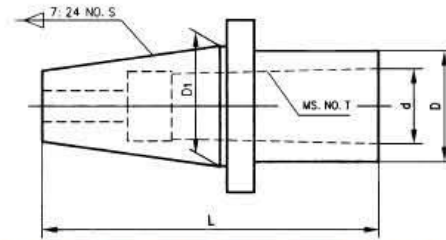
订单号 Order No.	柄部 Shank	L(mm)	螺纹M	订单号 Order No.	柄部 Shank	L(mm)	螺纹M
F1-MS2W	MS2	93	7/8"-20 1-1/2"-18	F1-ISO40	ISO40	135	7/8"-20 1-1/2"-18
F1-MS2		108		F1-ISO50	ISO50	168	
F1-MS3W	MS3	110		F1-5/8	5/8"	97	
F1-MS3		128		F1-3/4	3/4"	112	
F1-MS4W	MS4	133		F1-7/8	7/8"	127	
F1-MS4		154		F1-1	1"	137	
F1-MS5W	MS5	160		F1-1-1/4	1-1/4"	167	
F1-MS5		186		F1-1-1/2	1-1/2"	197	
F1-MS6W	MS6	214		F1-1-3/4	1-3/4"	227	
F1-MS6		248		BT40 x 7/8 "-20-45	BT40	122.4	
F1-R8	R8	132.5		DIN69871.A40 x 7/8"-20-40	DIN69871.40	120.4	
F1-ISO30	ISO30	102		CT40 x 7/8"-20-50	CT40	130	

订单中的F1-MS2和F1-MS2W分别表示MS2锥舌尾型和拉杆型

Among the order no. F1-MS2 and F1-MS2W respectively refer to MS2 taper with tang and MS2 taper with draw bar

变径套系列 SLEEVE SERIES

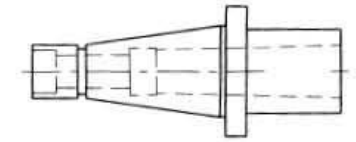
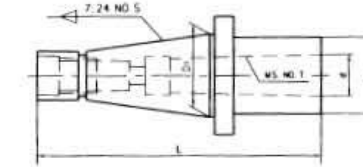
HT-0028 7:24/MS 变径套 (开尾式) 7:24 TO MS ADAPTER (END OPENING TYPE)



Order No.	7:24 NO.S	MS.NO.T	D(mm)	D1(mm)	d(mm)	L(mm)
B30W-1	30	MS1	24	31.75	12.065	75
B30W-2	30	MS2	30	31.75	17.780	100
B30W-3	30	MS3	36	31.75	23.825	130
B30W-4	30	MS4	48	31.75	31.267	162.5
B40W-1	40	MS1	24	44.45	12.065	80
B40W-2	40	MS2	30	44.45	17.780	85
B40W-3	40	MS3	36	44.45	23.825	100
B40W-4	40	MS4	48	44.45	31.267	145
B40W-5	40	MS5	61	44.45	44.399	225
B50W-1	50	MS1	25	69.85	12.065	127
B50W-2	50	MS2	32	69.85	17.780	127
B50W-3	50	MS3	40	69.85	23.825	127
B50W-4	50	MS4	48	69.85	31.267	127
B50W-5	50	MS5	61	69.85	44.399	180

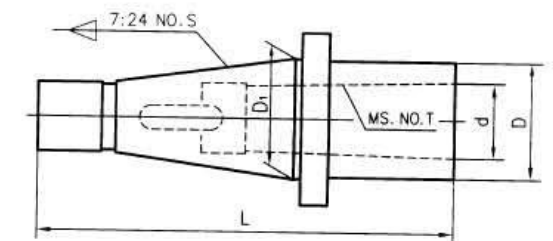
变径套系列 SLEEVE SERIES

HT-0029 7:24/MS 变径套 (拉杆型) 7:24 TO MS ADAPTER (DRAW BAR TYPE)



订单号 Order No.	7:24 NO.S	MS.NO.T	D(mm)	D1(mm)	d(mm)	L(mm)	示意图 Figure
B30-1W	30	MS1	25	31.75	12.065	105	1
B30-2W	30	MS2	32		17.780	118	2
B30-3W	30	MS3	40		23.825	155	2
B40-1W	40	MS1	25	44.45	12.065	120	1
B40-2W	40	MS2	32		17.780	120	1
B40-3W	40	MS3	40		23.825	140	2
B40-4W	40	MS4	48		31.267	178	2
B40-5W	40	MS5	61		44.399	238	2
B50-1W	50	MS1	25	69.85	12.065	160	1
B50-2W	50	MS2	32		17.780	160	1
B50-3W	50	MS3	40		23.825	160	1
B50-4W	50	MS4	48		31.267	180	1
B50-5W	50	MS5	61		44.399	210	2

HT-0030 7:24/MS 变径套 (扁尾式) 7:24 TO MS ADAPTER (WITH TANG)

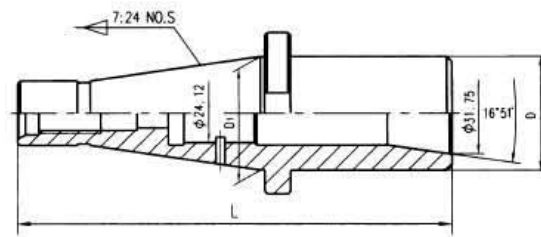


订单号 Order No.	7:24 NO.S	MS.NO.T	D(mm)	D1(mm)	d(mm)	L(mm)
B30-MS1	30	MS1	25	31.75	12.065	118
B30-MS2		MS2	32		17.780	118
B30-MS3		MS3	40		23.825	138
B30-MS4		MS4	48		31.267	212

变径套系列 SLEEVE SERIES

订单号 Order No.	7:24 NO.S	MS.NO.T	D(mm)	D1(mm)	d(mm)	L(mm)
B40-MS1	40	MS1	25	44.45	12.065	143
B40-MS2		MS2	32		17.780	143
B40-MS3		MS3	40		23.825	158
B40-MS4		MS4	48		31.267	188
B40-MS5		MS5	61		44.399	273
B50-MS1	50	MS1	25	69.85	12.065	172
B50-MS2		MS2	32		17.780	187
B50-MS3		MS3	40		23.825	192
B50-MS4		MS4	48		31.267	197
B50-MS5		MS5	61		44.399	232

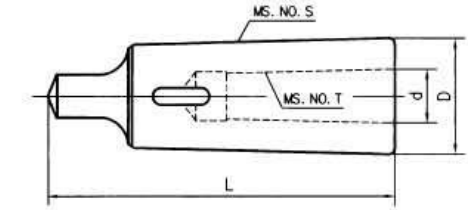
HT-0031 7:24 R8 变径套 7:24 TO R8 ADAPTER



订单号 Order No.	7:24 NO.S	D1(mm)	L(mm)	D(mm)
B30-R8	30	31.75	192	42
B40-R8	40	44.45	167	44.5
B50-R8	50	69.85	175	

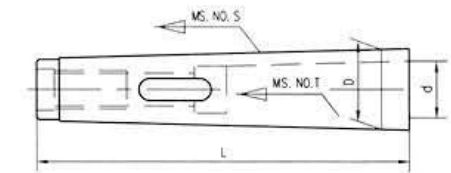
变径套系列 SLEEVE SERIES

HT-0032 DIN2185 莫氏变径套 MORSE TAPER SLEEVES



订单号 Order No.	MS.NO.S	MS.NO.T	D(mm)	d(mm)	L(mm)	重量Wt (kg)	精度 Accuracy(mm)
B1-0	1	0	13	9.045	80	0.10	0.015
B2-1	2	1	18.6	12.065	92	0.10	
B3-1	3		24.1		99	0.24	
B3-2		2	24.7	112	0.12		
B4-1	4	1	31.6	12.065	124	0.60	
B4-2		2		17.780		0.50	
B4-3		3		32.4	1450	0.38	
B5-1	5	1	44.7	12.065	156	1.59	0.020
B5-2		2		17.780		1.49	
B5-3		3		23.825		1.36	
B5-4		4		45.5		31.267	
B6-1	6	1	63.8	12.065	218	3.84	
B6-2		2		17.780		3.73	
B6-3		3		23.825		3.85	
B6-4		4		31.267		3.12	
B6-5		5		44.399		1.95	

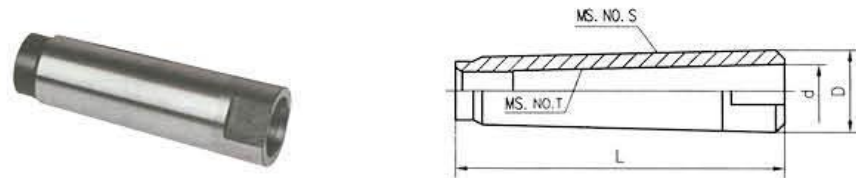
HT-003201 莫氏变径套 (拉杆型) MORSE TAPER SLEEVES(DRAWBAR TYPE)



变径套系列 SLEEVE SERIES

订单号 Order No.	MS.NO.S	MS.NO.T	D(mm)	d (mm)	L(mm)	精度 Accuracy (mm)
BM2-1	2	1	17.780	12.065	108.5	0.01
BM3-1	3	1	23.825	12.065	106	
BM3-2	3	2	23.825	17.78	116	
BM4-1	4	1	31.267	12.065	110	
BM4-2	4	2	31.267	17.78	120	
BM4-3	4	3	31.267	23.825	140	
BM5-1	5	1	44.399	12.065	136	0.02
BM5-2	5	2	44.399	17.78	136	
BM5-3	5	3	44.399	23.825	148	
BM5-4	5	4	44.399	31.267	176	

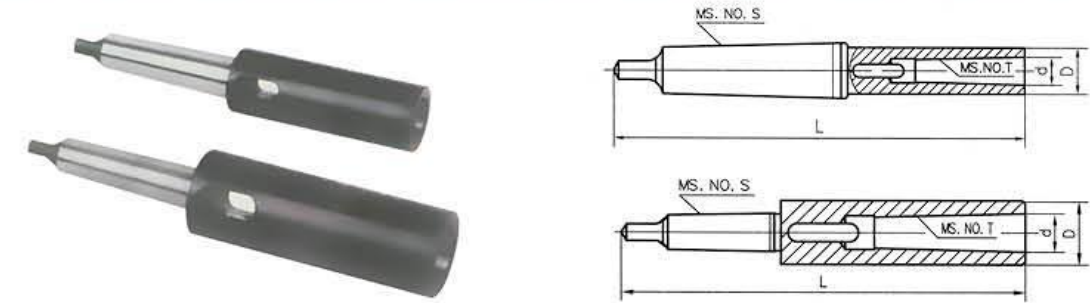
HT-003202 莫氏中间套 MORSE TAPER SLEEVES



订单号 Order No.	MS.NO.S	MS.NO.T	D(mm)	d (mm)	L (mm)	重量 Wt (kg)	精度 Accuracy (mm)
BZ2-1	2	1	18	12.065	74	0.10	0.015
BZ3-1	3			24.1	80	0.24	
BZ3-2		2	17.780	0.12			
BZ4-1	4	1	31.6	12.065	90	0.63	0.020
BZ4-2		2		17.780		0.50	
BZ4-3		3		23.825		0.38	
BZ5-2	5	2	44.7	17.780	110	1.49	
BZ5-3		3		23.825		1.36	
BZ5-4		4		31.267		0.95	
BZ6-3	6	3	63.8	23.825	130	3.58	0.025
BZ6-4		4		31.267		3.12	
BZ6-5		5		44.399		1.95	
BZ7-5	7		83.56	195	1.69		

变径套系列 SLEEVE SERIES

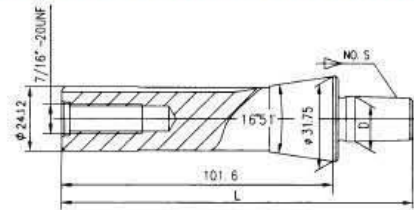
HT-003203 DIN2187 加长变径套 EXTENSION SOCKET WITH MS.HOLE



订单号 Order No.	MS.NO.S	MS.NO.T	D(mm)	d(mm)	L(mm)	重量 Wt (kg)	精度 Accuracy (mm)
BL1-1	1	1	20	12.065	145	0.19	0.03
BL1-2		2	30	17.780	160	0.40	
BL1-3		3	36	23.825	181	0.40	
BL2-1	2	1	20	12.065	160	0.29	
BL2-2		2	30	17.780	175	0.50	
BL2-3		3	36	23.825	196	0.60	
BL2-4		4	48	31.267	221	1.43	
BL3-1	3	1	20	12.065	175	0.41	
BL3-2		2	30	17.780	194	0.62	
BL3-3		3	36	23.825	215	0.89	
BL3-3A		4	40	23.825	215	1.10	
BL3-4		5	48	31.267	240	1.55	
BL3-5		6	63	44.399	275	2.80	
BL4-1	4	1	20	12.065	200	0.81	0.05
BL4-2		2	30	17.780	215	1.00	
BL4-3		3	36	23.825	240	1.27	
BL4-4		4	48	31.267	265	1.93	
BL4-5		5	63	44.399	300	3.18	
BL4-6		6	85	63.348	368	6.50	
BL5-1	5	1	20	12.065	232	1.79	0.04
BL5-2		2	30	17.780	247	2.00	
BL5-3		3	36	23.825	268	2.27	
BL5-4		4	48	31.267	300	2.93	
BL5-5		5	63	44.399	335	4.18	
BL5-6		6	85	63.348	403	6.70	
BL6-1	6	1	20	12.065	294	4.40	0.04
BL6-2		2	30	17.780	309	4.25	
BL6-3		3	36	23.825	330	4.52	
BL6-4		4	48	31.267	355	5.18	
BL6-5		5	63	44.399	390	6.43	

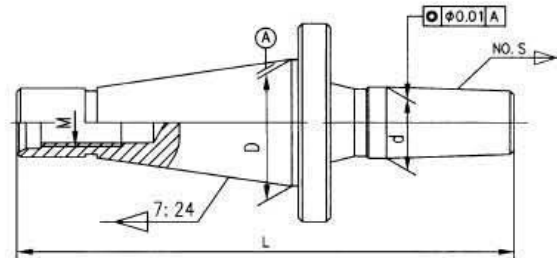
钻接杆系列 DRILL CHUCK ARBORS

HT-0033 R8 钻接杆 R8 DRILL CHUCK ARBORS



订单号 Order No. R8-NO.S	D(mm)	L(mm)	重量 Wt(kg)	订单号 Order No. R8-NO.S	D(mm)	L(mm)	重量 Wt(kg)
R8-J0	6.350	117	0.393	R8-J5	35.890	154	0.742
R8-J1	9.754	122	0.409	R8-N6	6.350	118.5	0.250
R8-J2S	13.940	125	0.400	R8-B10	10.094	124	0.386
R8-J2	14.199	128	0.414	R8-B12	12.065	128	0.408
R8-J33	15.850	132	0.418	R8-B16	15.733	135	0.440
R8-J6	17.170	132	0.426	R8-B18	17.780	143	0.454
R8-J3	20.599	137	0.465	R8-B22	21.793	152	0.514
R8-J4	28.550	148	0.600	R8-B24	23.825	162	0.567

HT-0034 7:24 钻接杆 7:24 DRILL CHUCK ARBORS

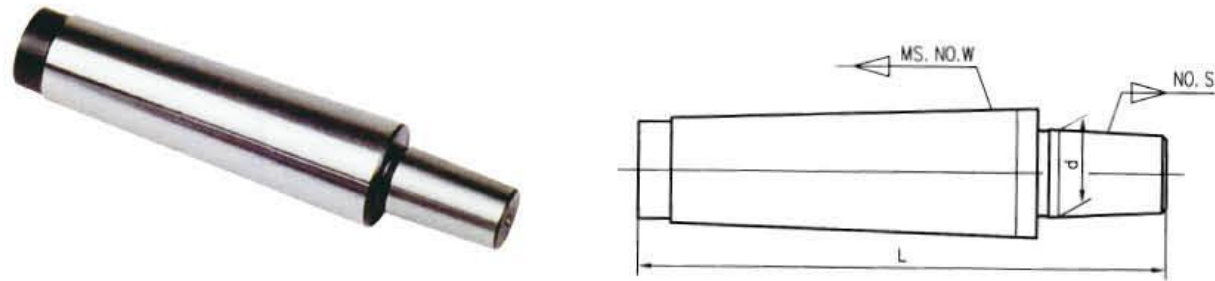


钻接杆系列 DRILL CHUCK ARBORS

订单号 Order No. 7:24-NO.S	D mm	d mm	L mm	M	Wt(kg)	订单号 Order No. 7:24-NO.S	D mm	d mm	L mm	M	Wt(kg)
ISO30-J0	31.75	6.35	99	M12	0.313	ISO50-J6	69.85	17.17	184	M24	2.739
ISO30-J1		9.754	106		0.326	ISO50-J3		20.599	191		2.777
ISO30-J2S		13.94	109		0.341	ISO50-J4		28.55	202		2.953
ISO30-J2		14.199	113		0.349	ISO50-J5		35.89	205		3.178
ISO30-J33		15.85	122		0.377	ISO30-B10		10.094	104		0.325
ISO30-J6	17.17	122	0.388	ISO30-B12	12.065	108	0.33				
ISO30-J3	20.599	123	0.426	ISO30-B16	15.733	116	0.372				
ISO30-J4	28.55	136	0.602	ISO30-B18	17.78	124	0.393				
ISO30-J5	35.89	145	0.827	ISO30-B22	21.793	133	0.46				
ISO40-J0	44.45	6.35	126	M16	0.789	ISO30-B24	44.45	23.825	143	M16	0.518
ISO40-J1		9.754	133		0.797	ISO40-B10		10.094	132		0.801
ISO40-J2S		13.94	136		0.817	ISO40-B12		12.065	136		0.809
ISO40-J2		14.199	141		0.829	ISO40-B16		15.733	143		0.848
ISO40-J33		15.85	145		0.853	ISO40-B18		17.78	151		0.869
ISO40-J6		17.17	145		0.864	ISO40-B22		21.793	160		0.936
ISO40-J3		20.599	150		0.902	ISO40-B24		23.825	169		0.994
ISO40-J4		28.55	165		1.028	ISO50-B10		10.094	170		2.694
ISO40-J5		25.89	170		1.303	ISO50-B12		12.065	174		2.676
ISO50-J1		69.85	9.754		175	M24		2.672	ISO50-B16		69.85
ISO50-J2S	13.94		177	2.692	ISO50-B18		17.78	195	2.744		
ISO50-J2	14.199		180	2.704	ISO50-B22		21.793	200	2.811		
ISO50-J33	15.85		184	2.728	ISO50-B24		23.825	215	2.869		

钻接杆系列 DRILL CHUCK ARBORS

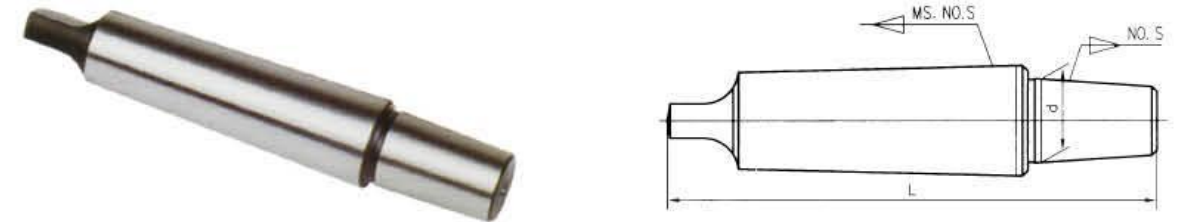
HT- 0035 后拉型莫氏钻接杆 MORSE TAPER DRILL CHUCK ARBORS WITH DRAW BAR



订单号 Order No. MS.NO.W-NO.S	d (mm)	L (mm)	订单号 Order No. MS.NO.W-NO.S	d (mm)	L (mm)	订单号 Order No. MS.NO.W-NO.S	d (mm)	L (mm)
MSOW-J0	6.350	67	MS2W-J6	17.170	97	MS4W-J33	15.850	137
MSOW-J1	9.754	72	MS2W-J33	15.850	97	MS4W-B10	10.094	130
MSOW-J2	14.199	78	MS2W-B10	10.094	90	MS4W-B12	12.065	134
MSOW-J3	20.599	87	MS2W-B12	12.065	94	MS4W-B16	15.733	141
MSOW-J6	17.170	81	MS2W-B16	15.733	101	MS4W-B18	17.780	149
MSOW-J33	15.850	81	MS2W-B18	17.780	109	MS4W-B22	21.793	158
MSOW-B10	10.094	74	MS2W-B22	21.793	117	MS4W-B24	23.825	168
MSOW-B12	12.065	78	MS2W-B24	23.825	127	MS5W-J2	14.199	161
MSOW-B16	15.733	85	MS3W-J1	9.754	105	MS5W-J3	20.599	170
MSOW-B18	17.780	93	MS3W-J2	14.199	111	MS5W-J4	28.550	181
MS1W-J0	6.350	71	MS3W-J3	20.599	120	MS5W-J5	35.890	186
MS1W-J1	9.754	76	MS3W-J4	28.550	131	MS5W-J6	17.170	164
MS1W-J2	14.199	82	MS3W-J5	35.890	136	MS5W-J33	15.850	164
MS1W-J3	20.599	91	MS3W-J6	17.170	114	MS5W-B16	15.7733	168
MS1W-J6	17.170	85	MS3W-J33	15.850	114	MS5W-B18	17.780	176
MS1W-J33	15.850	85	MS3W-B10	10.094	107	MS5W-B22	21.793	185
MS1W-B10	10.094	78	MS3W-B12	12.065	111	MS5W-B24	23.825	195
MS1W-B12	12.065	82	MS3W-B16	15.733	118	MS6W-J3	20.599	224
MS1W-B16	15.733	89	MS3W-B18	17.780	126	MS6W-J4	28.550	235
MS1W-B18	17.780	97	MS3W-B22	21.793	135	MS6W-J5	35.890	240
MS2W-J0	6.350	83	MS3W-B24	23.825	145	MS6W-J6	17.170	218
MS2W-J1	9.745	88	MS4W-J2	14.199	134	MS6W-B33	15.850	218
MS2W-J2	14.199	94	MS4W-J3	20.599	143	MS6W-B16	15.733	222
MS2W-J3	20.599	103	MS4W-J4	28.550	154	MS6W-B18	17.7780	230
MS2W-J4	28.550	114	MS4W-J5	35.890	159	MS6W-B22	21.793	238
MS2W-J5	35.890	119	MS4W-J6	17.170	137	MS6W-B24	23.825	248

钻接杆系列 DRILL CHUCK ARBORS

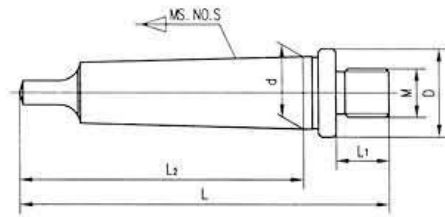
HT- 0036 舌尾型莫氏钻接杆 MORSE TAPER DRILL CHUCK ARBORS WITH TANG



订单号 OrderNo. MS.NO.W-NO.S	d (mm)	L (mm)	订单号 OrderNo. MS.NO.W-NO.S	d (mm)	L (mm)	订单号 OrderNo. MS.NO.W-NO.S	d (mm)	L (mm)
MSO-B6	6.350	75	MS2-B22	21.793	128	MS4-B18	17.780	164
MSO-B10	10.094	80	MS2-B24	23.829	138	MS4-B22	21.793	172
MSO-B12	12.065	84	MS2-B18S	17.431	113	MS4-B24	23.825	182
MSO-B16	15.733	91	MS2-J0	6.350	94	MS4-J0	6.350	138
MSO-B18	17.780	99	MS2-J1	9.754	100	MS4-J1	9.754	143
MSO-B22	21.793	108	MS2-J2	14.199	105	MS4-J2	14.199	149
MSO-B24	23.825	118	MS2-J3	20.599	114	MS4-J3	20.599	158
MSO-J0	6.350	73	MS2-J4	28.550	125	MS4-J4	28.550	169
MSO-J3	20.599	93	MS2-J5	35.890	130	MS4-J5	35.890	174
MSO-J33	15.850	88	MS2-J6	17.170	108	MS4-J6	17.170	152
MS1-B10	10.094	86	MS2-J33	15.850	108	MS4-J33	15.850	152
MS1-B12	12.065	90	MS3-B10	10.094	120	MS5-B10	10.094	177
MS1-B16	15.733	97	MS3-B12	12.065	124	MS5-B12	12.065	181
MS1-B18	17.780	105	MS3-B16	15.733	131	MS5-B16	15.733	188
MS1-B22	21.793	114	MS3-B18	17.780	139	MS5-B18	17.780	196
MS1-B24	23.825	124	MS3-B22	21.793	147	MS5-B22	21.793	204
MS1-J0	6.350	79	MS2-B24	23.825	157	MS5-B24	23.835	214
MS1-J1	9.754	85	MS2-J0	6.350	113	MS5-J0	6.350	170
MS1-J2	14.199	90	MS3-J1	9.754	118	MS5-J1	9.754	175
MS1-J3	20.599	99	MS3-J2	14.199	124	MS5-J2	14.199	181
MS1-J4	28.550	110	MS3-J3	20.599	133	MS5-J3	20.599	190
MS1-J5	35.890	116	MS3-J4	28.550	144	MS5-J4	28.550	201
MS1-J6	17.170	94	MS3-J5	35.890	149	MS5-J5	35.890	206
MS1-J33	15.850	94	MS3-J6	17.170	127	MS5-J6	17.1770	184
MS2-B10	10.094	101	MS3-J33	15.850	127	MS5-J33	15.850	184
MS2-B12	12.065	105	MS4-B10	10.094	145	MS6-B16	15.733	250
MS2-B16	15.733	112	MS4-B12	12.065	149	MS6-J3	20.599	252
MS2-B18	17.780	120	MS4-B16	15.733	156	MS6-J6	17.170	246

钻接杆系列 DRILL CHUCK ARBORS

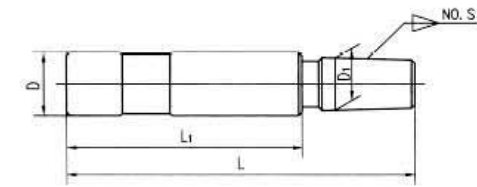
HT-003601 莫氏螺纹钻接杆 MORSE DRILL CHUCK ARBORS



订单号 Order No.	MS.NO.S	L(mm)	L1(mm)	L2(mm)	D(mm)	d(mm)	M
MS1-3/8" -24UNF	MS1	83	13.5	62	24	12.065	3/8" -24UNF
MS1-1/2" -20UNF		85	15.5		27		1/2" -20UNF
MS1-M12 x 1.25					M12 x 1.25		
MS1-5/8" -16UNF					88		17.5
MS2-M10 x 1	MS2	97	13.5	75	24	17.780	M10 x 1
MS2-3/8" -24UNF					3/8" -24UNF		
MS2-M12 x 1.25					M12 x 1.25		
MS2-1/2" -20UNF					100		15.5
MS2-M16 x 1.5		M16 x 1.5					
MS2-5/8" -16UNF		103	17.5		29		5/8" -16UNF
MS2-5/8" -20UNF							5/8" -20UNF
MS3-M10 x 1							MS3
MS3-3/8" -24	3/8" -24UNF						
MS3-M12 x 1.25	M12 x 1.25						
MS3-1/2" -20UNF	119	15.5	94	27	23.825	1/2" -20UNF	
MS3-M16 x 1.5	M16 x 1.5						
MS3-5/8" -16UNF	122	17.5	29	5/8" -16UNF			
MS4-M12 x 1.25	MS4	145	15.5	117.5	31.6	31.267	M12 x 1.25

钻接杆系列 DRILL CHUCK ARBORS

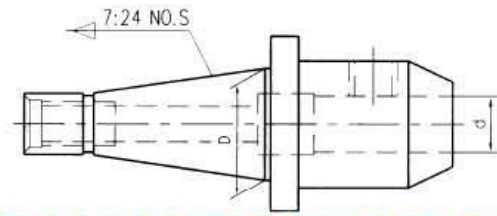
HT-003602 直柄钻接杆 STRAIGHT SHANK DRILL CHUCK ARBORS



订单号 Order No.	D		NO.S	D1(mm)
	in	mm		
D-J0	3/8" 1/2" 5/8" 7/8" 3/4" 1" 1-1/4" 1-1/2" 1-3/4"	6	J0	6.350
D-J1		8	J1	9.754
D-J2		10	J2	14.199
D-J3		12	J3	20.599
D-J4		13	J4	28.550
D-J5		14	J5	35.890
D-J6		16	J6	17.170
D-J33		20	J33	15.850
D-B6		25	B6	6.350
D-B10		26	B10	10.094
D-B12		32	B12	12.065
D-B16		35	B16	15.733
D-B18		36	B18	17.780
D-B22		40	B22	21.793
D-B24		50	B24	23.825

注：如需特殊订做，需注明 DXL,XNO.S-L. If specially order please note:DXL,XNO · S-L

HT-0037 7: 24 锥柄立铣刀杆 7: 24 END MILL ADAPTERS



d mm	订单号 Order No		
	ISO30	ISO40	ISO50
4	FDISO30040M	FDISO040040M	FDISO050040M
6	FDISO30060M	FDISO040060M	FDISO050060M
8	FDISO30080M	FDISO040080M	FDISO050080M
10	FDISO30100M	FDISO040100M	FDISO050100M
12	FDISO30120M	FDISO040120M	FDISO050120M
14	FDISO30140M	FDISO040140M	FDISO050140M
16	FDISO30160M	FDISO040160M	FDISO050160M
18	FDISO30180M	FDISO040180M	FDISO050180M
20	FDISO30200M	FDISO040200M	FDISO050200M
22	FDISO30220M	FDISO040220M	FDISO050220M
25	FDISO30250M	FDISO040250M	FDISO050250M
32	FDISO30320M	FDISO040320M	FDISO050320M
40		FDISO040400M	FDISO050400M
50			FDISO050500M
63			FDISO050630M

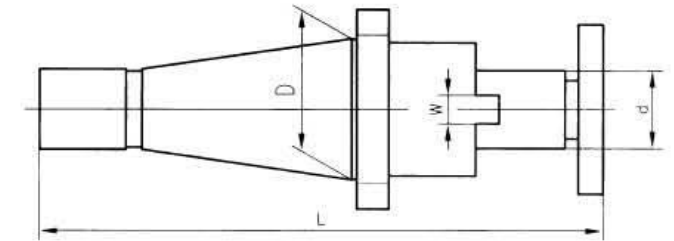
d in	订单号 Order No		
	ISO30	ISO40	ISO50
3/16	FDISO300188	FDISO400188	FDISO500188
1/4	FDISO300250	FDISO400250	FDISO500250
5/16	FDISO300312	FDISO400312	FDISO500312
3/8	FDISO300375	FDISO400375	FDISO500375
1/2	FDISO300500	FDISO400500	FDISO500500
5/8	FDISO300625	FDISO400625	FDISO500625
3/4	FDISO300750	FDISO400750	FDISO500750
7/8	FDISO300875	FDISO400875	FDISO500875
1	FDISO301000	FDISO401000	FDISO501000
1-1/4	FDISO301250	FDISO401250	FDISO501250
1-1/2		FDISO401500	FDISO501500
2		FDISO402000	FDISO502000
2-1/2		FDISO402500	FDISO502500

若订购夹双铣刀头干, 则订单号后加L, 如: MS2 d=1/2, 则订单号为FDISO400500L

If order double; MS2 d=1/2, Order No. is FDISO400500L



HT-0038 7: 24 锥柄套式铣刀杆 7:24 SHANK SHELL END MILL ARBORS



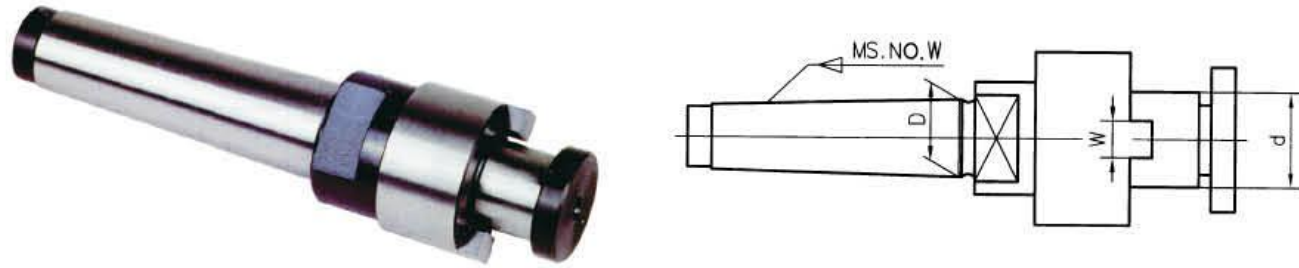
订单号 Order NO.	D mm	d mm	W mm	L mm	重量 Wt(kg)	d in	W mm	L mm	重量 Wt(kg)
SD/ISO30 x d	31.75	13	8	121	0.31	1/2	6.35	139.5	0.55
		16	8	126	0.37	5/8	7.14	140.5	0.64
		22	10	129	0.47	3/4	7.94	144	0.75
		27	12	134	0.60	7/8	8.70	145	0.88
		32	14	141	1.04	1	9.53	145	1.02
		40	16	150	1.59	1-1/4	12.70	146	1.41
		50	18	155	2.43	1-1/2	15.88	153	1.83
							2	19.05	180
SD/ISO40 x d	44.45	16	8	153	0.71	1/2	6.35	164.5	0.92
		22	10	156	0.82	5/8	7.14	165.5	1.01
		27	12	159	0.95	3/4	7.94	169	1.13
		32	14	178	1.45	7/8	8.70	170	1.30
		40	16	182	1.91	1	9.53	170	1.40
		50	18	187	2.80	1-1/4	12.70	171	1.70
		60	20	209	4.23	1-1/2	15.88	178	2.20
							2	19.05	205
SD/ISO50 x d	69.85	16	8	205	2.88	1/2	6.35	198	2.70
		22	10	208	3.04	5/8	7.14	199	2.80
		27	12	211	3.22	3/4	7.94	202	2.90
		32	14	215	3.49	7/8	8.70	203	3.00
		40	16	219	3.91	1	9.53	203	3.20
		50	18	224	4.75	1-1/4	12.70	204	4.00
		60	20	246	6.15	1-1/2	15.88	211.5	4.00
							2	19.05	238.5



刀柄系列 ADAPTER SERIES

HT-0039

莫氏锥柄套式铣刀杆 (拉杆型) MORSE TAPER SHELL END MILL ARBORS (DRAW BAR TYPE)



订单号 Order No.	D (mm)	d(in)	W(mm)	订单号 Order No.	D (mm)	d(in)	W(mm)
SD/MS2W-1/2	17.780	1/2	6.35	SD/MS2-13	17.780	13	8
SD/MS2W-5/8		5/8	7.14	SD/MS2-16		16	8
SD/MS2W-3/4		3/4	7.97	SD/MS2-22		22	10
SD/MS2W-7/8		7/8	8.70	SD/MS2-27		27	12
SD/MS3W-1/2	23.825	1/2	6.35	SD/MS3-13	23.825	13	8
SD/MS3W-5/8		5/8	7.14	SD/MS3-16		16	
SD/MS3W-3/4		3/4	7.94	SD/MS3-22		22	10
SD/MS3W-7/8		7/8	8.70	SD/MS3-27		27	12
SD/MS3W-1		1	9.53	SD/MS3-32		32	14
SD/MS3W-1-1/4		1-1/4	12.70	SD/MS3-40		40	16
SD/MS4W-1/2	31.267	1/2	6.35	SD/MS3-13	31.267	13	8
SD/MS4W-5/8		5/8	7.14	SD/MS3-16		16	
SD/MS4W-3/4		3/4	7.94	SD/MS3-22		22	10
SD/MS4W-7/8		7/8	8.70	SD/MS3-27		27	12
SD/MS4W-1		1	9.53	SD/MS3-32		32	14
SD/MS4W-1-1/4		1-1/4	12.70	SD/MS3-40		40	16
SD/MS4W-1-1/2	1-1/2	15.88	SD/MS3-50	50	18		
SD/MS5W-1/2	44.399	1/2	6.35	SD/MS3-16	44.399	16	8
SD/MS5W-5/8		5/8	7.14	SD/MS3-22		22	10
SD/MS5W-3/4		3/4	7.94	SD/MS3-27		27	12
SD/MS5W-7/8		7/8	8.70	SD/MS3-32		32	14
SD/MS5W-1		1	9.53	SD/MS3-40		40	16
SD/MS5W-1-1/4		1-1/4	12.70	SD/MS3-50		50	18
SD/MS5W-1-1/2		1-1/2	15.88	SD/MS3-60		60	20
SD/MS5W-2		2	19.05				

刀柄系列 ADAPTER SERIES

HT-0040

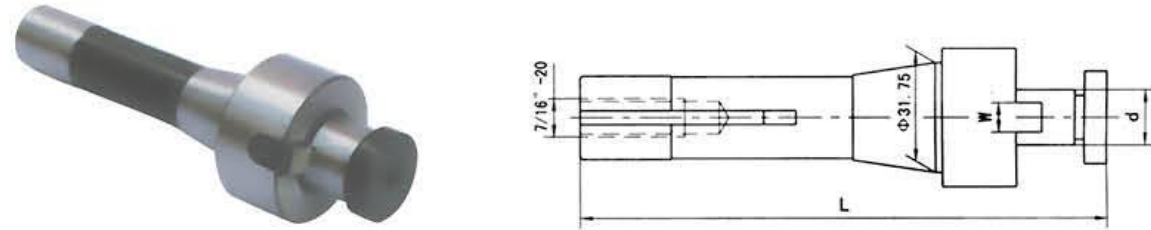
莫氏锥柄套式铣刀杆 (扁尾型) MORSE TAPER SHELL END MILL ARBORS (TANG TYPE)



订单号 Order No.	D (mm)	d(in)	W(mm)	订单号 Order No.	D (mm)	d(in)	W(mm)
SD/MS2-1-2	17.780	1/2	6.35	SD/MS2-13	17.780	13	8
SD/MS2-5-8		5/8	7.14	SD/MS2-16		16	8
SD/MS2-3-4		3/4	7.97	SD/MS2-22		22	10
SD/MS2-7-8		7/8	8.70	SD/MS2-27		27	12
SD/MS3-1-2	23.825	1/2	6.35	SD/MS3-13	23.825	13	8
SD/MS3-5-8		5/8	7.14	SD/MS3-16		16	
SD/MS3-3-4		3/4	7.94	SD/MS3-22		22	10
SD/MS3-7-8		7/8	8.70	SD/MS3-27		27	12
SD/MS3-1		1	9.53	SD/MS3-32		32	14
SD/MS3-1-1/4		1-1/4	12.70	SD/MS3-40		40	16
SD/MS4-1-2	31.267	1/2	6.35	SD/MS3-13	31.267	13	8
SD/MS4-5-8		5/8	7.14	SD/MS3-16		16	
SD/MS4-3-4		3/4	7.94	SD/MS3-22		22	10
SD/MS4-7-8		7/8	8.70	SD/MS3-27		27	12
SD/MS4-1		1	9.53	SD/MS3-32		32	14
SD/MS4-1-1/4		1-1/4	12.70	SD/MS3-40		40	16
SD/MS4-1-1/2	1-1/2	15.88	SD/MS3-50	50	18		
SD/MS5-1-2	44.399	1/2	6.35	SD/MS3-16	44.399	16	8
SD/MS5-5-8		5/8	7.14	SD/MS3-22		22	10
SD/MS5-3-4		3/4	7.94	SD/MS3-27		27	12
SD/MS5-7-8		7/8	8.70	SD/MS3-32		32	14
SD/MS5-1		1	9.53	SD/MS3-40		40	16
SD/MS5-1-1/4		1-1/4	12.70	SD/MS3-50		50	18
SD/MS5-1-1/2		1-1/2	15.88	SD/MS3-60		60	20
SD/MS5-2		2	19.05				

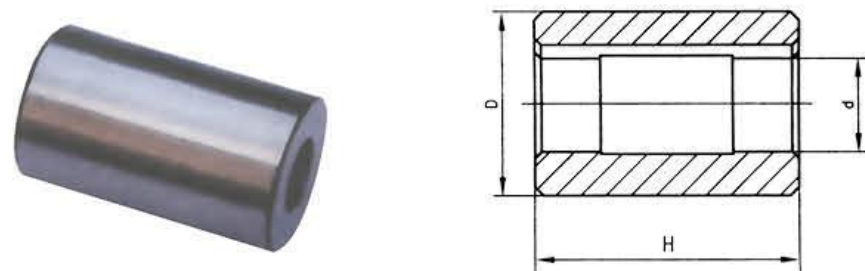
刀柄系列 ADAPTER SERIES

HT-004001 R8 锥柄套式铣刀杆 R8 SHELL END MILL ARBORS



订单号	d	W	L	重量	订单号	d	W	L	重量
Order No.	mm	mm	mm	Wt(kg)	Order No.	in	mm	mm	Wt(kg)
SDR8-16	16	8	148	0.35	SDR8-1/2	1 / 2	6.35	150	0.47
SDR8-22	22	10	155	0.70	SDR8-3/4	3 / 4	7.94	154	0.62
SDR8-27	27	12	160	0.88	SDR8-7/8	7 / 8	8.7	155	0.72
SDR8-32	32	14	166	1.16	SDR8-1	1	9.53	155	0.85
SDR8-40	40	16	170	1.47	SDR8-1-1/4	1-1 / 4	12.7	156	1.15
					SDR8-1-1/2	1-1 / 2	15.88	163	1.36

HT-004002 刀杆轴套 ARBOR RUNNING BUSHINGS



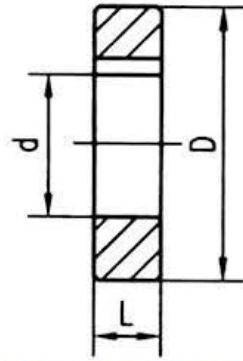
刀柄系列 ADAPTER SERIES

订单号 Order No.	d(in)	D(in)	L(in)	订单号 Order No.	d(mm)	D(mm)	L(mm)
RB-dXDXH	7/8	2-5/8	1-5/8	RB-dXDXH	16	60	42
		3-1/8	1-7/8		22		
		3-3/4	2-1/8		27		
		4-1/4	2-3/4		16		
	1	2-5/8	1-5/8		22	70	48
		3-1/8	1-7/8		27		
		3-3/4	2-1/8		32		
		4-1/4	2-3/4		16		
	1-1/4	4-1/4	3-3/8		22	80	56
		2-5/8	1-5/8		27		
		3-1/8	1-7/8		32		
		3-3/4	2-1/8		40		
	1-1/2	4-1/4	2-3/4		22	100	70
		3-3/4	2-1/8		27		
	2	4-1/4	2-3/4		32	120	85
	2-1/2	4-1/4	3-3/8		40		
					50	140	110
					27		
					32		
					40		
					50		
					60		

刀柄系列 ADAPTER SERIES

HT-004003

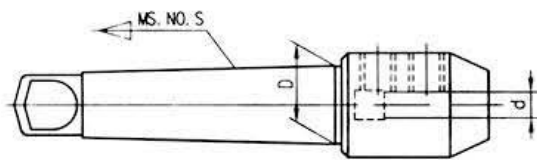
卧铣刀杆垫圈 ARBOR SPACERS



订单号 Order No.	d(in)	D(in)	L(in)	订单号 Order No.	d(mm)	D(mm)	L(mm)
AS-dXDXL	7/8	1-3/8	1/16 3/32 1/8	AS-dXDXL	13	23	2
	1	1-1/2	3/16 1/4 5/16		16	27	3
	1-1/4	1-3/4	3/8 7/16 1/2		22	34	6
	1-1/2	2-1/8	5/8 3/4 7/8		27	41	10
	2	2-3/4	1 1-1/4 1-1/2		32	47	20
	2-1/2	3-1/4	2 3		40	55	30
					50	69	60
					60	84	100

HT-004004

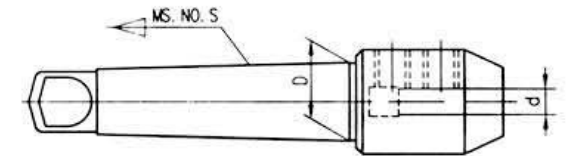
莫氏柄立铣刀杆 MORSE TAPER END MILL ADAPTERS WITH DRAWBAR



刀柄系列 ADAPTER SERIES

d mm	订单号 Order No.					
	MS1	MS2	MS3	MS4	MS5	MS6
4	FDMW1040M	FDMW2040M	FDMW3040M	FDMW4040M	FDMW5040M	FDMW6040M
6	FDMW1060M	FDMW2060M	FDMW3060M	FDMW4060M	FDMW5060M	FDMW6060M
8	FDMW1080M	FDMW2080M	FDMW3080M	FDMW4080M	FDMW5080M	FDMW6080M
10	FDMW1100M	FDMW2100M	FDMW3100M	FDMW4100M	FDMW5100M	FDMW6100M
12	FDMW1120M	FDMW2120M	FDMW3120M	FDMW4120M	FDMW5120M	FDMW6120M
14		FDMW2140M	FDMW3140M	FDMW4140M	FDMW5140M	FDMW6140M
16		FDMW2160M	FDMW3160M	FDMW4160M	FDMW5160M	FDMW6160M
18		FDMW2180M	FDMW3180M	FDMW4180M	FDMW5180M	FDMW6180M
20		FDMW2200M	FDMW3200M	FDMW4200M	FDMW5200M	FDMW6200M
22			FDMW3220M	FDMW4220M	FDMW5220M	FDMW6220M
25			FDMW3250M	FDMW4250M	FDMW5250M	FDMW6250M
32				FDMW4320M	FDMW5320M	FDMW6320M
40				FDMW4400M	FDMW5400M	FDMW6400M
50					FDMW5500M	FDMW6500M
63					FDMW5630M	FDMW6630M

d in	订单号 Order No.					
	MS1	MS2	MS3	MS4	MS5	MS6
3/16	FDMW10188	FDMW20188	FDMW30188	FDMW40188	FDMW50188	
1/4	FDMW10250	FDMW20250	FDMW30250	FDMW40250	FDMW50250	
5/16	FDMW10312	FDMW20312	FDMW30312	FDMW40312	FDMW50312	
3/8	FDMW10375	FDMW20375	FDMW30375	FDMW40375	FDMW50375	
1/2	FDMW10500	FDMW20500	FDMW30500	FDMW40500	FDMW50500	
5/8	FDMW10625	FDMW20625	FDMW30625	FDMW40625	FDMW50625	
3/4	FDMW10750	FDMW20750	FDMW30750	FDMW40750	FDMW50750	
7/8			FDMW30875	FDMW40875	FDMW50875	FDMW60875
1			FDMW31000	FDMW41000	FDMW51000	FDMW61000
1-1/4				FDMW41250	FDMW51250	FDMW61250
1-1/2				FDMW41500	FDMW51500	FDMW61500
2					FDMW52000	FDMW62000
2-1/2					FDMW52500	FDMW62500



刀柄系列 ADAPTER SERIES

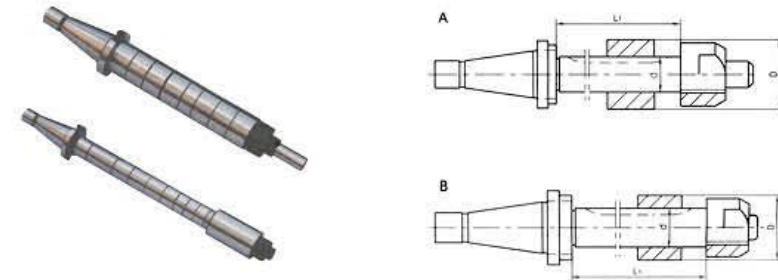
d mm	订单号 Order No.					
	MS1	MS2	MS3	MS4	MS5	MS6
4	FDMS1040M	FDMS2040M	FDMS3040M	FDMS4040M	FDMS5040M	FDMS6040M
6	FDMS1060M	FDMS2060M	FDMS3060M	FDMS4060M	FDMS5060M	FDMS6060M
8	FDMS1080M	FDMS2080M	FDMS3080M	FDMS4080M	FDMS5080M	FDMS6080M
10	FDMS1100M	FDMS2100M	FDMS3100M	FDMS4100M	FDMS5100M	FDMS6100M
12	FDMS1120M	FDMS2120M	FDMS3120M	FDMS4120M	FDMS5120M	FDMS6120M
14		FDMS2140M	FDMS3140M	FDMS4140M	FDMS5140M	FDMS6140M
16		FDMS2160M	FDMS3160M	FDMS4160M	FDMS5160M	FDMS6160M
18		FDMS2180M	FDMS3180M	FDMS4180M	FDMS5180M	FDMS6180M
20		FDMS2200M	FDMS3200M	FDMS4200M	FDMS5200M	FDMS6200M
22			FDMS3220M	FDMS4220M	FDMS5220M	FDMS6220M
25			FDMS3250M	FDMS4250M	FDMS5250M	FDMS6250M
32				FDMS4320M	FDMS5320M	FDMS6320M
40				FDMS4400M	FDMS5400M	FDMS6400M
50					FDMS5500M	FDMS6500M
63					FDMS5630M	FDMS6630M

d in	订单号 Order No.					
	MS1	MS2	MS3	MS4	MS5	MS6
3/16	FDMS10188	FDMS20188	FDMS30188	FDMS40188	FDMS50188	
1/4	FDMS10250	FDMS20250	FDMS30250	FDMS40250	FDMS50250	
5/16	FDMS10312	FDMS20312	FDMS30312	FDMS40312	FDMS50312	
3/8	FDMS10375	FDMS20375	FDMS30375	FDMS40375	FDMS50375	
1/2	FDMS10500	FDMS20500	FDMS30500	FDMS40500	FDMS50500	
5/8	FDMS10625	FDMS20625	FDMS30625	FDMS40625	FDMS50625	
3/4	FDMS10750	FDMS20750	FDMS30750	FDMS40750	FDMS50750	
7/8			FDMS30875	FDMS40875	FDMS50875	FDMS60875
1			FDMS31000	FDMS41000	FDMS51000	FDMS61000
1-1/4				FDMS41250	FDMS51250	FDMS61250
1-1/2				FDMS41500	FDMS51500	FDMS61500
2					FDMS52000	FDMS62000
2-1/2					FDMS52500	FDMS62500

刀柄系列 ADAPTER SERIES

HT-004005

7:24 锥柄卧铣刀杆 7:24 MILLING MACHINE ARBORS



拉杆螺纹 Threads For Drawbar :30 1/2"-13, 40 5/8"-11,501"-8

(英制 INCH)

订单号 Order No.	ISO.NO	d	L1	D	型号 Style	轴套数量 Qty				
30-1A10	30	1	10		A	none				
30-1A12			12							
30-1-1/4A10		1-1/4	10							
30-1B2		1	2							
30-1BB			8							
30-1B12			12		1-7/8	B	1			
30-7/8A10		40	7/8		10		A	none		
40-7/8A16					16			1-7/8	1	
40-1A8			1		8				A	none
40-1A10					10					
40-1A12	12									
40-1A16	16									
40-1A20	20									
40-1-1/4A8	1-1/4			8			A			
40-1-1/4A10			10							
40-1-1/4A12			12							
40-1-1/4A16		16								
40-1-1/4B3		1	3			B				
40-1B3										

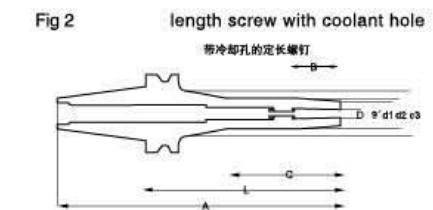
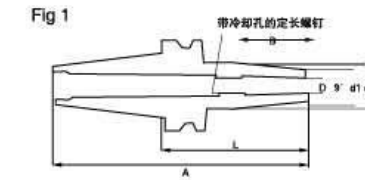
(英制 INCH)

订单号 Order No.	ISO.NO	d	L1	D	型号 Style	轴套数量 Qty				
40-7/8B16	40	7/8	16	1-7/8	B	1				
40-1-1/4A16		1-1/4			A					
40-7/8B14		7/8	14		2-1/8		B			
40-1B14		1								
40-1-1/4B14		1-1/4								
40-1B20		1	20				2-1/8	A		
40-1-1/4B20		1-1/4								
40-1-1/2B20		1-1/2								
50-7/8A18		7/8	18					2-1/8	A	none
50-1A8		1	8							1
50-1A12	1	12	none							
50-1A18-4	1	18	1							
50-1-1/4A8	1-1/4	8	2-1/8	B	none					
50-1-1/4A12		12								
50-1-1/4A18-4		18								
50-1B15-4	15	2-1/8			1					
50-1B1B-4	18				2					
50-1B24-4	24				1					
50-1-1/4B15-4	1-1/4	15			2-3/4	B	2			
50-1-1/4B18-4		18								
50-1-1/4B24-4		24								
50-1-1/4B30-4		30								
50-1-1/2B18-4	1-1/2	18	2-3/4	A			2			
50-1-1/2B24-5		24								
50-1-1/2B30-5		30								
50-1-1/2B36-5	36	3-1/2					2			
50-1B3-1/2	1									
50-1-1/4B3-1/2	1-1/4									
50-1-1/2B3-1/2	1-1/2	3-3/8			B	2				
50-7/8A10	7/8							10		
50-2B24-5	2							24		
50-2B30-5								30		
50-2B36-5			36							
50-2-1/2B36-6	2-1/2									

HT-004006 热缩刀柄 SHRINK CHUCK

- 刀具偏摆 ≤ 0.003mm, 降低刀具费用, 大幅提升工件光洁度
- 耐热钢制作, 超长寿命
- 深冷处理, 防止变形
- 用于硬质合金刀具, 柄部精度 h6 以上
- 刀具长度设定有两种方式:
1. 内置定长螺钉, 2. 刀具夹环, 根据客户要求提供。


- Runout of tools ≤ 0.003mm, low cost and better surface finishing
- Material : refractory steel , for long time using
- subzero treatment , no deformation
- For HSS tools , shank tolerance > h6
- Two different length of tools :
1. Built-in set length screw, 2. clamping ring , according to your requirement



型号 Model No.	FIG	D	d1	d2	d3	L	A	B	C	
BT30	-SF04-80	1	4	10	15	80	128.4	36		
	-SF06-80	1	6	19	25	80	128.4	36		
	-SF08-80	1	8	21	27	80	128.4	36		
	-SF10-80	1	10	23	32	80	128.4	40		
	-SF12-80	1	12	25	33	80	128.4	40		
	-SF14-80	1	14	27	34	80	128.4	50		
	-SF16-80	1	16	29	36	80	128.4	50		
	-SF18-80	1	18	31	40	80	138.4	50		
	-SF20-90	1	20	33	40	90	138.4	50		
	-SF04-120	2	4	10	15	33	120	168.4	36	70
	-SF06-120	2	6	19	25	35	120	168.4	36	78
	-SF08-120	2	8	21	27	35	120	168.4	36	81
	-SF10-120	1	10	23	32		120	168.4	40	
	-SF12-120	1	12	25	33		120	168.4	40	
	-SF14-120	1	14	27	34		120	168.4	50	
	-SF16-120	1	16	29	36		120	168.4	50	
	-SF18-120	1	18	31	40		120	168.4	50	
	-SF20-120	1	20	33	40		120	168.4	50	

型号 Model No.	FIG	D	d1	d2	d3	L	A	B	C	
BT40	-SF04-90	1	4	10	15	90	155.4	36		
	-SF06-90	1	6	19	25	90	155.4	36		
	-SF08-90	1	8	21	27	90	155.4	36		
	-SF10-90	1	10	23	32	90	155.4	40		
	-SF12-90	1	12	25	33	90	155.4	40		
	-SF14-90	1	14	27	34	90	155.4	50		
	-SF16-90	1	16	29	36	90	155.4	50		
	-SF18-90	1	18	31	40	90	155.4	50		
	-SF20-90	1	20	33	4	90	155.4	50		
	-SF25-90	1	25	38	47	90	155.4	55		
	-SF04-120	2	4	10	15	26	120	185.4	36	60
	-SF06-120	2	6	19	25	34	120	185.4	36	75
	-SF08-120	2	8	21	27	33	120	185.4	36	81
	-SF10-120	1	10	23	32		120	185.4	40	
	-SF12-120	1	12	25	33		120	185.4	40	
	-SF14-120	1	14	27	34		120	185.4	50	
	-SF16-120	1	16	29	36		120	185.4	50	
	-SF18-120	1	18	31	40		120	185.4	50	
	-SF20-120	1	20	33	40		120	185.4	50	
	-SF25-120	1	25	38	47		120	185.4	55	
	-SF04-150	2	4	10	15	30	150	215.4	36	75
	-SF06-150	2	6	19	25	38	150	215.4	36	80
	-SF08-150	2	8	21	27	38	150	215.4	36	85
	-SF10-150	2	10	23	32	41	150	215.4	40	90
	-SF12-150	2	12	25	33	45	150	215.4	40	99
-SF14-150	2	14	27	34	45	150	215.4	50	102	
-SF16-150	2	16	29	36	52	150	215.4	50	102	
-SF18-150	1	18	31	40		150	215.4	50		
-SF20-150	1	20	33	40		150	215.4	50		
-SF25-150	1	25	38	47		150	215.4	55		
BT50	-SF06-100	1	6	19	25	100	201.8	36		
	-SF08-100	1	8	21	27	100	201.8	36		
	-SF10-100	1	10	23	32	100	201.8	40		
	-SF12-100	1	12	25	33	100	201.8	40		
	-SF14-100	1	14	27	34	100	201.8	50		
	-SF16-100	1	16	29	36	100	201.8	50		
	-SF18-100	1	18	31	40	100	201.8	50		
	-SF20-100	1	20	33	40	100	201.8	50		
	-SF25-100	1	25	38	47	100	201.8	55		
	-SF06-150	2	6	19	25	38	150	251.8	36	75
	-SF08-150	2	8	21	27	43	150	251.8	36	81
	-SF10-150	2	10	23	32	43	150	251.8	40	90
	-SF12-150	2	12	25	33	41	150	251.8	40	96
	-SF14-150	2	14	27	34	40	150	251.8	50	102
	-SF16-150	1	16	29	36		150	251.8	50	
	-SF18-150	1	18	31	40		150	251.8	50	
	-SF20-150	1	20	33	40		150	251.8	50	
	-SF25-150	1	25	38	47		150	251.8	55	

HT-004007 DIN69896 热缩刀柄 SHRINK CHUCK



mm

订单号 Order No	d	d1	D	L
HSK63-03-80	3	11	20	80
HSK63-04-80	4	14	25	80
HSK63-05-80	5	16	25	80
HSK63-06-80	6	21	27	80
HSK63-08-80	8	21	27	80
HSK63-10-85	10	24	31	85
HSK63-12-90	12	24	31	90
HSK63-14-90	14	27	34	90
HSK63-16-95	16	27	34	95
HSK63-18-95	18	33	40	95
HSK63-20-100	20	33	40	100
HSK63-25-115	25	44	53	115
HSK63-32-120	32	44	53	120

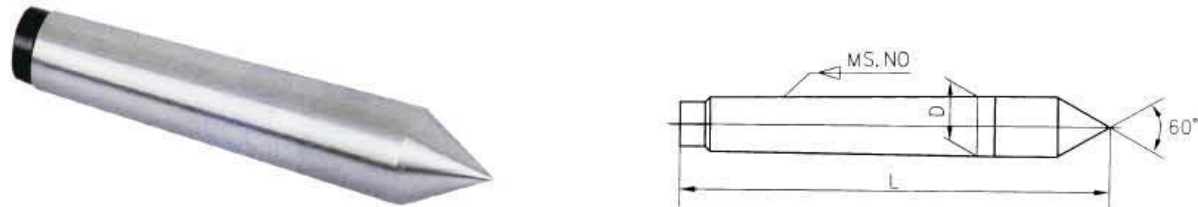
刀柄系列 ADAPTER SERIES

HT-0041 混合插入式铣刀杆用附件 ATTACHMENT OF COMBI SHELL END MILL ARBORS



环 DRIVE RING	扳手 SPANNER	螺钉 SCREW	刀杆直径 Dia of arbors
SK-00206-1	SD-K-00208-1	SK-00210-1	13
SK-00206-2	SD-K-00208-2	SK-00210-2	16
SK-00206-3	SD-K-00208-3	SK-00210-3	22
SK-00206-4	SD-K-00208-4	SK-00210-4	27
SK-00206-5	SD-K-00208-5	SK-00210-5	32
SK-00206-6	SD-K-00208-6	SK-00210-6	40
SK-00206-7	SD-K-00208-7	SK-00210-7	50
SK-00206-8	SD-K-00208-8	SK-00210-8	25.4

HT-0042 固定顶尖 DEAD CENTER



订单号 Order No.	MS.NO.	D mm	L mm	重量 Wt(kg)	精度 Accuracy(mm)
DG1	MS1	12.065	80	0.057	0.010
DG2	MS2	17.780	100	0.150	
DG3	MS3	23.825	125	0.334	
DG4	MS4	31.267	160	0.746	
DG5	MS5	44.399	200	1.862	
DG6	MS6	63.348	270	4.925	
DG7	MS7	83.061	360	8.620	

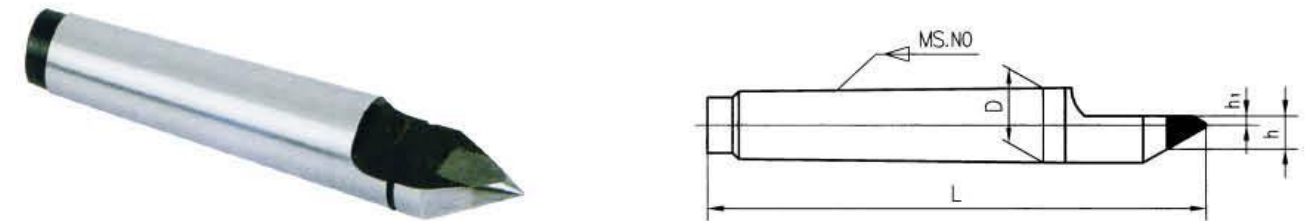
顶尖系列 CENTER SERIES

HT-0043 半缺顶尖 HALF-NOTCHED CENTER



订单号 Order No.	MS.NO.	D mm	h mm	L mm	重量 Wt(kg)	精度 Accuracy(mm)
DH1	MS1	12.065	7.6	80	0.057	0.010
DH2	MS2	17.780	11	100	0.150	
DH3	MS3	23.825	15.05	125	0.334	
DH4	MS4	31.267	20.8	160	0.746	
DH5	MS5	44.399	29.35	200	1.862	
DH6	MS6	63.348	41.9	270	4.925	
DH7	MS7	83.061	53.78	360	8.620	

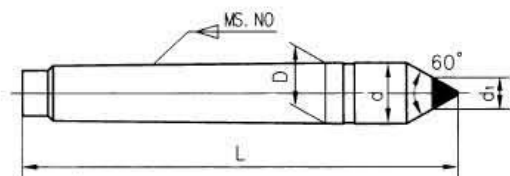
HT-0044 硬质合金半缺顶尖 CARBIDE HALF-NOTCHED CENTER



订单号 Order No.	MS.NO.	h1 mm	h mm	D mm	L mm	重量 Wt(kg)	精度 Accuracy(mm)
DHE1	MS1	1.5	5.5	12.065	80	0.06	0.010
DHE2	MS2	2	6	17.780	100	0.15	
DHE3	MS3	3	9	23.825	125	0.34	
DHE4	MS4	5	12.5	31.267	160	0.71	
DHE5	MS5	7	16	44.399	200	1.78	
DHE6	MS6	10	22	63.348	270	5.00	
DHE7	MS7	12	24	83.061	360	8.30	

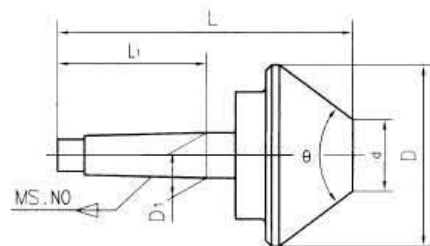
顶尖系列 CENTER SERIES

HT-0045 硬质合金顶尖 CARBIDE CENTER



订单号 Order No.	MS.NO.	D mm	L mm	d mm	d1 mm	重量 Wt(kg)	精度 Accuracy(mm)
DE1	MS1	12.065	80	12.2	8	0.057	0.010
DE2	MS2	17.780	100	18	8	0.151	
DE3	MS3	23.825	125	24.1	12	0.335	
DE4	MS4	31.267	160	31.6	15	0.746	
DE5	MS5	44.399	200	44.7	18	1.826	
DE6	MS6	63.348	270	63.8	24	5.230	
DE7	MS7	83.061	360	83.555	24	9.190	

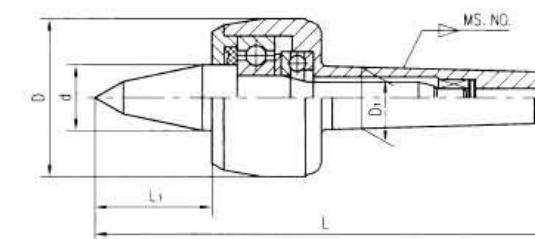
HT-0046 伞形顶尖 BULL NOSE CENTER



订单号 Order No.	MS.NO.	L	L1	D	D1	d	θ
DS2 × 60 (60°)	MS2	132	64	60	17.780	20	60°
DS2 × 61.9 (70°)	MS2	135	64	61.9	17.780	12.7	70°
DS3 × 76.2 (70°)	MS3	152	81	76.2	23.825	19	70°
DS3 × 100 (60°)	MS3	170	81	100	23.825	30	60°
DS3 × 100 (75°)	MS3	164	81	100	23.825	32	75°
DS4 × 160 (60°)	MS4	232	102.5	160	31.267	40	60°
DS4 × 160 (75°)	MS4	225	102.5	160	31.267	35	75°
D5 × 200 (75°)	MS5	252	129.5	200	44.399	40	75°
DS5 × 250 (75°)	MS5	281	129.5	250	44.399	57	75°
DS6 × 200 (75°)	MS6	320	182	200	63.348	40	75°
DS6 × 250 (75°)	MS6	355	182	250	63.348	57	75°

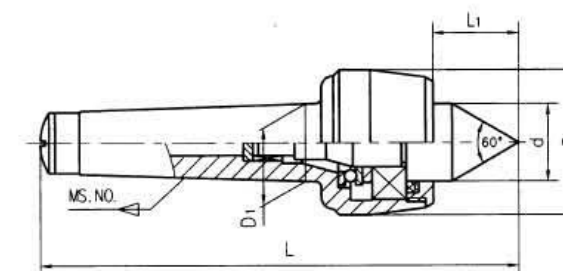
顶尖系列 CENTER SERIES

HT-0047 M11 型精密回转顶尖 PRECISION LIVE CENTER



订单号 Order No.	MS.NO.	L mm	D mm	L1 mm	d mm	D1 mm	最大载荷 (kg) Max Load	极限转速 (rpm) Max Speed	精度 Accuracy(mm)
M11/101	MS1	124	36	27	15	12.065	80	7000	0.01
M11/102	MS2	139	45	34	20	17.780	140	7000	0.005
M11/106	MS3	176.5	60	47	25	23.825	400	5000	0.005
M11/108	MS4	217	70	53	32	31.267	500	3800	0.005
M11/110	MS5	273	90	65	40	44.399	1200	3000	0.005
M11/114	MS6	354.5	105	78	50	63.348	2500	2600	0.01

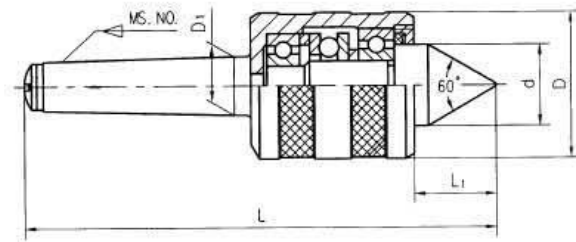
HT-0048 精密轻型回转顶尖 PRECISION LIGHT-DUTY LIVE CENTER



顶尖系列 CENTER SERIES

订单号 Order No.	MS.NO.	L mm	D mm	L1 mm	d mm	D1 mm	最大载荷 (kg) Max Load	极限转速 (rpm) Max Speed	精度 Accuracy(mm)
DM311	MS1	115	34	20.3	18	12.065	320	5000	0.005
DM312	MS2	129.6	45	28.6	25	17.780	400	5000	0.006
DM313	MS3	161.7	52	32.5	28	23.825	800	4500	0.006
DM314	MS4	191.7	60	36.5	32	31.267	1250	3500	0.006
DM315	MS5	244.5	80	50.8	45	44.399	1500	3000	0.006
DM316	MS6	350.5	130	74.8	75	63.348	1800	2500	0.006
DM317	MS7	423.5	130	74.8	75	83.061	2200	2000	0.006

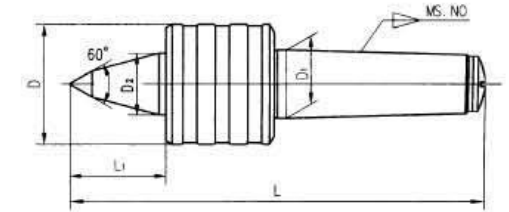
HT-0049 中型回转顶尖 MEDIUM-DUTY LIVE CENTER



订单号 Order No.	MS. NO.	L mm	L1 mm	D mm	D1 mm	d mm	径向载荷N Max Radial Load	极限转速 (rpm) Max Speed	重量 Wt(kg)	精度 Accuracy(mm)
D411	MS1	115	20	34	12.065	18	900	5000	0.29	0.01
D412	MS2	145	26	45	17.778	25	1500	5000	0.70	0.01
D413	MS3	170	30	52	23.825	28	2000	4200	0.93	0.01
D414	MS4	205.7	34.7	60	31.2677	32	3200	3200	1.70	0.01
D415	MS5	254	45	77	44.399	45	6300	2400	3.39	0.015
D416	MS6	362	68.5	125	63.348	75	10000	1600	12.00	0.015
D411L	MS1	125	30	34	12.065	18	900	5000	0.31	0.01
D412L	MS2	155	36	45	17.78	25	1500	5000	0.74	0.01
D413L	MS3	183	43	52	23.825	28	2000	4200	0.99	0.01
D414L	MS4	222	51	60	31.2677	32	3200	3200	1.80	0.01
D415L	MS5	272	63	77	44.399	45	6300	2400	3.62	0.015
D416L	MS6	382	88.5	125	63.348	75	10000	1600	12.69	0.015

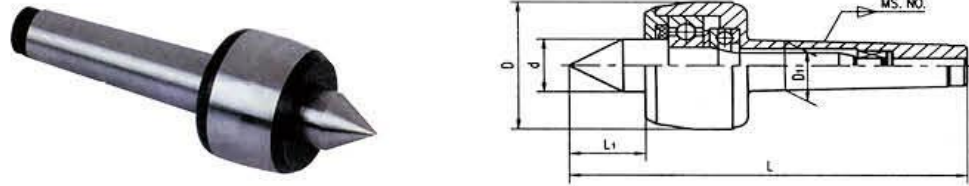
顶尖系列 CENTER SERIES

HT-0050 中型回转顶尖 (加长型) MEDIUM-DUTY LIVE CENTER (EXTENDED)



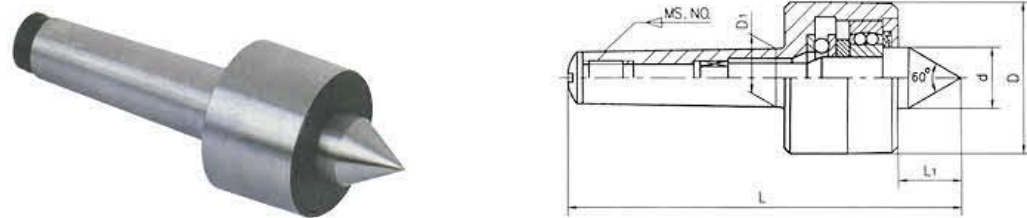
订单号 Order No.	MS.NO.	L1 mm	D mm	D1 mm	D2 mm	L mm	重量 Wt(kg)
D412B	MS2	28.5	40	17.780	18	141	0.84
D413B	MS3	36.5	45	23.825	22	168	0.91
D414B	MS4	36.5	45	31.267	22	190	1.62
D415B	MS5	62	78	44.399	40	267.5	3.43
D416B	MS6	72	102	63.348	50	346.5	11

HT-005001 604H 型精密回转顶尖 PRECISION LIVE CENTER



订单号 Order No.	MS. NO.	L mm	D mm	L1 mm	d mm	D1 mm	最大载荷 (kg) Max Load	极限转速 (rpm) Max Speed	精度 (mm) Accuracy
604H/101	MS1	114	36	17	15	12.065	100	7000	0.010
604H/102	MS2	129	45	24	20	17.780	200	7000	0.005
604H/104	MS3	151.5	50	27.5	22	23.825	400	6300	0.005
604H/106	MS3	160.5	60	31	25	23.825	500	5000	0.005
604H/108	MS4	205	70	41	32	31.267	800	3800	0.005
604H/110	MS5	258.5	90	50.5	40	44.399	2000	3000	0.005
604H/114	MS6	334	105	57.5	50	63.348	3500	2600	0.010
604H/116	MS6	378	140	67	60	63.348	4500	1500	0.010
604H/116E	ME80	392	140	68	60	80	7500	1500	0.015

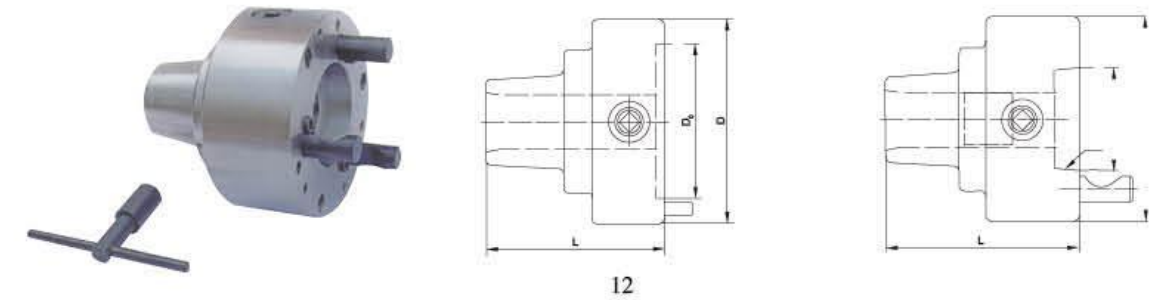
HT-005002 精密重型回转顶尖 PRECISION HEAVY LIVE CENTER



订单号 Order No.	MS. NO.	L mm	D mm	L1 mm	d mm	D1 mm	径向载荷 (N) Max Radial Load	极限转速 (rpm) Max Speed	重量 Wt(kg)	精度 (mm) Accuracy
DM511	MS1	109.6	38	18.5	16	12.065	1400	3600	0.29	0.008
DM512	MS2	128.5	48	24	22	17.780	3500	3400	0.39	0.01
DM513	MS3	156	58	28.5	25	23.825	5500	3200	1.09	0.01
DM514	MS4	192.5	68	31.5	28	31.267	8000	3000	1.69	0.01
DM515	MS5	245	90	45	41	44.399	10000	2500	4.00	0.012
DM516	MS6	342.5	130	64	63	63.348	15000	1500	11.61	0.015

HT-0051 3911-125 5C 夹具 3911-125 5C FIXTURE

该装置与5C夹头配合,可夹持不同直径的刀具或工件,可安装于车床,磨床及其它专用设备上,具有精度高,操作方便,使用安全,夹紧牢固等优点。
5C collet is fit for this device, which can clamp tool or workpiece with different diameter and figure. It can be fixed on lathe, grinder and other special equipment, with such features as high precision, easy operation, safe application, strong clamping, etc

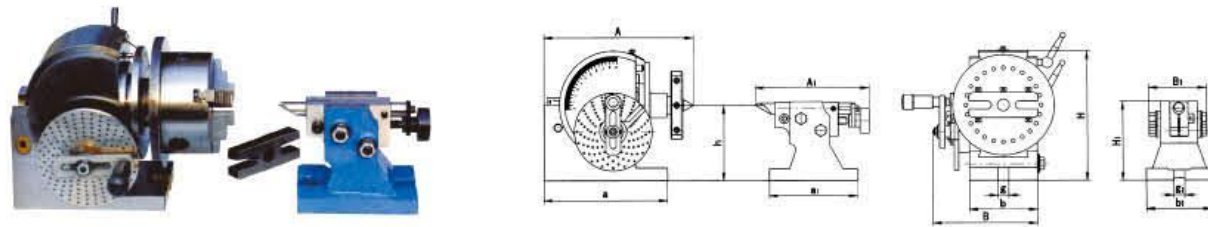


订单号 Order No.	D	D0	L	夹持范围 Clamping rang			示意图 Figure-
				圆孔 Round	四方孔 Square	六方孔 Hex	
3911-125-5C	126	95	107	1~28mm 3/64~1-1/8"	3~19mm 1/8~8/4"	3~22mm 1/8~7/8"	1
3911-125-D3	126	53.975	120.5				2
3911-125-D4	126	63.513	120.5				
3911-125-D5	140	82.563	143.5				
3911-125-D6	165	106.375	143.5				
3911-125-D8	210	139.719	145.5				

HT-0052 F12型万能分度头 SEMI-UNIVERSAL DIVIDING HEAD

半万能分度头是简易的分度中心，可进行直接，间接的分度，完成面、槽、齿的加工，不需配件，但整体结构与万能分度头相同。直接分度的能过24孔等分度盘可以进行2、3、4、6、8、12和24等分分度，通过3个间接分度盘可进行2-50等分及51-380不确定数字分度。

Semi-Universal dividing head is a simple type of universal index center and can be used for direct and indirect dividing. No accessories for the differential dividing and spiral work are included but the whole construction of the dividing head is identical with the universal type. The direct index plate of 24 holes allows the direct dividing in 2, 3, 4, 6, 8, 12 and 24 three plates in the standard accessories make the indirect dividing possible in any number from 2 to 50 and in certain numbers up to 380



分度头 SEMI-UNIVERSAL DIVIDING HEAD

订单号 Order NO.	A	B	H	h	a	b	g	主轴锥孔 Spindle hole	三爪卡盘 Chuck	重量 (kg)N.W
F12100	193	131	173	100	166	90	16	MS3	100	21
F12128	254	175	200	128	210	114	16	MS4	130	36

尾座顶尖 TAIL-STOCK

订单号 Order NO.	A1	B1	H1	h	a1	b1	g1
F12100	193	131	173	100	166	90	16
F12128	254	175	220	128	210	114	16

3种分度盘分度孔数 Number of holes dividing plate A、B、C

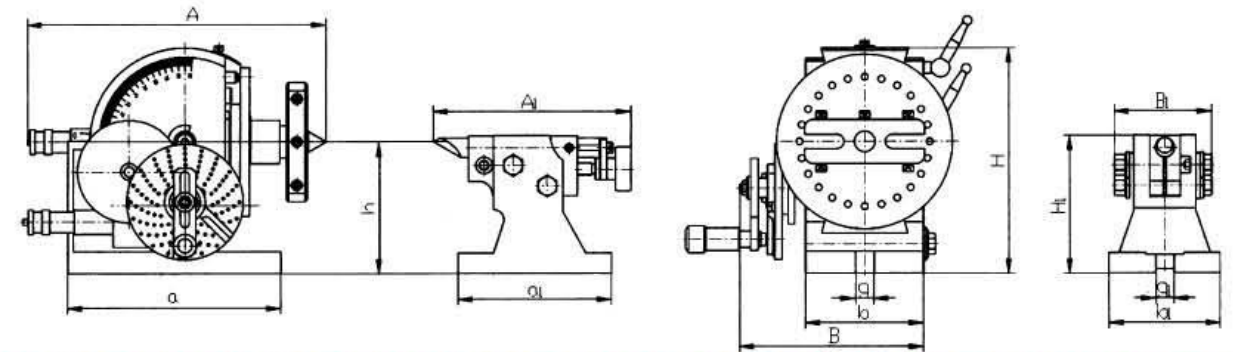
PlateA	15	16	17	18	19	20
PlateB	21	23	27	29	31	33
PlateC	37	39	41	43	47	49



HT-0053 FW12135万能分度头 UNIVERSAL DIVIDING HEAD

万能分度头为综合型辅助设备，分度准确，操作灵活加工效率高，分度头可以在垂直方向上10° - +90° 范围内旋转。通过蜗轮分度装置（传动比为1:40）适用于高标准的检测及测试，可以与铣床、磨床、钻床以及其他机床配套使用，完成各种角度工作的分度加工不带卡盘，需要时请注明。

The universal dividing head has been designed to carry out all types of gear cutting Precision dividing and spiral work with greater precision and efficiency than ever The dividing head can be tilted from a horizontal position of 90 down to -10 from vertical and inclinations can be read off a scale graduated in degrees. The dividing head is built to highest engineering standards and tested to assure complete satisfaction. The ratio of worm to gear is 1:40 Universal index head can be used with milling, grinding, drilling machine for dividing 3-jaw chuck is to be purchased specially.



分度头 UNIVERSAL DIVIDING HEAD


订单号 Order NO.	A	B	H	h	a	b	g	主轴锥孔 Spindle hole	重量 (kg)N.W
FW12135	365	272	236	135	213	134	16	MS4	73

尾座顶尖 TAIL-STOCK

订单号 Order NO.	A1	B1	H1	h	a1	b1	g1
FW12135	183	88	156	135	175	124	16

3种分度盘分度孔数 Number of holes dividing plate A、B、C


PlateA	15	16	17	18	19	20
PlateB	21	23	27	29	31	33
PlateC	37	39	41	43	47	49



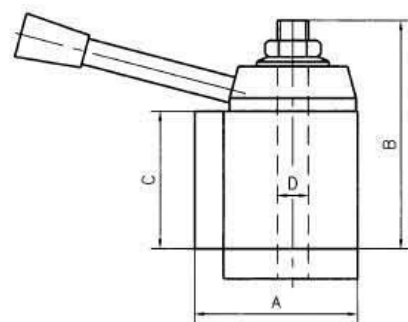
HT- 0054 快换刀架 QUICK CHANGE TOOL POSTS

快换刀架是普通车床的主要附件，由一个刀架和若干刀夹组成，根据加工工件的需要，选择相应刀夹，可进行车外圆，车端面、切槽、切断、滚花、钻铰孔、镗孔等加工。它实现了机外装刀，刀夹通过燕尾槽安装在刀架上，具有换刀迅速，定位精度高，刚性强等特点，是一种替代传统四方刀架，实现快速车削的理想产品。

The quick change tool post is a main accessory of the machine tool.it is consist of tool post and many kinds of toolholders.according to the processing requirements of the workpieces,corresponding tool holders are selected to finishcylindrical facing,end facing,cutting,drilling,reaming,boring as well as other processing.it realizes to mount tool outside the machine tool,it has exchaneg tool quickly,high precision,rigidity strong etc.it is satisfactory accessories in placeof square turrets.

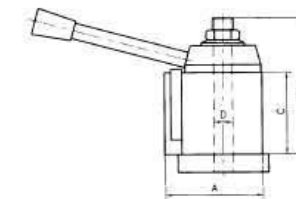


HT- 0055 活塞式夹紧刀架 PISTON TYPE LOCKING TOOL POST



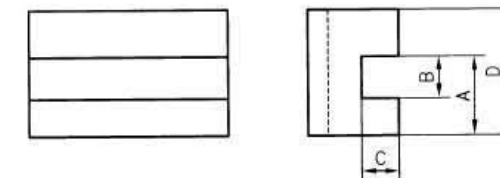
订单号 Order No.	A(in)	B(in)	C(in)	D(in)	回转直径 Swing dia(in)	重量 Wt (kg)
250-100	2-1/2	3-7/8	2-1/4	9-16	12	2.23
250-200	3	4-5/8	2-3/4	5/8	10-15	4.00
250-300	3-3/8	5-1/8	3	3/4	13-18	5.72
250-400	4	6-1/8	3-5/8	7/8	14-20	10.00

HT- 0056 楔式快换刀架 GIB TYPE TOOL POST



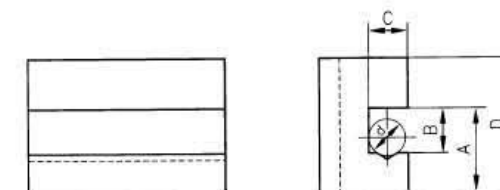
订单号 Order No.	A (in)	B(in)	C(in)	D(in)	回转直径 Swing dia(in)	重量 Wt(kg)
250-111	2-1/2	3-7/8	2-1/4	9/16	12	2.23
250-222	3	4-5/8	2-3/4	5/8	10-15	4.00
250-333	3-1/2	5-1/8	3	3/4	13-18	5.72
250-444	4	6-1/4	3-5/8	7/8	14-20	10.01

HT- 0057 车削刀夹 TURNING AND FACING HOLDER



订单号 Order No.	A (in)	B(in)	C(in)	D(in)	夹持刀柄范围 Tool bit.range(in)	重量 Wt(kg)
250-101	1	1/2	29/64	1-1/2	3/16-1/2	0.40
250-201	1-1/8	5/8	1/2	1-3/4	1/4-5/8	0.70
250-301	1-7/16	3/4	5/8	2-1/8	1/2-3/4	1.11
250-401	1-23/32	1	3/4	2-1/2	1/2-1	1.75

HT- 0058 车镗削用刀夹 TURNING BORING AND FACING HOLDER

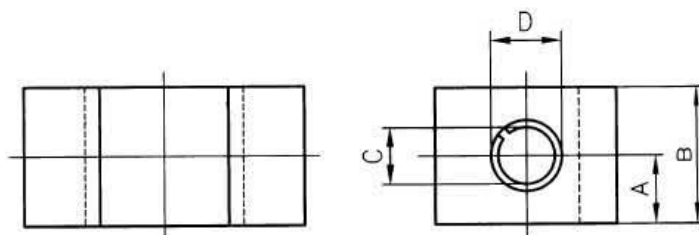


订单号 Order No.	A (in)	B(in)	C(in)	D(in)	夹持刀柄范围 Tool bit.range(in)	重量 Wt(kg)
250-102	1	1/2	29/64	1-1/2	3/16-1/2	0.40
250-202	1-1/8	5/8	1/2	1-3/4	1/4-5/8	0.70
250-302	1-7/16	3/4	5/8	2-1/8	1/2-3/4	1.11
250-402	1-23/32	1	3/4	2-1/2	1/2-1	1.75

V型槽用来夹持圆柄镗杆及刀具，也可装方体车刀，进行端面、外圆、镗孔等切削加工

V groove hold round shank boring bars and tools as well as square tool bits to machine end face, external, cutting, boring etc.

HT- 0059 强力镗削刀夹 HEAVY DUTY BORING BAR HOLDER

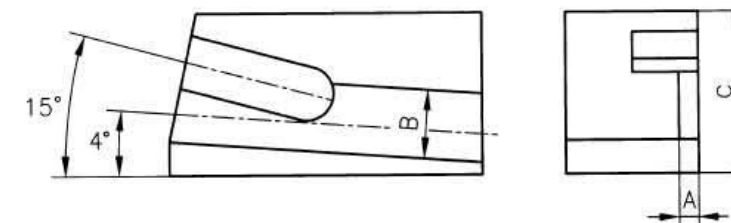


订单号 Order No.	A (in)	B(in)	C(in)	D(in)	重量 Wt(kg)
250-104	3/4	1-1/2	5/8	3/4	0.90
250-204	7/8	1-3/4	3/4	1	1.52
250-304	1	2	3/4	1	2.16
250-404	1-1/4	2-1/2	1	1-1/4	3.47
250-141	7/8	1-3/4	3/4	1	1.35
250-241	1	2	1	1-1/4	2.12
250-341	1-1/8	2-1/4	1	1-1/4	3.05
250-441	1-3/8	2-3/4	1-1/4	1-1/2	4.35

采用直柄钻头圆柄刀具，可进行钻孔、护孔、镗孔等切削加工；通过胀套，可调整镗杆的直径；刚性好，切削时不发生颤动。

Use straight shank drilling and reaming, boring etc. Equippe with a split bushing to accomodate a boring bar of small diameter. It grips with extreme rigidity. Cuts smoothly without chatter.

HT- 0060 切断刀夹 UNIVERSAL PARTING BLADE TOOL HOLDER

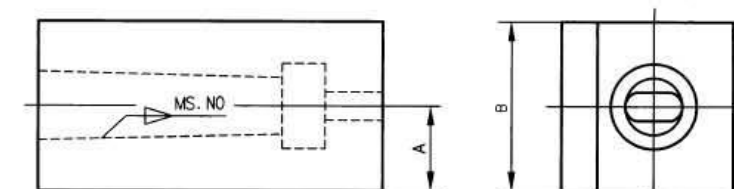


订单号 Order No.	A (in)	B(in)	C(in)	刀片高度 Blade heighth(in)	重量Wt(kg)
250-107	3/16	1/2	1-1/2	1/2	0.53
250-207	3/16	11/16	1-3/4	11/16	0.90
250-307	3/16	3/4	2	3/4	1.20
250-407	1/4	7/8	2-1/2	7/8	1.82

装方体车刀进行切槽，切断等加工

Use square tool to make slot cut off etc.

HT- 0061 钻削莫氏锥孔刀夹 MORSE TAPER HOLDER FOR DRILLING

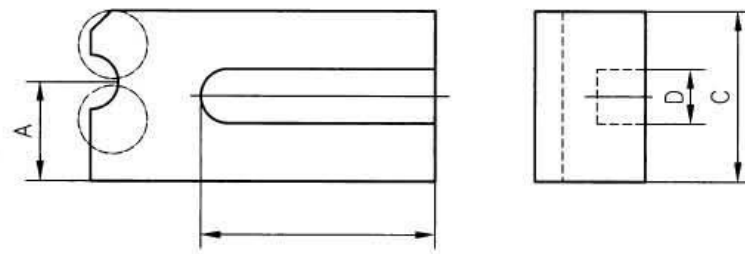


订单号 Order No.	A (in)	B(in)	莫氏锥号 MS.NO	重量 Wt(kg)
250-105	3/4	1-1/2	MS2	0.90
250-205	7/8	1-3/4	MS2	1.40
250-305	1	2	MS3	2.30
250-405	1-1/4	2-1/2	MS3	3.00
250-153	7/8	1-1/2	MS3	1.00
250-253	1	1-3/4	MS3	1.43
250-354	1-1/16	2-1/8	MS4	2.45
250-454	1-1/4	2-1/2	MS4	3.30

该刀夹可代替尾座夹持锥度钻头进行钻削加工

Drills with carriage by using power feed instead of tail stock easily centered or morse taper drills

HT- 0062 滚花车削用刀夹 KNURNING & FACING HOLDER



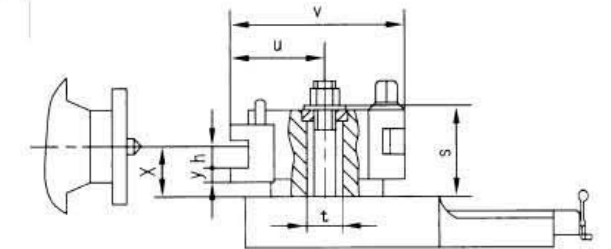
订单号 Order No.	A (in)	B(in)	C(in)	夹持范围 Clamping range(in)	夹持刀柄范围 Tool bit range(in)	重量Wt(kg)
250-110	7/8	2-1/2	1-9/16	3/16-1/2	3/4 x 3/8 x 1/4	0.48
250-210	1	2-5/8	1-3/4	1/4-5/8		0.85
250-310	1-3/16	3-1/8	2	1/2-3/4		1.15
250-410	1-7/16	3-3/4	2-1/2	1/2-1		1.95

此刀夹可用来滚花, 如装上方体车刀, 可进行端面, 镗孔等切削加工

Whit may be usde for knuring,if square tool is used,it may process and face,extered cutting,boring etc.



HT- 0063 齿式快换刀架及刀夹 40-POSITION QUICK CHANGE TOOL POST AND TOOL HOLDERS



订单号 Order NO.	回转直径 Swing dia(in)	Xmin	Xmax	y	h	v	s	u	t	
Aa	120-220	18	26	6	12	62.5	37	33.5	13	
A	150-300	25.5	36.5	9.5	16	104	56	52.4	20	
		29.5	40.5		20					
E	200-400	29	40	9	20	132	68	65.3	20	
		34	43		25					
B	300-500	38	58	13	25	152	79	75	32	
		46	57	14	32					
C	400-700	47	88	15	32	191	110	92	40	
		56	92	16	40					102
		61	91	16	45					102

- 1.凸轮锁紧手柄能牢固锁紧和快速松开刀夹, 操作简便
- 2.专用螺钉调整切削刃高度
- 3.刀具可以不动刀夹及调整套装装置的前提下重复磨削
- 4.40个不同角度(每9°一工位)可从刻线上方便读出
- 5.可与其它品牌的40工位快换刀架及刀夹互换

- 1.Cam-lok handle rigidity locks & quickly releases tool holder
- 2.Correct height of cutting edge is easily & accurately adjusted by special set screws
- 3.Tools can be reground without removal form tool holder setting remains unaltins unaltered
- 4.40 different angles(every 9°) are conveniently selected from position dials with marker
- 5.Holders are interchangeable with most other brand 40 position tool post

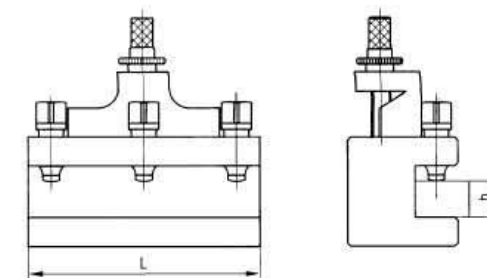


HT-006301 齿式快换刀架 40-POSITION TOOL POST



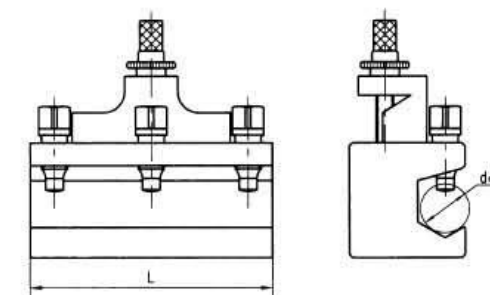
订单号 Order No.	Series	Lathe swing(mm)	Height of cutting edge range(mm)
540-000	A0	120-220	D12 18.5 ~ 26.5
540-100	A1	150-300	D16 25.5 ~ 36.5 D20 29.5 ~ 40.5
540-200	E5	200-400	D20 32 ~ 49 D25 37 ~ 57
540-300	B2	300-500	D25 38 ~ 58 D32 46 ~ 57
540-400	C3	400-700	D32 47.5 ~ 87.5 D40 55.5 ~ 91.5 D45 61 ~ 91
540-500	D1	600-1000	D40 60 ~ 96 D50 72 ~ 102 D63 85 ~ 105

HT-0064 车削用刀夹 TURNING AND FACING TOOL HOLDER



订单号 Order No.	h(mm)	L (mm)	订单号 Order No.	h(mm)	L (mm)
AaD12 x 50	12	50	BD25 x 140	25	140
AD16 x 75	16	75	BD32 x 120	32	120
AD16 x 90	16	90	BD32 x 140	32	140
AD20 x 75	20	75	CD32 x 150	32	150
AD20 x 90	20	90	CD32 x 170	32	170
ED20 x 100	20	100	CD40 x 150	40	150
ED25 x 100	25	100	CD40 x 170	40	170
BD25 x 120	25	120	CD45 x 170	45	170

HT-0065 车镗削用刀夹 TURNING FACING AND BORING HOLDER

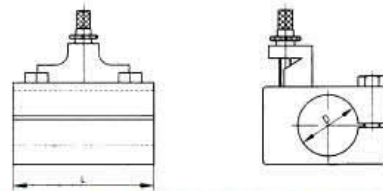


订单号Order No.	dmax(mm)	L (mm)
AaH12 x 50	12	50
AH20 x 90	20	90
EH30 x 100	30	100
BH30 x 130	30	130
BH32 x 130	32	130
CH35 x 150	35	150
CH50 x 160	50	160

V型槽用来夹持圆柄镗杆及刀具，也可装方体车刀，进行端面、外圆、镗孔等切削加工

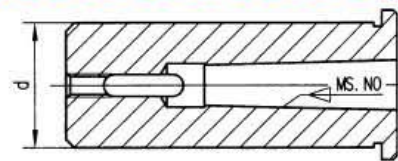
V groove hold round shank boring bars and tools as well as square tool bits to machine end face, external, cutting, boring etc

HT-0066 强力钻镗用刀夹 HEAVY DUTY DRILLING AND BORING HOLDER



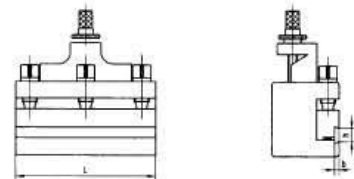
订单号 Order No.	镗刀杆D(mm) Boring Bar Dia	L (mm)	订单号 Order No.	镗刀杆D(mm) Boring Bar Dia	L (mm)
AaJ15 × 50	15	50	BJ40 × 120	40	120
AJ30 × 80	30	80	CJ40 × 160	40	160
EJ30 × 100	30	100	CJ50 × 160	50	160
EJ40 × 100	40	100			

HT-0067 强力钻镗刀夹用莫氏套筒 MS BUSHINGS BORING TOOL HOLDER



订单号 Order No.	d	MS.NO.	适用刀架型号 Type of tool post
AL-1-30	30	MS1	A、E
AL-2-30	30	MS2	A、E
BL-1-40	40	MS1	B
BL-2-40	40	MS2	B
BL-3-40	40	MS3	B、C、E
BL-4-40	40	MS4	B、C、E
CL-3-50	50	MS3	C
CL-4-50	50	MS4	C
CL-5-50	50	MS5	C

HT-0068 切断刀夹 CUTTING OFF TOOL HOLDER



订单号 Order No.	b × h (mm)	L (mm)	订单号 Order No.	b × h (mm)	L (mm)
AT-K3 × 10 × 75	3 × 10	75	BT-K4 × 16 × 120	4 × 16	120
ET-K4 × 16 × 100	4 × 16	100	CT-K5 × 20 × 150	5 × 20	150

HT-006801 意式快换刀架 QUICK CHANGE TOOL POSTS (ITALY STYLE)

The quick change tool post is a major spare part of the ordinary lathes. It is composed of the cutter-cartridge body and the tool-holder for various cutting tools for processing works like cylindrical facing, end facing, cutting, drilling, enlarging boring and reaming, etc. The height of tools can be regulated and positioned relative to the centerline of machine spindle. It features external tool-mounting, tool-matching, quick tool-changing, great precision in positioning and great hardness etc.

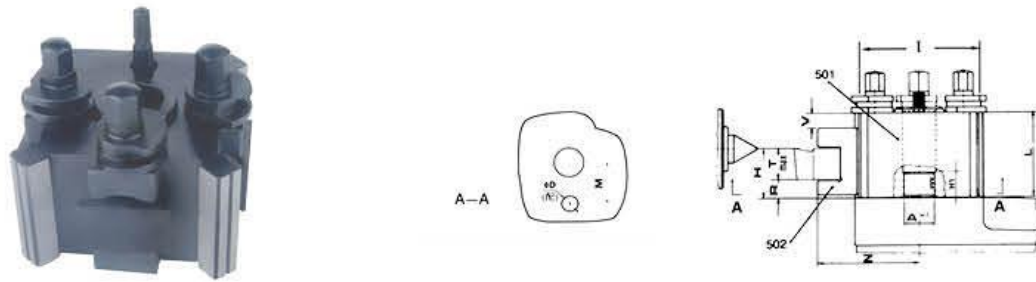


5-PIECE NO.

订单号 Order No.	EACH SET INCLUDES	N.W-kg
M	1PC 501-M、3PCS 502-M AND 1 PCS 503-M	2.89
AR-AP	1PC 501-AR-AP、3PCS 502-AR-AP AND 1 PCS 503-AR-AP	4.29
A	1PC 501-A、3PCS 502-A AND 1 PCS 503-A	8.90
BR-BP	1PC 501-BR-BP、3PCS 502-BR-BP AND 1 PCS 503-BR-BP	12.89
B	1PC 501-B、3PCS 502-B AND 1 PCS 503-B	17.26
C	1PC 501-C、3PCS 502-C AND 1 PCS 503-C	22.55
D	1PC 501-D、3PCS 502-D AND 1 PCS 503-D	44.75

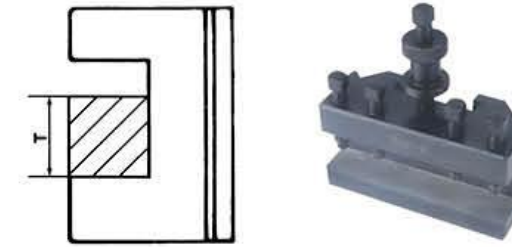
订单号 Order No.	Lathe swing	I	AH7	H		L	R	Tmax	Z	φ max	Morse No.	φ D	M	H1
				Min	Max									
M	180-250	57.7	18	24	34	45	8	16	56	14	1	7	27	18
AR-AP	250-300	64.5	18	25	41	56	9	16	63	16	1	8	30	16
A	250-350	82	24	32	42	60	12	20	75	18	2	10	35	20
BR-BP	300-380	91.6	28	38	53	75	13	25	90	20	3	10	40	20
B	350-500	100	30	47	65	85	15	32	100	24	3	12	48.2	25
C	500-650	115.3	38	51	72	94	19	32	108	26	4	14	58.2	26
D	650-1200	133	42	61	95	120	21	40	139	35	5	14	65	40

HT-006802 意式刀架体 QUICK CHANGE TOOL POST



订单号 Order No.	Centre Height(mm)
501-M	120
501-AR-AP	140
501-A	170
501-BR-BP	200
501-B	230
501-C	280
501-D	350

HT-006803 车削刀夹 TOOL HOLDER TOOL BITS



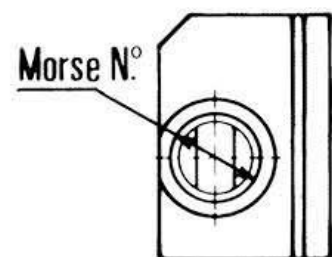
订单号 Order No.	Max Square and Rectangular Tools T(mm)
502M	16
502-AR-AP	16
502-A	20
502-BR-BP	25
502-B	32
502-C	32
502-D	40

HT-006804 镗刀夹 TOOLHOLDER FOR ROUND SHANKS



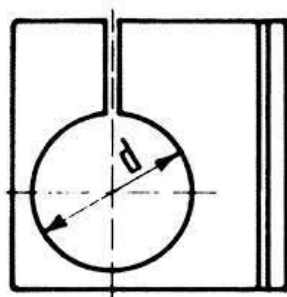
订单号 Order No.	最大夹持直径 Max Holding Dia.(mm)
503-M	14
503-AR-AP	16
503-A	18
503-BR-BP	20
503-B	24
503-C	26
503-D	35

HT-006805 莫氏锥孔刀夹 TOOL HOLDER MORSE TAPER SHANK



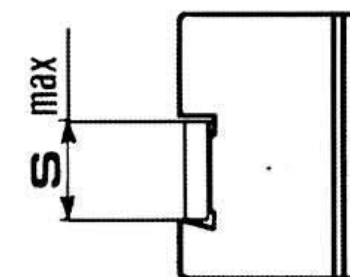
订单号 Order No.	Taper Hole
504M	1MT
504-AR-AP	1MT
504-A	2MT
504-BR-BP	3MT
504-B	3MT
504-C	4MT
504-D	5MT

HT-006806 圆孔刀夹 TOOL HOLDER FOR BORING BAR



订单号 Order No.	Max Holding Dia.
540-M	18
540-AR-AP	20
540-A	25
540-BR-BP	32
540-B	40
540-C	50
540-D	60

HT-006807 切断刀夹 TOOL HOLDER FOR PARTING BLADES



订单号 Order No.	Parting blade
550-M	15 × 4 × 3
550-AR-AP	18 × 4 × 3
550-A	20 × 6 × 5
550-BR-BP	20 × 6 × 5
550-B	25 × 6 × 5
550-C	30 × 6 × 5
550-D	35 × 8 × 7

HT-006808 配件 TOOL HOLDER ACCESSORIES



订单号 Order No.	CH	订单号 Order No.	L	订单号 Order No.	L	订单号 Order No.	Φ
515-M	7	505-M	66	506-M	20	508-M	7
515-AR-AP	8	505-AR-AP	81	506-AR-AP	26	508-AR-AP	8
515-A	8	505-A	90	506-A	30	508-A	10
515-BR-BP	10	505-BR-BP	108	506-BR-BP	37	508-BR-BP	10
515-B	10	505-B	125	506-B	42	508-B	12
515-C	12	505-C	140.5	506-C	48	508-C	14
515-D	14	505-D	156	506-D	50	508-D	14

HT-006809 英式快换刀架 QUICK CHANGE TOOL POSTS (UK STYLE)

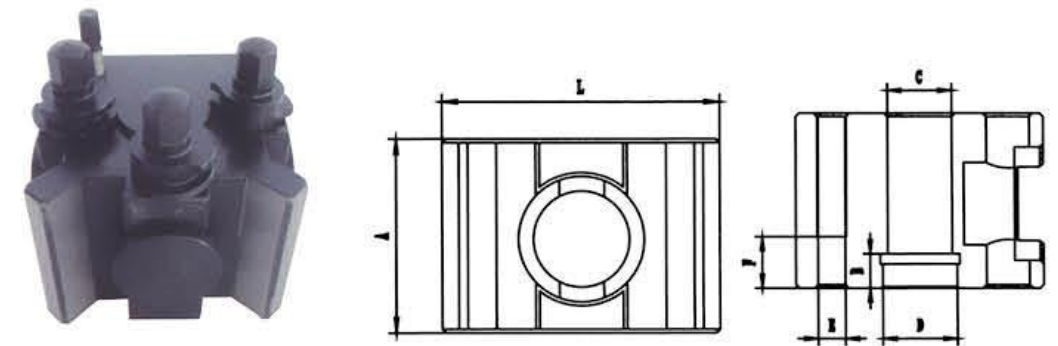


The quick change tool post is a major spare part of the ordinary lathes. It is composed of the cutter-cartridge body and the tool-holder for various cutting tools for processing works like cylindrical facing, end facing, cutting, drilling, enlarging boring and reaming, etc. The height of tools can be regulated and positioned relative to the centerline of machine spindle. It features external tool-mounting, tool-matching, quick tool-changing, great precision in positioning and great hardness etc.

Whole sets

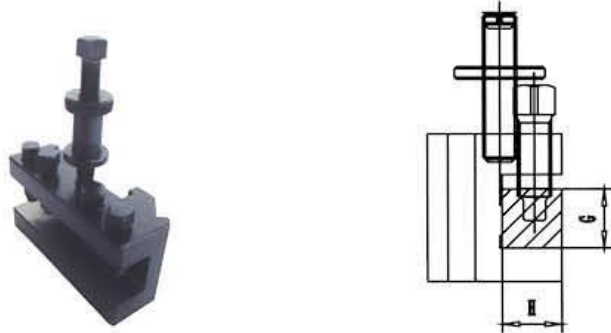
订单号 Order No.	Each Set Includes	N.W/kg
S.0	1 PCS XL0, 2 PCS STH0	3.3
S.1	1 PC XL1, 4 PCS STH1, 1 PCS STV1, 1PCS 1MT1	6.2
S.1.X	1 PC XL1X, 4 PCS STH1, 1 PCS STV1, 1PCS 1MT1	6.5
S.2	1 PC XL2, 4 PCS STH2, 1 PCS STV2, 1PCS 2MT2	12
S.2.T	1 PC XL2T, 4 PCS STH2T, 1 PCS STV2T, 1PCS 2MT2T	13.5
S.3	1 PC XL3, 4 PCS STH3, 1 PCS STV3, 1PCS 3MT3	25
S.3.X	1 PC XL3X, 4 PCS STH3, 1 PCS STV3, 1PCS 3MT3	26.2
S.4	1 PC XL4, 4 PCS STH4, 1 PCS STV4	40

HT-006810 英式刀架体 QUICK CHANGE TOOL POST



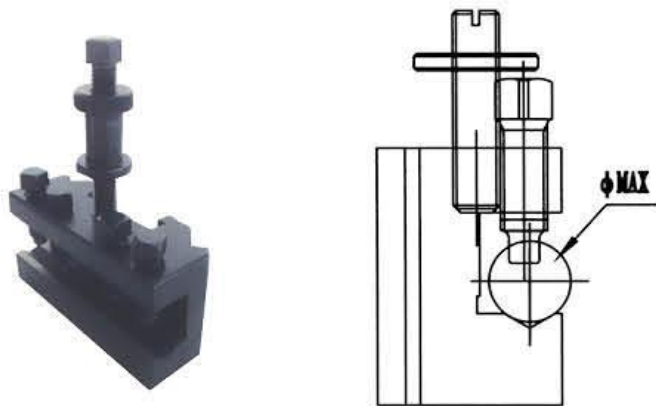
订单号 Order No.	XL0	XL1	XL1X	XL2	XL2T	XL3	XL3X	XL4
Lathe capacity(mm)	up-114	114-127	114-127	127-203	127-203	230-292	203-292	292-381
A(mm)	51	63.5	73	71.5	76	95.1	114	120.5
L(mm)	73	73	73	97.3	106.5	125.5	125.5	149
B(mm)	10	6.5	6.5	8	8	9.5	9.5	12.7
C(mm)	19.05	19.05	19.05	25.4	25.4	25.4	25.4	38.1
D(mm)	22.22	31.75	31.75	44.45	44.45	50.8	50.8	63.5
E(mm)	φ 8	φ 8	φ 8	φ 9.525	φ 9.525	φ 12.5	φ 12.5	φ 16
F(mm)	15	15	15	20	20	20	20	20

HT-006811 车削刀夹 TOOL HOLDER TOOL BITS



订单号 Order No.	STH0	STH1	STH2	STH2T	STH3	STH4
H(mm)	12.7	19.05	19.05	25.4	31.75	38.1
G(mm)	12.7	12.7	19.05	25.4	22.22	31.75

HT-006812 镗刀夹 TOOL HOLDER FOR ROUND SHANKS



订单号 Order No.	STV1	STV2	STV2T	STV3	STV4
φ max(mm)	15.875	19.05	25.4	25.4	25.4

HT-006813 莫氏锥孔刀夹 TOOL HOLDER MORSE TAPER SHANK

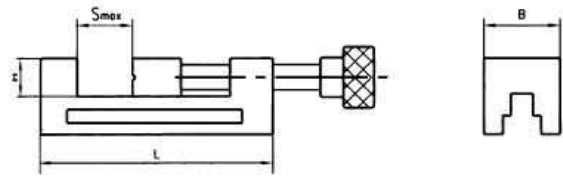


订单号 Order No.	1MT1	2MT2	3MT3	1MT2	2MT3
Morse No.	1	2	3	2	3

精密工具平口钳 THE PRECISION TOOL VISES

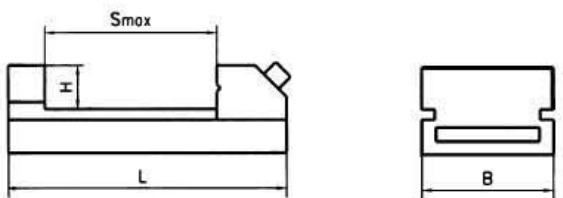

- | | |
|-------------------------------|--|
| 1、采用优质合金结构钢制造，工作面硬度HRC58-62 | 1、 Made of high-quality alloy steel.The hardness of working surface reaches HRC58-62 |
| 2、平行度0.005mm/100mm，垂直度0.005mm | 2、 Parallelism 0.005mm/100mm squareness 0.005mm |
| 3、夹紧快，操作灵活 | 3、 Quickly to clamp and easy to operate |
| 4、用于精密测量和检查，精密磨削及电火花 | 4、 Used for precision measurement and inspection precision grinding,EDM and wire-cutting machine |
| 5、在工作时无论横立、竖立、平放皆可保持高的精密度 | 5、 Guarantee high accuracy in any position |

HT-0069 QGG 系列精密工具平口钳 PRECISION TOOL VISES



订单号 Order NO.	B mm	H mm	Smax mm	L mm	重量 Wt(kg)
QGG50	50	25	65	155	3.0
QGG60	60	25	55	110	2.4
QGG63	63	32	85	190	3.8
QGG73	73	35	100	210	5.0
QGG80	80	40	100	220	6.5
QGG88	88	40	125	250	11.0
QGG100	100	45	125	260	13.0
QGG125	125	50	160	300	19.5
QGG125A	125	50	210	350	23.0
QGG150	150	50	175	315	23.8

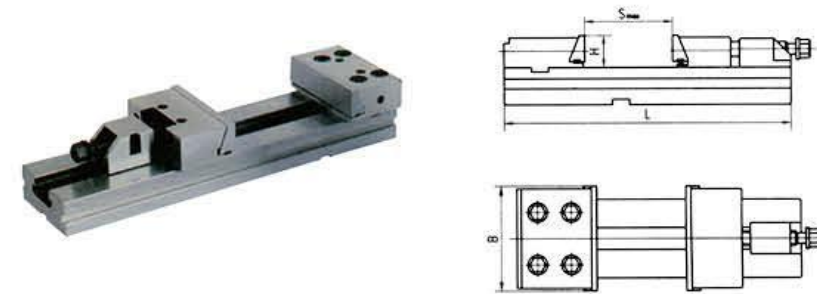
HT-0070 QKG 系列精密工具平口钳 PRECISION TOOL VISES



订单号 Order NO.	B mm	H mm	Smax mm	L mm	重量 Wt(kg)
QKG25	26	9.15	22	65.4	0.5
QKG36	36	20	40	100	1.2
QKG38	38	20	44	105	1.3
QKG50	50	25	65	140	2.0
QKG63	63	32	85	175	3.0
QKG73	73	35	100	190	4.1
QKG80	80	40	100	200	5.5
QKG88	88	40	125	235	7.3
QKG100	100	45	125	245	10.0
QKG125	125	50	160	285	18.0
QKG150	150	50	200	330	21.5
QKG150A	150	50	250	380	23
QKG150B	150	50	300	430	24

HT-007001 精密组合平口钳 PRECISION MODULAR VISES


- | | |
|----------------------------------|--|
| 1. 采用优质合金钢渗碳处理，工作面硬度 HRC58-62 | 1. Produced of high quality steel, carburized to surface hardness:HRC58-62 |
| 2. 平行度 0.005mm/100mm，垂直度 0.005mm | 2.Parallelism 0.005mm/100mm,squareness 0.005mm |
| 3. 具有可拆换底座、固定钳口，夹紧快，操作方便 | 3.It have interchangeable base, fixed/movable jawsit is quickly to clamp and easy to operate |
| 4. 广泛用于加工中心等精密机床 | 4.It is widely used on machining center and other precision machine tools |



订单号 Order No	B(mm)	H(mm)	Smax(mm)	L(mm)	最大夹紧力(KG) Clamping force
GT100- I	100	30	100	270	3000
GT125- I	125	40	150	345	3000
GT150A- I	150	50	200	420	5000
GT150B- I	150	50	300	520	5000
GT150C- I	150	50	400	620	5000
GT175A- I	175	60	200	455	6000
GT175B- I	175	60	300	555	6000
GT175C- I	175	60	400	655	6000
GT175D- I	175	60	500	755	6000
GT175E- I	175	60	600	855	6000
GT200A- I	200	65	200	495	10000
GT200B- I	200	65	300	595	10000
GT200C- I	200	65	400	695	10000
GT200D- I	200	65	500	795	10000
GT200E- I	200	65	600	895	10000
GT300A- I	200	80	200	535	12000
GT300B- I	300	80	300	635	12000
GT300C- I	300	80	400	735	12000
GT300D- I	300	80	500	835	12000
GT300E- I	300	80	600	935	12000
GT300F- I	300	80	700	1035	12000
GT300G- I	300	80	800	1135	12000

HT-007002 快动式精密组合平口钳 QUICK ACTION PRECISION MODVLAR VISES

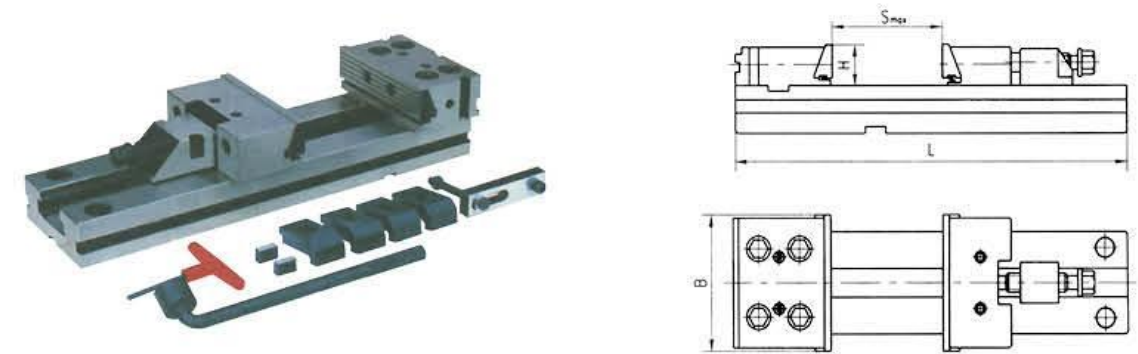
1. 采用优质合金钢渗碳处理，工作面硬度 HRC58~ 62
2. 平行度 0.005mm/100mm, 垂直度 0.005mm
3. 采用定位销，根据工件的大小，调整其在钳体上的位置，从而实现快速夹紧
4. 广泛用于加工中心等精密机床
1. Produced of high quality steel, carburized to surfacehardness: HRC58~ 62
2. Parallelism 0.005mm/ 100mm, squareness 0.005mm
3. Locate position by pilot pin, adjust pin on body according to opening size , then clamp quickly
4. It is widely used on machining center and other precision machine tools



订单号 Order No.	B mm	H mm	Smax mm	L mm	最大夹紧力 (Kg) Clamping force
GT125- III	125	40	150	345	3000
GT150A- III	150	50	200	420	5000
GT150B- III	150	50	300	520	5000
GT175C- III	175	60	400	655	6000

HT-007003 ZQ80 型立卧组合平口钳 PRECISION HORIZONTAL VERTICAL VISES

1. 采用优质合金钢渗碳处理，工作面硬度 HRC58~ 62
2. 平行度 0.005mm/ 100mm, 垂直度 0.005mm
3. 可立，卧两用
4. 广泛用于加工中心、数控铣床、镗床、铣床、磨床等机床
1. Produced of high quality steel, carburized to surface hardness: HRC58~ 62
2. Parallelism 0.005mm/ 100mm, squareness 0.005mm
3. Can be used in vertical or horizontal, to process anomalous shape workpiece .
4. It is widely used on machining center and other precision machine tools

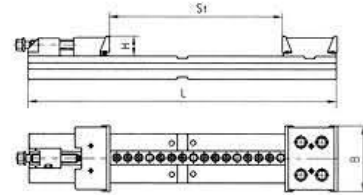


订单号 Order No.	B mm	H mm	Smax mm	L mm
ZQ80100	100	30	100	270
ZQ80125	125	40	150	345
ZQ80150	150	50	200	420
ZQ80150A	150	50	300	520
ZQ80175	175	60	200	455
ZQ80175A	175	60	300	555
ZQ80175B	175	60	400	655
ZQ80175C	175	60	500	755
ZQ80200	200	65	200	495
ZQ80200A	200	65	300	595
ZQ80200B	200	65	400	695
ZQ80200C	200	65	500	795
ZQ80200D	200	65	600	895

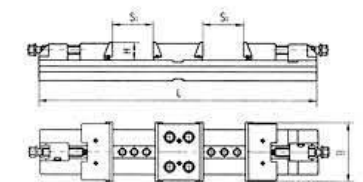
HT-007004 ZQ83 型单、双向组合平口钳 SINGLE & DOUBLE ACTION VISES

1. 采用优质合金钢渗碳处理，工作面硬度 HRC58~ 62
2. 平行度 0.005mm/ 100mm, 垂直度 0.005mm
3. 即可作单向钳用，又可作双向钳用，作单向钳时具有超长的开口度
4. 广泛用于加工中心、数控铣床、镗床、铣床、磨床等机床
1. Produced of high quality steel, carburized to surface hardness: HRC58~ 62
2. Parallelism 0.005mm/100mm , squareness 0.005mm
3. It can quickly change from double vise to single vise with very large opening
4. It is widely used on machining center and other precision machine tools

单向夹紧系列 Single large opening



双向夹紧系列 Double opening



订单号 Order No.	S1 (mm)	订单号 Order No.	S2 (mm)	B (mm)	H (mm)	L (mm)
ZQ83100	290	ZQ83100()	2 × 90	100	30	460
ZQ83125	320	ZQ83125()	2 × 100	125	40	520
ZQ83150	360	ZQ83150()	2 × 110	150	50	580
ZQ83150A	460	ZQ83150A()	2 × 160	150	60	680
ZQ83175	400	ZQ83175()	2 × 120	175	60	666
ZQ83175A	500	ZQ83175A()	2 × 170	175	60	766
ZQ83175B	600	ZQ83175B()	2 × 220	175	60	866
ZQ83175C	700	ZQ83175C()	2 × 270	175	60	966
ZQ83200	500	ZQ83200()	2 × 150	200	65	805
ZQ83200A	600	ZQ83200A()	2 × 200	200	65	905
ZQ83200B	700	ZQ83200B()	2 × 250	200	65	1005
ZQ83200C	800	ZQ83200C()	2 × 300	200	65	1105
ZQ83200D	900	ZQ83200D()	2 × 350	200	65	1205

HT-007005 QW 型方向可倾平口钳 UNIVERSAL TILTING VISES

性能及特点：

1. 采用高质量的铸铁材料
2. 两钳口的平行度 0.025mm/ 100mm, 两钳口对导轨面垂直度 0.025mm
3. 采用钳体、双向体、滑座回转可倾机构，实现三个方向各种方位的定位
4. 广泛用于机械加工、电加工等复杂零件的使用

Performance and characterist:

1. It is made of high-quality cast iron
2. Parallelism 0.025mm/ 100mm, squareness 0.025mm
3. Attained fitting with a stop in three way . by using such circling delinable structure as vice body . two way body and sliding base
4. It is used on machining and EDM complex parts



订单号 Order No.	钳口宽度 Width of Jaw (mm)	钳口高度 Height of Jaw (mm)	钳口开口度 Max. Opening (mm)	毛重 / 净重 GW./NW. (kg)	包装形式 Paking Shape	包装体积 L × W × H (cm)
QW100	105	40	105	31/26	wooden case	51 × 34 × 25
QW125	125	40	125	35/30		56 × 34 × 26

HT-007006 QM 型精密机用平口钳 ACCU-LOCK PRECISION MACHINE VISES

性能及特点：

1. 产品是钻床、磨床类机床的主要附件，它尤其适用于精密部件的加工
2. 两钳口的平行度 0.025mm/ 100mm, 两钳口对导轨面的垂直度 0.025mm
3. 当活动钳口水平移动时，它上面的半圆球会有一个垂直向下的压力，因此夹持工件不会上浮
4. 钳口张开度可根据四个方向改变
5. 丝杠后端有推力轴承，使其操作灵活

Performance and characterist:

1. It is main attachments to precision millings grinders CNC machines it is particularly suitable for the finishing of precision parts
2. Parallelism 0.025mm/ 100mm, squareness 0.025mm
3. The special segment in the movable jaw forces the vertical pressure downward when the horizontal pressure works, so that this jaw does not lift the workpiece
4. For positions allow extra capacity to change opening of jaw
5. As the thrust component of the screw is equipped with thrust needle bearing if can be easily operated



订单号 Order No.	钳口宽度 Width of Jaw (mm)	钳口高度 Height of Jaw (mm)	钳口开口度 Max. Opening (mm)	毛重 / 净重 GW./NW. (kg)	包装形式 Paking Shape	包装体积 L x W x H (cm)
QM16100	100	32	100	17/16	paper case	38 x 25 x 18
QM16160	160	45	140	40/38		49 x 32 x 23
QM16200	200	50	190	75/69	wooden case	62.5 x 41 x 25.5

HT-007007 QH 型机用平口钳 MACHINE VISES

性能及特点:

1. 采用高质量的铸铁材料
2. 两钳口的平行度 0.025mm/ 100mm, 两钳口对导轨面的垂直度 0.025mm
3. 广泛用于铣床、刨床、钻床等进行各种平面、沟槽、角度、孔等加工

Performance and characterist:

1. It is made of high—quality cast iron
2. Parallelism 0.025mm/ 100mm , squareness 0.025mm
3. It is widely used on milling, planing and drilling machine tools in making some kinds of slots, holes and faces



订单号 Order No.	钳口宽度 Width of Jaw (mm)	钳口高度 Height of Jaw (mm)	钳口开口度 Max. Opening (mm)	毛重 / 净重 GW./NW. (kg)	包装形式 Paking Shape	包装体积 L x W x H (cm)
QH80	80	30	65	30/28(4pcs)	paper case	48 x 29 x 13
QH100	100	35	80	42/40(4pcs)		56 x 31 x 14
QH125	125	40	100	18/17		33 x 19 x 17
QH160	160	52	125	43/41		45 x 25 x 23
QH200	200	63	160	58/56		49 x 27 x 24

HT-007008 QHK 型可倾式机用平口钳 DECLINABLE MACHINE VISES

性能及特点:

1. 采用高质量的铸铁材料
2. 两钳口的平行度 0.025mm/ 100mm, 两钳口对导轨面垂直度 0.025mm
3. 采用回转可倾结构, 钳身在大圆弧导轨上做 90° 转动与转盘在底座上 360° 转动组合, 获得各种空间角度
4. 广泛用于机床上加工各种角度的平面、槽、孔

Performance and characterist:

1. It is made of high—quality cast iron
2. Parallelism 0.025mm/ 100mm, squareness 0.025mm
3. The vice body can be indexed through 90 degrees in vertical direction along large arcshaped guideway of swivel disc which can be indexed through 360degrees in horizontal direction on the base
4. It is widely used on machine tool in making some kinds of slots ,holes and faces



订单号 Order No.	钳口宽度 Width of Jaw (mm)	钳口高度 Height of Jaw (mm)	钳口开口度 Max. Opening (mm)	毛重 / 净重 GW./NW. (kg)	包装形式 Paking Shape	包装体积 L x W x H (cm)
QHK100	100	41	80	20/19	paper case	36 x 22 x 20
QHK125	125	46	100	31/29		46 x 26 x 21.5
QHK125L	125	46	140	31/29		46 x 26 x 21.5
QHK160	160	50	125	45/43		46.5 x 29 x 24.5

平行块系列 PARALLEL BLOCK SERIES

HT-0071 PB161 型平行块 PRECISION PARALLEL BLOCK

- 1.硬度: HRC55-62
- 2.精度: ±0.01mm
- 3.平行度: 0.005mm

- 1.Hardness:HRC55-62
- 2.Accuracy: ±0.01mm
- 3.Parallelism:0.005mm



订单号 Order NO.	规格 L×W×H	件数 pcs
PB161	100×5×16.100×6×18.100×8×24 100×10×30.150×12×36 150×14×48.150×18×60 150×22×62.200×31×15×2.5(30°)	9×2

HT-0072 PB150 型平行块 PRECISION PARALLEL BLOCK

- 1.硬度: HRC55-62
- 2.精度: ±0.01mm
- 3.平行度: 0.005mm

- 1.Hardness:HRC55-62
- 2.Accuracy: ±0.01mm
- 3.Parallelism:0.005mm



订单号 Order NO.	规格 L×W×H	件数 pcs
PB150-1	150×10×14(16,18,20,22,24,26,28,30,32,35,40,45,50)	14×2
PB150-2	150×8×14(16,18,20,22,24,26,28,30,32,35,40,45,50)	14×2
PB150-3	80×4×14(16,18,20,22,24,26,28,30,32,35,40,45,50)	14×2
PB150-4	200×10×14(16,18,20,22,24,26,28,30,32,35,40,45,30)	14×2

HT-0073 PB151 型平行块 PRECISION PARALLEL BLOCK

- 1.硬度: HRC55-62
- 2.精度: ±0.01mm
- 3.平行度: 0.005mm

- 1.Hardness:HRC55-62
- 2.Accuracy: ±0.01mm
- 3.Parallelism:0.005mm



订单号 Order NO.	规格 L×W×H	件数 pcs
PB151-1	100×4×10(14,18,22,26,30,34,38,42)	9×2
PB151-2	160×4×10(14,18,22,26,30,34,38,42)	9×2
PB151-3	150×8.5×14(16,20,24,30,32,36,40,44)	9×2
PB151-4	150×10×14(16,20,24,30,32,36,40,44)	9×2

平行块系列 PARALLEL BLOCK SERIES

HT-0074 PB153 型平行块 PRECISION PARALLEL BLOCK

- 1.硬度: HRC55-62
- 2.精度: ±0.01mm
- 3.平行度: 0.005mm

- 1.Hardness:HRC55-62
- 2.Accuracy: ±0.01mm
- 3.Parallelism:0.005mm



订单号 Order NO.	规格 L×W×H	件数 pcs
PB153-1	125×8×11 (16, 21, 26, 31, 36) 125×10×13 (18, 23, 28, 33, 38) 125×12×15 (20, 25, 30, 35, 40) 125×14×17 (22, 27, 32, 37, 42)	24×2
PB153-2	150×8×11 (16, 21, 26, 31, 36) 150×10×13 (18, 23, 28, 33, 38) 150×12×15 (20, 25, 30, 35, 40) 150×14×17 (22, 27, 32, 37, 42)	24×2

HT-0075 PB154 型平行块 PRECISION PARALLEL BLOCK

- 1.硬度: HRC55-62
- 2.精度: ±0.01mm
- 3.平行度: 0.005mm

- 1.Hardness:HRC55-62
- 2.Accuracy: ±0.01mm
- 3.Parallelism:0.005mm



订单号 Order NO.	规格 L×W×H	件数 pcs
PB154-1	150×8×16(18,20,22,24,26,28,30,32,34,36,40,42,44,46,48,50)	18×2
PB154-2	150×8×17(19,21,23,25,27,29,31,33,35,37,39,41,43,45,47,49,51)	18×2

HT-0076

PB155 型平行块 PRECISION PARALLEL BLOCK

- 1.硬度: HRC55-62
- 2.精度: ±0.01mm
- 3.平行度: 0.005mm

- 1.Hardness:HRC55-62
- 2.Accuracy: ±0.01mm
- 3.Parallelism:0.005mm

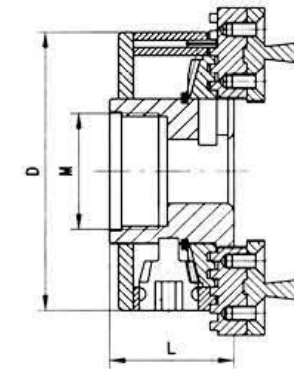


订单号 Order NO.	规格 L×W×H	件数 pcs
PB155-1	120×10×14 (16,18,20,22,24,26,28,30,32,35,40)	12×2
PB155-2	150×10×14 (16,18,20,22,24,26,28,30,32,35,40)	12×2

HT-0077

自定心四爪卡盘 4-JAW SELF-CENTERING CHUCK

- 1. 配有各种卡爪、可夹持和外撑圆件及方件
- 2. 通过连接套可用于各种木工车床
- 3. 标准配件: 标准卡爪一套, 大、小、六方扳手各一个, 木螺钉一个, 加力杆一个, 其他配件需要时, 合同上需要注明
- 1.Available with various jaws to hold or expand round square workpiece.
- 2.Various adaptors for different lathe spindles.
- 3.Standard accessory: standard jaws, two Allen keys, one screw, one handle. Please specify other options in orders.



订单号 Order No.	D	L	M
KP2-3/4	70	45	1"-8
KP96	96	45	M40X2
KP96B	96	45	M33
KP96C	96	45	M30
KP96E	96	45	1"-8
KP96F	96	45	1-1/2"-8
KP125	125	54	M40X2



HT-007701 K11 系列三爪自定心卡盘 3-JAW SELF-CENTRING CHUCKS

短圆柱连接形式。
 K11 型卡盘配带整体爪 (正卡爪和反卡爪各一副)。K11A、K11C 和 K11D、K11E 型卡盘卡爪为分离爪形式。可调整为正卡爪或反卡爪使用。
 K11A 和 K11D、K11E 型卡盘卡爪符合 ISO3442 标准。K11C 型卡盘卡爪为传统结构的分离爪。可提供各种形式的软卡爪。
 按用户需求, 可提供前穿螺钉安装方式卡盘。
 Short cylindrical center mounting.
 Model k11 chucks are provided with one-piece jaws(which include a set of internal jaws and a set of externalones).
 The jaws for k11A, k11C and k11D, K11E chucks are composed of two-piece jaws. They can perform as eitherinternal or external jaws through adjustment .
 The jaws for K11A and K11D, K11E chucks conform to ISO3442 standard.
 Model K11C chucks are supplied with traditional two- piece jaws .
 We can provide all kinds of soft jaws .
 As requested, we can provide chucks mounted from front .

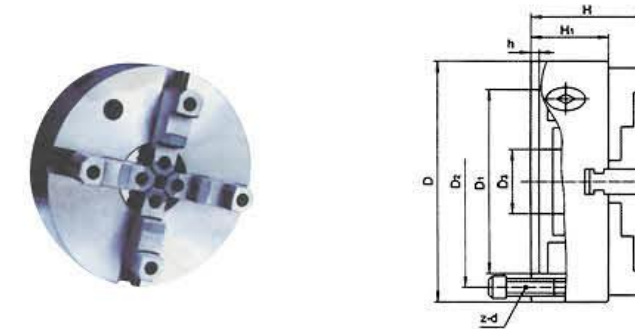


主要规格和参数 : Main specifications

订单号 Order No	D1	D2	D3	H	H1	H2	h	z-d	最大输入扭矩 Nm Max.input torque	极限转速 r/min Max.speed	净重 (KG) Net WT
80	55	66	16	66	50		3.5	3-M6	40	4000	1.9
100	72	84	22	74.5	55		3.5	3-M8	60	3500	3.2
125	95	108	30	84	58		4	3-M8	100	3000	5
130	100	115	30	86	60		3.5	3-M8	100	3000	5.6
160	130	142	40	95	65		5	3-M8	160	2500	8.8
160A	130	142	40	109	65	71	5	3-M8	160	2500	8.3
200	165	180	65	109	75		5	3-M10	250	2000	15.5
200C	165	180	65	122	75	78	5	3-M10	250	2000	14.1
200A	165	180	65	122	75	80	5	3-M10	250	2000	14.1
240	195	215	70	120	80		8	3-M12	320	1600	24
240C	195	215	70	130	80	84	8	3-M12	320	1600	20
250	206	226	80	120	80		5	3-M12	320	1600	25.7
250C	206	226	80	130	80	84	5	3-M12	320	1600	23
250A	206	226	80	136	80	86	5	3-M12	320	1600	23
315	260	226	100	147	90		6	3-M12	400	1200	47
315A	260	285	100	153	90	95	6	3-M16	400	1200	41
320	270	285	100	153.5	95		11	3-M16	400	1200	47.5
320C	270	290	100	153.5	95	101.5	11	3-M16	400	1200	42
325	272	290	100	153.5	96		12	3-M16	400	1200	49
325C	272	296	100	154.5	96	102.5	12	3-M16	400	1200	44
325A	272	296	100	169.5	96	105.5	12	3-M16	400	1200	46
380	325	296	135	155.7	98		6	3-M16	500	1000	65
380C	325	350	135	156.5	98	104.5	6	3-M16	500	1000	60
380A	325	350	135	171.5	98	107.5	6	3-M16	500	1000	62
400D	340	350	130	172	100	108	6	3-M16	500	1000	71
500D	440	368	210	202	115	126	6	3-M16	630	800	117.6
500A	440	465	210	202	115	126	6	3-M16	630	800	119

HT-007702 K12 系列四爪自定心卡盘 4-JAW SELF-CENTRING CHUCKS

- 短圆柱连接形式。
- 卡盘结构参数与 K11 系列基本一致。
- 使用于正方形、八棱形等零件的加工。
 - Short cylindrical center mounting.
 - The structure parameters of these chucks are the same as those of the K11 series.
 - Suitable for processing square components and eight-edged components.



订单号 Order No	D1	D2	D3	H	H1	h	z-d	净重 KG
80	55	66	16	66	50	3.5	4-M6	2
100	72	84	22	73	53.5	3.5	3-M8	3
125	95	108	30	84	58	4	3-M8	5
130	100	115	30	86	60	3.5	3-M8	5.6
160	130	142	40	95	65	5	3-M8	8.8
160A	130	142	40	109	65	5	3-M8	8.3
165	130	145	40	96.5	66.5	4.5	3-M8	9.8
190	155	172	55	105	75	5	3-M10	13.8
200	165	180	65	109	75	5	3-M10	15.5
200C	165	180	65	122	75	5	3-M10	14.1
200A	165	180	65	122	75	5	3-M10	14.1
240	195	215	70	120	80	8	3-M12	25
250	206	226	80	120	80	5	3-M12	26
250C	206	226	80	130	80	5	3-M12	23
250A	206	226	80	136	80	5	3-M12	23
325(325)C	272	296	100	153.5(154.5)	96	12	3-M16	50(45)
325A	272	296	100	169.5	96	12	3-M16	47
380(380)C	325	350	135	155.5(156.5)	98	6	3-M16	66(61)
380A	325	350	135	171.5	98	6	3-M16	63
500A	440	465	210	202	115	6	4-M16	119

HT-007703 C型 K72 系列四爪单动车卡盘 4-JAW INDEPENDENT CHUCKS

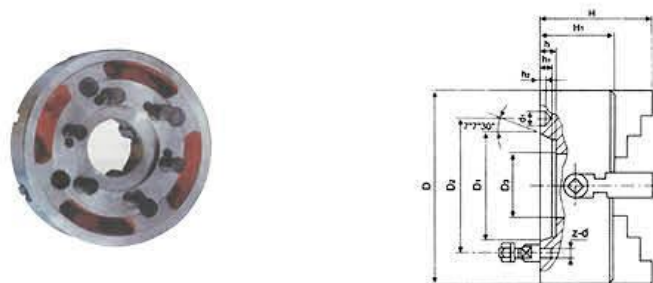
K72 与机床主轴拨盘、螺栓锁紧直接连接 (尺寸参数效符合 GB/T5900.1-GB/T5900.3(ISO702) 标准)。单动可调, 适用各种形状工件的加工。

按盘体材质分为: 灰铸铁 (K72/), 钢盘体 (K72/(G))

K72 chucks can be directly mounted to the spindle by studs and locknuts (The specifications conform to GB/T 5900.1-GB/T 5900.3 (ISO 702) standard).

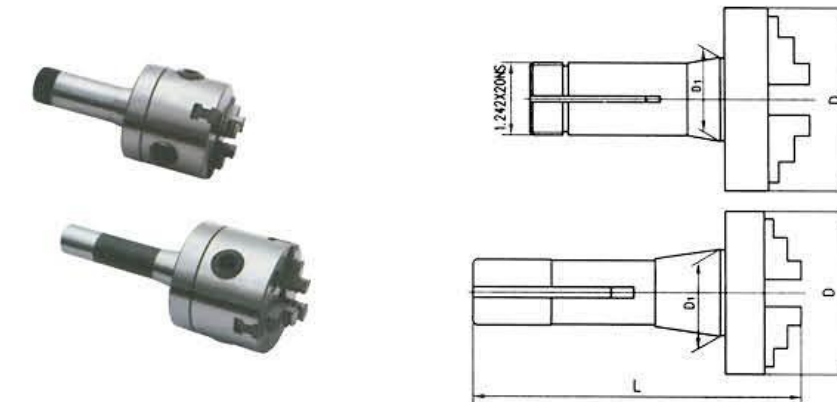
Independent and adjustable, suitable for machining all kinds of special-shaped workpieces .

The body materials are classified as gray cast iron (K72)and steel (k72 /(G)).



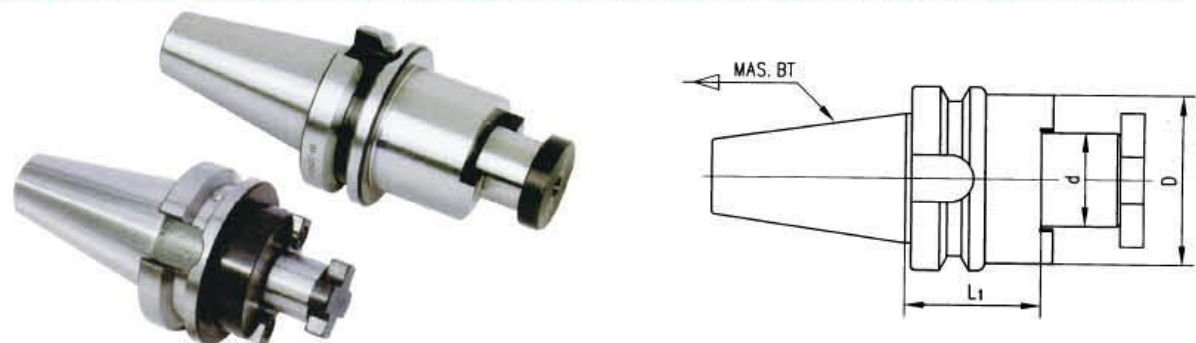
订单号 Order No.	主轴头号 Short taper No.	D1	D2	D3	H	H1	h	h1	h2	d1	z-d	净重 KG Net WT
160	3	53.975	75	45	93	65	13	10	-	-	4-M10	9
200	3	53.975	75	51	107	75	-	10	-	-	4-M10	15
200	4	63.513	85	56	107	75	13	10	6.5	14.7	4-M10	15
250	4	63.513	85	61	120	80	-	10	6.5	14.7	4-M10	23
320 350	4	63.513	85	61	134	90	-	10	6.5	14.7	4-M10	40.53
200	5	82.563	104.8	56	107	75	15	12	6.5	16.3	4-M10	15
250	5	82.563	104.8	75	120	80	15	12	6.5	16.3	4-M10	23
320 350	5	82.563	104.8	79	134	90	-	12	6.5	16.6	4-M10	40.53
400	5	82.563	104.8	79	143	95	-	12	6.5	16.3	4-M12	58
200	6	106.375	133.4	56	107	75	16	13	6.5	19.5	4-M12	15
250	6	106.375	133.4	75	120	80	16	13	6.5	19.5	4-M12	23
320 350	6	106.375	133.4	95	134	90	16	13	6.5	19.5	4-M12	40.53
400	6	106.375	133.4	95	143	95	16	13	6.5	19.5	4-M12	55
500	6	106.375	133.4	103	161	106	-	13	6.5	19.5	4-M16	102
250	8	139.719	171.4	75	120	80	18	14	6.5	24.2	4-M16	23
320 350	8	139.719	171.4	95	134	90	18	14	8	24.2	4-M16	40.53
400	8	139.719	171.4	125	143	95	18	14	8	24.2	4-M16	55
500	8	139.719	171.4	136	161	106	-	14	8	24.2	4-M20	106
320 350	11	196.869	235	95	134	90	20	16	10	29.4	4-M20	40.53
400	11	196.869	235	125	143	95	20	16	10	29.4	4-M20	68
500	11	196.869	235	160	161	106	20	16	10	29.4	4-M20	102
500	15	285.775	330.2	160	161	106	21	17	10	35.7	4-M20	102

HT-007704 精密三爪卡盘 PRECISION 3-JAW CHUCKS



订单号 Order No.	柄部 Shank	D1(mm)	D	
			in	mm
R8-QCC-D	R8	31.75	3456	80 100 125 130 160 200
5C-QCC-D	5C	37.5		
MS2-QCC-D	MS2	17.78		
MS3-QCC-D	MS3	23.825		
MS4-QCC-D	MS4	31.267		
MS5-QCC-D	MS5	44.399		
MS6-QCC-D	MS6	63.348		

HT- 0078 BT锥数控套式铣刀杆 SHELL MILL ARBORS



订单号Order NO. BTXd-L1	D	重量Wt(kg)	订单号Order NO. BTXd-L1	D	重量 Wt(kg)
BT30 × 16-60	32	1.0	BT40 × 40-75	70	2.2
BT30 × 22-60	40	1.3	BT40 × 50-70	90	2.5
BT30 × 27-60	48	1.5	BT50 × 16-60	32	3.6
BT30 × 32-60	58	1.8	BT50 × 16-75	32	3.9
BT30 × 40-60	70	2.2	BT50 × 16-120	32	4.3
BT40 × 16-45	32	1.0	BT50 × 22-60	40	5.0
BT40 × 16-60	32	1.3	BT50 × 22-75	40	4.0
BT40 × 16-120	32	1.7	BT50 × 22-100	40	4.5
BT40 × 22-45	40	1.5	BT50 × 22-120	40	5.0
BT40 × 22-60	40	1.7	BT50 × 27-60	48	5.5
BT40 × 22-100	40	3.0	BT50 × 27-105	48	4.0
BT40 × 22-120	40	3.6	BT50 × 32-60	58	4.5
BT40 × 27-45	48	1.5	BT50 × 32-75	58	1.6
BT40 × 27-60	48	1.6	BT50 × 32-105	58	1.8
BT40 × 27-75	48	1.8	BT50 × 40-60	70	2.2
BT40 × 27-105	48	2.1	BT50 × 40-75	70	3.6
BT40 × 27-120	48	2.3	BT50 × 40-90	70	3.7
BT40 × 32-45	58	1.2	BT50 × 40-100	70	3.75
BT40 × 32-60	58	1.5	BT50 × 40-105	70	3.8
BT40 × 32-75	58	1.8	BT50 × 50-60	90	4.0
BT40 × 32-120	58	2.8	BT50 × 50-70	90	4.2
BT40 × 40-60	70	2.0	BT50 × 50-120	90	4.4

- 1.订购时请注明刀柄的标准形式。如需中心进水与法兰盘侧面进水冷却的刀柄，请标明AD/B型，如BT40AD/B × 32-60。
 - 2.根据需要可提供动平衡刀柄，标准精度为G6.3/12000rpm，精密精度为G2.5/20000rpm，订购时请注明具体精度。
- 1.When order please indicate the hilt the concrete form.if need in the center cold and the flange water leakage hilt,please mark AD/B
- 2.According to needs to be possible to provide the balanced hilt.the standard precision is G6.3/12000rpm,the precision is G2.5/20000rpm

HT- 0079 DIN 锥数控套式铣刀杆 SHELL MILL ARBORS



订单号OrderNo. DIN69871. Axd-L1	D	重量 Wt(kg)	订单号OrderNo. DIN69871. Axd-L1	D	重量 Wt(kg)
DIN69871.A30X16-60	32	1.0	DIN69871.A40X27-75	48	1.6
DIN69871.A30X22-60	40	1.3	DIN69871.A40X32-60	58	4.5
DIN69871.A30X27-60	48	1.5	DIN69871.A40X40-60	70	4.8
DIN69871.A30X32-60	58	1.8	DIN69871.A50X16-60	32	3.8
DIN69871.A30X40-60	70	2.2	DIN69871.A50X22-60	40	4.0
DIN69871.A40X16-60	32	1.2	DIN69871.A50X27-60	48	4.2
DIN69871.A40X22-60	40	1.3	DIN69871.A50X32-60	58	4.5
DIN69871.A40X27-60	48	1.4	DIN69871.A50X40-60	70	4.8

- 1.订购时请注明刀柄的标准形式。如需中心进水与法兰盘侧面进水冷却的刀柄，请标明AD/B型，如DIN69871.40AD/B × 22-60。
 - 2.根据需要可提供动平衡刀柄，标准精度为G6.3/12000rpm，精密精度为G2.5/20000rpm，订购时请注明具体精度。
- 1.When order please indicate the hilt the concrete form.if needs in the center cold and the flange water leakage hilt, please mark AD/B.
- 2.According to needs to be possible to provide the balanced hilt.the standard precision is G6.3/12000rpm,the precise precision is G2.5/20000rpm.

HT- 0080 BT锥数控钻接杆 DRILL CHUCK ARBORS



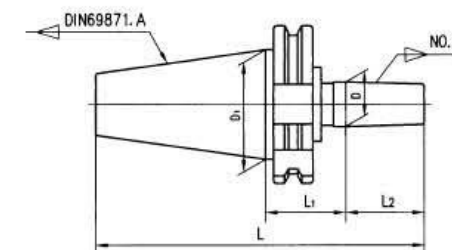
订单号OrderNo. BT-NO.S-L1	L2	L	D	D1	拉杆 Drawbar thread	重量 Wt(kg)
BT30-J1-45	16.669	110	9.754	31.75	M12	0.60
BT30-J2-45	22.225	115.6	14.199	31.75	M12	0.70
BT30-J3-45	30.956	124.4	20.599	31.75	M12	0.80
BT30-J4-45	42.069	135.4	28.550	31.75	M12	0.85
BT30-J5-45	47.625	141	35.890	31.75	M12	0.90
BT30-J6-45	25.4	118.8	17.170	31.75	M12	0.75

HT-0080 BT锥数控钻接杆 DRILL CHUCK ARBORS

订单号OrderNo. BT-NO.S-L1	L2	L	D	D1	拉杆 Drawbar thread	重量 Wt(kg)
BT30-J33-45	25.4	118.8	15.850	31.75	M12	0.75
BT30-B10-45	14.5	107.9	10.094	31.75	M12	0.60
BT30-B12-45	18.5	111.9	12.065	31.75	M12	0.60
BT30-B16-45	24	117.4	15.733	31.75	M12	0.70
BT30-B18-45	32	125.4	17.780	31.75	M12	0.82
BT40-J1-45	16.669	127.1	9.754	44.45	M16	1.15
BT40-J2-45	22.225	132.6	14.199	44.45	M16	1.25
BT40-J2S-45	19.05	129.4	13.940	44.45	M16	1.20
BT40-J3-45	30.069	141.4	20.599	44.45	M16	1.45
BT40-J4-45	42.069	152.5	28.550	44.45	M16	1.55
BT40-J5-45	47.625	158	35.890	44.45	M16	1.60
BT40-J6-45	25.4	135.8	17.170	44.45	M16	1.30
BT40-J33-45	25.4	135.8	15.850	44.45	M16	1.30
BT40-B10-45	14.5	124.9	10.094	44.45	M16	1.40
BT40-B10-120	14.5	199.9	10.094	44.45	M16	1.76
BT40-B12-45	18.5	128.9	12.065	44.45	M16	1.34
BT40-B16-32	24	121.4	15.733	44.45	M16	1.40
BT40-B16-45	24	134.4	15.733	44.45	M16	1.45
BT40-B16-75	24	164.4	15.733	44.45	M16	1.55
BT40-B16-90	24	179.4	15.733	44.45	M16	1.40
BT40-B18-45	32	142.4	17.780	44.45	M16	1.70
BT40-B18-75	32	172.4	17.780	44.45	M16	1.76
BT50-J1-45	16.669	163.5	9.574	69.85	M24	3.60
BT50-J2-45	22.225	169	14.199	69.85	M24	3.95
BT50-J2S-45	19.05	165.9	13.940	69.85	M24	3.90
BT50-J3-45	30.965	177.8	20.599	69.85	M24	3.70
BT50-J4-45	42.069	188.9	28.550	69.85	M24	3.775
BT50-J5-45	47.625	194.4	35.890	69.85	M24	3.80
BT50-J6-45	25.4	172.2	17.170	69.85	M24	4.00
BT50-J33-45	25.4	172.2	15.850	69.85	M24	4.00
BT50-B10-45	14.5	161.3	10.094	69.85	M24	3.60
BT50-B12-45	18.5	165.3	12.065	69.85	M24	3.60
BT50-B16-75	24	200.8	15.733	69.85	M24	3.74
BT50-B16-90	24	215.8	15.733	69.85	M24	3.78
BT50-B18-45	32	178.8	17.780	69.85	M24	3.70

根据需要可提供动平衡刀柄，标准精度为G6.3/12000rpm，精密精度为G2.5/20000rpm，订购时请注明具体精度。
According to needs to be possible to provide the balanced hilt.the standard precision is G6.3/12000rpm,the precise precision is G2.5/20000rpm

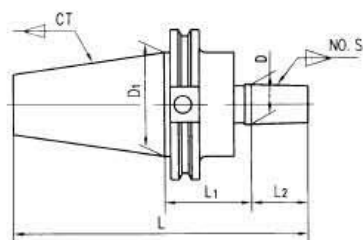
HT-0081 DIN锥数控钻接杆 DRILL CHUCK ARBORS



订单号Order NO. DIN69871.A-NO.S-L1	L2	L	D	D1	拉杆 Drawbar thread
DIN69871.A40-J0-32	11.112	111.5	6.35	44.45	M16
DIN69871.A40-J1-32	16.669	117	9.754	44.45	M16
DIN69871.A40-J2-32	22.225	122.6	14.199	44.45	M16
DIN69871.A40-J2S-32	19.05	119.5	13.940	44.45	M16
DIN69871.A40-J3-32	30.956	131.4	20.599	44.45	M16
DIN69871.A40-J4-32	42.069	142.5	28.550	44.45	M16
DIN69871.A40-J5-32	47.625	148	35.890	44.45	M16
DIN69871.A40-J6-33	25.4	125.8	17.170	44.45	M16
DIN69871.A40-J33-32	25.4	125.8	15.850	44.45	M16
DIN69871.A40-B6-32	10	110.4	6.35	44.45	M16
DIN69871.A40-B10-32	14.5	114.9	10.094	44.45	M16
DIN69871.A40-B10-45	14.5	127.9	10.094	44.45	M16
DIN69871.A40-B12-32	18.5	118.9	12.065	44.45	M16
DIN69871.A40-B16-32	24	124.4	15.733	44.45	M16
DIN69871.A40-B16-45	24	137.4	15.733	44.45	M16
DIN69871.A40-B18-32	32	132.4	17.780	44.45	M16
DIN69871.A40-B18-45	32	145.4	17.780	44.45	M16
DIN69871.A40-B22-32	40.5	140.9	21.793	44.45	M16
DIN69871.A40-B24-32	50.5	150.9	23.825	44.45	M16
DIN69871.A50-B16-45	24	170.75	15.733	69.85	M24
DIN69871.A50-J3-45	30.965	177.7	20.599	69.85	M24
DIN69871.A50-J6-45	25.4	172.1	17.170	69.85	M24
DIN69871.A50-J33-45	25.4	172.1	15.850	69.85	M24
DIN69871.A50-B16-45	24	170.8	15.733	69.85	M24
DIN69871.A50-B18-45	32	178.8	17.780	69.85	M24
DIN69871.A50-B22-60	40.5	202.3	21.793	69.85	M24
DIN69871.A50-B24-60	50.5	212.3	23.825	69.85	M24

根据需要可提供动平衡刀柄，标准精度为G6.3/12000rpm，精密精度为G2.5/20000rpm，订购时请注明具体精度。
According to needs to be possible to provide the balanced hilt.the standard precision is G6.3/12000rpm,the precise precision is G2.5/20000rpm

HT-0082 CT锥数控钻接杆 DRILL CHUCK ARBORS

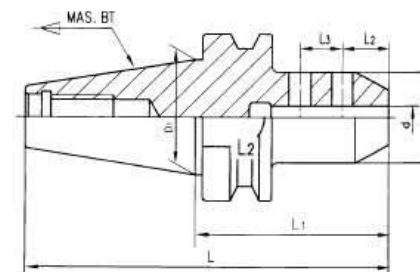


订单号Order NO. CT-NO.S-L1	L2	L	D	D1	拉杆 Drawbar thread
CT40-J2-45	22.225	135.5	14.199	44.45	5/8"-11
CT40-J3-45	30.956	144.2	20.599	44.45	5/8"-11
CT40-J4-45	42.069	155.3	28.55	44.45	5/8"-11
CT40-J6-45	25.4	138.65	17.17	44.45	5/8"-11
CT40-J33-45	25.4	138.65	15.85	44.45	5/8"-11
CT40-B16-45	24	137.25	15.733	44.45	5/8"-11
CT40-B18-45	32	145.25	17.780	44.45	5/8"-11
CT45-J3-45	30.956	158.5	20.599	57.15	3/4"-10
CT45-J6-45	25.4	153	17.17	57.15	3/4"-10
CT45-J33-45	25.4	153	15.85	57.15	3/4"-10
CT45-B10-45	14.5	142	10.094	57.15	3/4"-10
CT45-B12-45	18.5	146	12.065	57.15	3/4"-10
CT45-B16-32	24	138.6	15.733	57.15	3/4"-10
CT45-B16-45	24	151.6	15.733	57.15	3/4"-10
CT45-B18-45	32	159.6	17.780	57.15	3/4"-10
CT50-J2-45	22.225	168.85	14.199	69.85	1"-8
CT50-J3-45	30.956	177.56	20.599	69.85	1"-8
CT50-J4-45	42.069	188.67	28.55	69.85	1"-8
CT50-J5-45	47.625	194.23	35.89	69.85	1"-8
CT50-J6-45	25.4	172	17.17	69.85	1"-8
CT50-J33-45	25.4	172	15.85	69.85	1"-8
CT50-B10-45	14.5	161.1	10.094	69.85	1"-8
CT50-B12-45	18.5	165.1	12.065	69.85	1"-8
CT50-B16-60	24	185.6	15.773	69.85	1"-8
CT50-B18-60	32	193.6	17.780	69.85	1"-8
CT50-B22-60	40.5	202.1	21.793	69.85	1"-8
CT50-B24-60	50.5	212.1	23.825	69.85	1"-8

根据需要可提供动平衡刀柄，标准精度为G6.3/12000rpm，精密精度为G2.5/20000rpm，订购时请注明具体精度。
According to needs to be possible to provide the balanced hilt.the standard precision is G6.3/12000rpm,the precise precision is G2.5/20000rpm



HT-0083 BT锥数控立铣刀杆 END MILL ADAPTERS



订单号Order NO. BT x d-L1	L	D	D1	L2	L3	重量Wt(kg)
BT30 x 6-50	98.4	25	31.75	18		0.66
BT30 x 6-60	108.4	25	31.75	18		0.72
BT30 x 8-60	108.4	28	31.75	18		0.80
BT30 x 10-60	108.4	35	31.75	20		0.83
BT30 x 10-80	128.4	35	31.75	20		0.83
BT30 x 12-60	108.4	42	31.75	22.5		0.88
BT30 x 14-60	108.4	44	31.75	22.5		1.02
BT30 x 16-75	123.4	48	31.75	24		1.04
BT30 x 18-75	123.4	50	31.75	24		1.26
BT30 x 20-75	123.4	52	31.75	25		1.36
BT30 x 25-90	138.4	65	31.75	24	25	1.50



HT- 0083 数控立铣刀杆 END MILL ADAPTERS

订单号Order NO. BT × d-L1	L	D	D1	L2	L3	重量Wt(kg)	
BT40 × 6-50	115.4	25	44.45	18		0.96	
BT40 × 6-60	125.4	25	44.45	18		0.98	
BT40 × 8-50	115.4	28	44.45	18		1.00	
BT40 × 10-63	128.4	35	44.45	20		1.08	
BT40 × 12-63	128.4	42	44.45	22.5		1.20	
BT40 × 14-63	128.4	44	44.45	22.5		1.22	
BT40 × 16-63	128.4	48	44.45	24		1.24	
BT40 × 16-70	135.4	48	44.45	24		1.30	
BT40 × 18-63	128.4	50	44.45	24		1.36	
BT40 × 20-63	128.4	52	44.45	25		1.36	
BT40 × 20-70	135.4	52	44.45	25	2.10		
BT40 × 25-90	155.4	65	44.45	24	25	2.07	
BT40 × 25-100	165.4	65	44.45	24	25	2.08	
BT40 × 32-100	165.4	72	44.45	24	28	2.25	
BT40 × 32-110	175.4	72	44.45	24	28	2.30	
BT40 × 40-120	185.4	90	44.45	30	32	2.50	
BT40 × 40-140	205.4	90	44.45	30	32	2.80	
BT50 × 6-63	164.8	25	69.85	18		3.20	
BT50 × 8-63	164.8	28	69.85	18		3.23	
BT50 × 10-63	164.8	35	69.85	20		3.24	
BT50 × 12-80	181.8	42	69.85	22.5		3.36	
BT50 × 16-80	181.8	48	69.85	24		3.48	
BT50 × 20-80	181.8	52	69.85	25		3.52	
BT50 × 25-100	201.8	65	69.85	24		25	4.28
BT50 × 25-105	206.8	65	69.85	24		25	4.30
BT50 × 25-150	251.8	65	69.85	24		25	4.35
BT50 × 25-200	301.8	65	69.85	24		25	4.40
BT50 × 32-100	201.8	72	69.85	24	28	4.44	
BT50 × 32-105	206.8	72	69.85	24	28	4.56	
BT50 × 40-115	216.8	90	69.85	30	32	4.58	
BT50 × 40-120	221.8	90	69.85	30	32	4.58	
BT50 × 50-150	251.8	100	69.85	35	35	4.90	

1. 订购时请注明刀柄的标准形式。如需中心进水与法兰盘侧面进水冷却的刀柄，请标明AD/B型，如DIN69871.T40AD/B × 12-50。
 2. 根据需要可提供动平衡刀柄，标准精度为G6.3/12000rpm，精密精度为G2.5/20000rpm，订购时请注明具体精度。
1. When order please indicate the hilt the concrete form. if needs in the center cold and the flange water leakage hilt. please mark AD/B
 2. According to needs to be possible to provide the balanced hilt. the standard precision is G6.3/12000rpm, the precise precision is G2.5/20000rpm

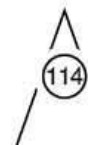


HT- 0084 DIN锥数控立铣刀杆 END MILL ADAPTERS

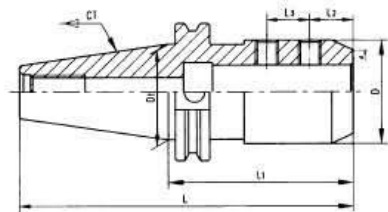


订单号Order NO. DIN69871.A × d-L1	L	D	D1	L2	L3	重量Wt(kg)	
DIN69871.A30 × 6-50	97.8	25	31.75	18		0.58	
DIN69871.A30 × 8-50	97.8	28	31.75	18		0.64	
DIN69871.A30 × 10-50	97.8	35	31.75	20		0.72	
DIN69871.A30 × 12-50	97.8	42	31.75	22.5		0.80	
DIN69871.A30 × 16-63	110.8	48	31.75	24		0.96	
DIN69871.A40 × 6-50	118.4	25	44.45	18			0.92
DIN69871.A40 × 8-50	118.4	28	44.45	18			0.96
DIN69871.A40 × 10-50	118.4	35	44.45	20			2.00
DIN69871.A40 × 12-50	118.4	42	44.45	22.5			1.12
DIN69871.A40 × 14-50	118.4	44	44.45	22.5			1.12
DIN69871.A40 × 16-63	131.4	48	44.45	24	1.20		
DIN69871.A40 × 18-63	131.4	50	44.45	24	1.20		
DIN69871.A40 × 20-63	131.4	52	44.45	25	1.32		
DIN69871.A40 × 25-100	168.4	65	44.45	24	25		2.04
DIN69871.A40 × 32-100	168.4	72	44.45	24	28		2.24
DIN69871.A40 × 40-120	188.4	90	44.45	30	32	2.40	
DIN69871.A50 × 6-63	164.75	25	69.85	18		3.30	
DIN69871.A50 × 8-63	164.75	28	69.85	18		3.40	
DIN69871.A50 × 10-63	164.75	35	69.85	20		3.42	
DIN69871.A50 × 12-63	164.75	42	69.85	22.5		3.42	
DIN69871.A50 × 14-63	164.75	44	69.85	22.5		3.44	
DIN69871.A50 × 16-63	164.75	48	69.85	24		3.46	
DIN69871.A50 × 18-63	164.75	50	69.85	24		3.48	
DIN69871.A50 × 20-63	164.75	52	69.85	25		4.24	
DIN69871.A50 × 25-80	181.75	65	69.85	24		25	4.40
DIN69871.A50 × 32-100	201.75	72	69.85	24		28	4.52
DIN69871.A50 × 40-120	221.75	90	69.85	30	32	4.72	

1. 订购时请注明刀柄的标准形式。如需中心进水与法兰盘侧面进水冷却的刀柄，请标明AD/B型，如DIN69871.40AD/B × 12-50。
 2. 根据需要可提供动平衡刀柄，标准精度为G6.3/12000rpm，精密精度为G2.5/20000rpm，订购时请注明具体精度。
1. When order please indicate the hilt the concrete form. if needs in the center cold and the flange water leakage hilt. please mark AD/B
 2. According to needs to be possible to provide the balanced hilt. the standard precision is G6.3/12000rpm, the precise precision is G2.5/20000rpm



HT- 0085 CT锥数控立铣刀杆 END MILL ADAPTERS

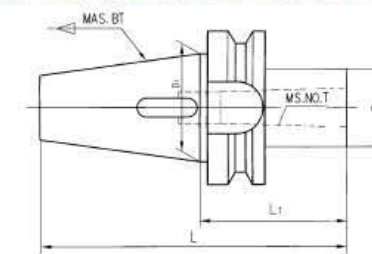


订单号Order NO. CT x d-L1	L	D	D1	L2	L3	
CT40 x 3/16"-2~1/2"	131.8	19.05	44.45	14.3		
CT40 x 1/4"-2~1/2"	131.8	20.64		19.8		
CT40 x 5/16"-2~1/2"	131.8	22.22		19.8		
CT40 x 3/8"-2~1/2"	131.8	32		19.8		
CT40 x 7/16"-2~1/2"	131.8	31.75		22.2		
CT40 x 1/2"-2~5/8"	134.9	44.45		22.2		
CT40 x 5/8"-2~3/4"	163.5	44.45		23.8		
CT40 x 3/4"-2~3/4"	163.5	44.45		25.4		
CT40 x 7/8"-4"	169.9	52		27		22.2
CT40 x 1"-4"	169.9	63		28.6		25.4
CT40 x 1~1/4"-4~1/8"	173	69.85	28.6	25.4		
CT50 x 3/8"-4~1/2"	215.9	31.75	69.85	19.8		
CT50 x 3/8"-6~1/5"	266.7	31.75		19.8		
CT50 x 1/2"-2~5/8"	168.3	44.45		22.2		
CT50 x 1/2"-4~5/8"	219.2	44.45		22.2		
CT50 x 5/8"-3~3/4"	196.85	44.45		23.8		
CT50 x 5/8"-5~3/4"	247.7	44.45		23.8		
CT50 x 3/4"-3~3/4"	196.85	44.45		25.4		
CT50 x 3/4"-5~3/4"	247.7	44.45		25.4		
CT50 x 7/8"-3~3/4"	196.85	52		27		22.2
CT50 x 7/8"-5~3/4"	247.7	52		27		22.2
CT50 x 1"-4"	203.2	63		28.6		25.4
CT50 x 1"-6"	254	63		28.6		25.4
CT50 x 1~1/4"-4"	203.2	69.85		28.6		25.4
CT50 x 1~1/4"-6"	254	69.85		28.6		25.4
CT50 x 1~1/2"-4"	203.2	69.85		28.6		25.4
CT50 x 1~1/2"-6"	254	69.85	28.6	25.4		
CT50 x 2-5~5/8"	244.5	69.85	30.2	36.5		
CT50 x 2-7~5/8"	295.3	69.85	30.2	36.5		

根据需要可提供动平衡刀柄，标准精度为G6.3/12000rpm，精密精度为G2.5/20000rpm，订购时请注明具体精度。
According to needs to be possible to provide the balanced hilt.the standard precision is G6.3/12000rpm,the precise precision is G2.5/20000rpm



HT- 0086 BT锥数控莫氏变径套 (扁尾型) MORSE TAPER (WITH TANG)

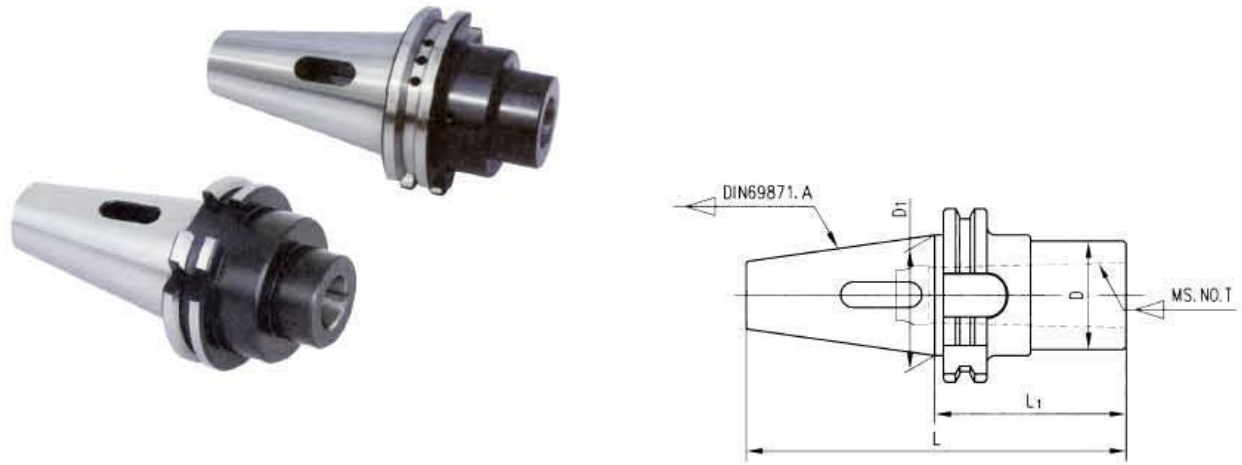


订单号Order NO. BT x MS.NO.T-L1	L	D	D1	重量Wt(kg)
BT30 x MS1-45	93.4	25	31.75	0.55
BT30 x MS2-60	108.4	32	31.75	0.90
BT30 x MS3-80	128.4	40	31.75	0.90
BT40 x MS1-45	110.4	25	44.45	1.20
BT40 x MS2-50	115.4	32	44.45	1.55
BT40 x MS2-60	125.4	32	44.45	1.65
BT40 x MS3-70	135.4	40	44.45	1.80
BT40 x MS3-75	140.4	40	44.45	1.90
BT40 x MS4-90	155.4	48	44.45	2.30
BT40 x MS4-95	160.4	48	44.45	2.40
BT40 x MS4-135	200.4	48	44.45	2.65
BT45 x MS1-120	202.8	25	57.15	1.90
BT45 x MS2-120	202.8	32	57.15	2.30
BT45 x MS3-120	202.8	40	57.15	2.40
BT45 x MS4-98	180.8	48	57.15	2.40
BT50 x MS1-45	146.8	25	69.85	4.10
BT50 x MS2-50	151.8	32	69.85	4.00
BT50 x MS2-60	161.8	32	69.85	4.20
BT50 x MS2-120	221.8	32	69.85	4.30
BT50 x MS3-65	166.8	40	69.85	4.20
BT50 x MS3-75	176.8	40	69.85	4.30
BT50 x MS3-120	221.8	40	69.85	47.40
BT50 x MS3-150	251.8	40	69.85	4.68
BT50 x MS4-95	196.8	48	69.85	5.00
BT50 x MS5-105	206.8	63	69.85	5.00

1. 订购时请注明刀柄的标准形式。如需中心进水与法兰盘侧面进水冷却的刀柄，请标明AD/B型，如DIN69871.40AD/BXMS3-75。
 2. 根据需要可提供动平衡刀柄，标准精度为G6.3/12000rpm，精密精度为G2.5/20000rpm，订购时请注明具体精度。
1. When order please indicate the hilt the concrete form.if needs in the center cold and the flange water leakage hilt please mark AD/B
 2. According to needs to be possible to provide the balanced hilt.the standard precision is G6.3/12000rpm,the precise precision is G2.5/20000rpm




HT- 0087 DIN锥数控莫氏变径套 (扁尾型) MORSE TAPER WITH TANG



订单号Order NO. DIN69871.A x MS.NO.T-L1	L	D	D1	重量Wt(kg)
DIN69871.A30 x MS1-50	97.8	25	31.75	0.55
DIN69871.A30 x MS2-60	107.8	32	31.75	0.80
DIN69871.A30 x MS3-75	122.8	40	31.75	0.85
DIN69871.A40 x MS1-45	113.4	25	44.45	1.20
DIN69871.A40 x MS1-50	118.4	25	44.45	1.30
DIN69871.A40 x MS2-50	118.4	32	44.45	1.50
DIN69871.A40 x MS2-60	128.4	32	44.45	1.56
DIN69871.A40 x MS3-75	143.4	40	44.45	1.80
DIN69871.A40 x MS4-95	163.4	48	44.45	2.40
DIN69871.A50 x MS1-45	146.75	25	69.85	4.05
DIN69871.A50 x MS2-60	161.75	32	69.85	4.40
DIN69871.A50 x MS3-65	166.75	40	69.85	4.50
DIN69871.A50 x MS4-95	196.75	48	69.85	4.90
DIN69871.A50 x MS5-100	201.75	61	69.85	5.10
DIN69871.A50 x MS5-105	206.75	61	69.85	5.15

1. 订购时请注明刀柄的标准形式。如需中心进水与法兰盘侧面进水冷却的刀柄，请标明AD/B型，如DIN69871.40AD/BXMS3-75。
 2. 根据需要可提供动平衡刀柄，标准精度为G6.3/12000rpm，精密精度为G2.5/20000rpm，订购时请注明具体精度。
1. When order please indicate the hilt the concrete form. if needs in the center cold and the flange water leakage hilt, please mark AD/B
 2. According to needs to be possible to provide the balanced hilt. the standard precision is G6.3/12000rpm, the precise precision is G2.5/20000rpm

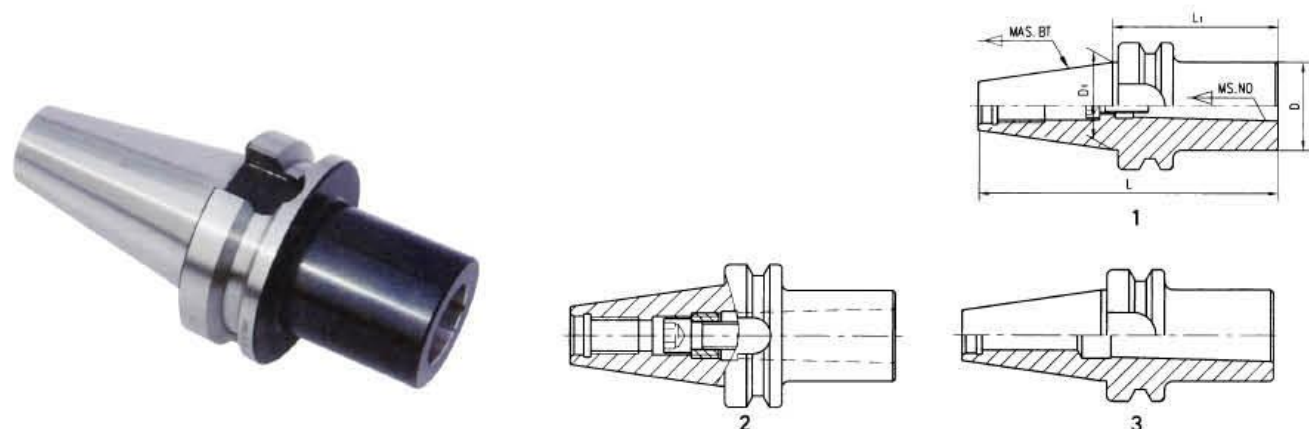
HT- 0088 CT锥数控莫氏变径套 (扁尾型) MORSE TAPER WITH TANG



订单号OrderNo. CTXMS.NO.T-L1	L	D	D1	重量 Wt(kg)
CT40XMS1-45	113.25	25	44.45	1.30
CT40XMS2-63	131.25	32	44.45	1.70
CT40XMS3-75	143.25	40	44.45	2.00
CT40XMS4-100	168.25	48	44.45	2.50
CT45XMS1-40	122.55	25	57.15	2.70
CT40XMS2-50	132.55	32	57.15	3.80
CT40XMS3-73	155.55	40	57.15	4.20
CT40XMS4-95	177.55	48	57.15	4.60
CT40XMS5-125	207.55	61	57.15	5.50
CT50XMS1-40	141.6	25	69.85	4.00
CT50XMS2-50	151.6	32	69.85	4.00
CT50XMS2-135	236.6	32	69.85	5.00
CT50XMS3-63	164.6	40	69.85	4.50
CT50XMS3-150	251.6	40	69.85	5.50
CT50XMS4-85	186.6	48	69.85	4.80
CT50XMS5-105	206.6	61	69.85	5.20

- 根据需要可提供动平衡刀柄，标准精度为G6.3/12000rpm，精密精度为G2.5/20000rpm，订购时请注明具体精度。
According to needs to be possible to provide the balanced hilt. the standard precision is G6.3/12000rpm, the precise precision is G2.5/20000rpm

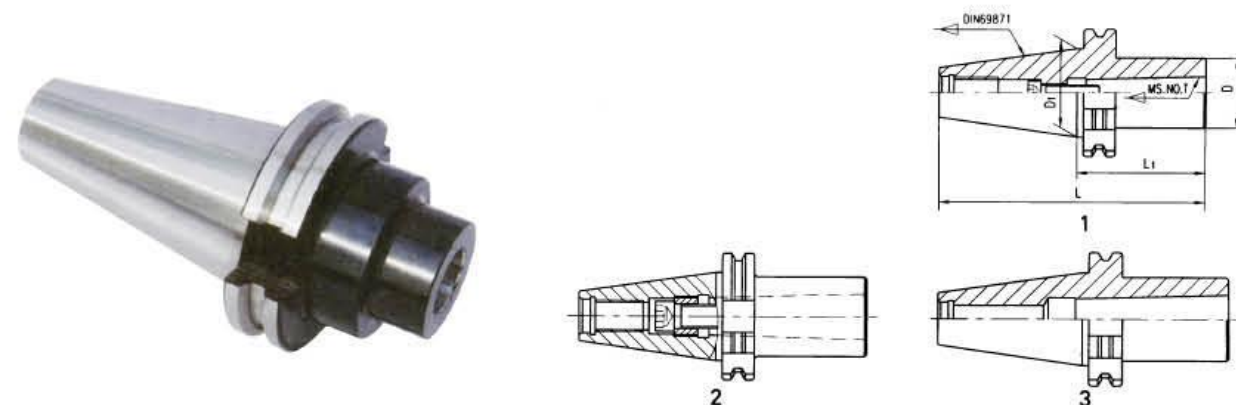
HT- 0089 数控莫氏变径套 (后拉型) MORSE TAPER (WITH DRAWBAR)



订单号Order NO. BT x MW.NO.T-L1	L	D	D1	示意图 Figure
BT40 x MW1-45	110.4	25	44.45	1
BT40 x MW2-60	125.4	32		1
BT40 x MW3-75	140.4	40		2
BT40 x MW3-90	155.4	40		2
BT40 x MW3-95	160.4	48		3
BT40 x MW3-100	165.4	48		2
BT50 x MW1-45	146.8	25		69.85
BT50 x MW2-45	146.8	32	1	
BT50 x MW2-60	161.8	32	1	
BT50 x MW3-60	161.8	40	1	
BT50 x MW3-75	176.8	40	1	
BT50 x MW4-80	181.8	48	3	
BT50 x MW4-100	201.8	48	2	
BT50 x MW5-100	201.8	63	3	
BT50 x MW5-120	201.8	63	2	

- 注: 1.示意图1所示的刀柄使用时需安装内六角螺钉
 2.示意图2所示的刀柄使用时需安装标准拉钉,订购时如需拉钉请注明
 3.示意图3所示的刀柄使用时需安装加长拉钉,订购时如需拉钉请注明
 4.订购时请注明刀柄的标准形式。如需中心进水与法兰盘侧面进水冷却的刀柄,请标明AD/B型,如BT40AD/BXMW3-75。
 5.根据需要可提供动平衡刀柄,标准精度为G6.3/12000rpm,精密精度为G2.5/20000rpm,订购时请注明具体精度。
- Note: 1. See figure 1, when the arbor being used. it is necessary to fix inner hex screw
 2. See figure 2, when the arbor bein used. it is necessary to fix standard knob, please note when order it
 3. See figure 3, when the arbor being used, it is necessary to fix extension knob, please onte when order it
 4. When order please indicate the hilt the concrete form. if needs in the center cold and the flange water leakage
 5. According to needs to be possible to provide the balanced hilt, the standard precision is G6.3/12000rpm, the precise precision is G2.5/20000rpm

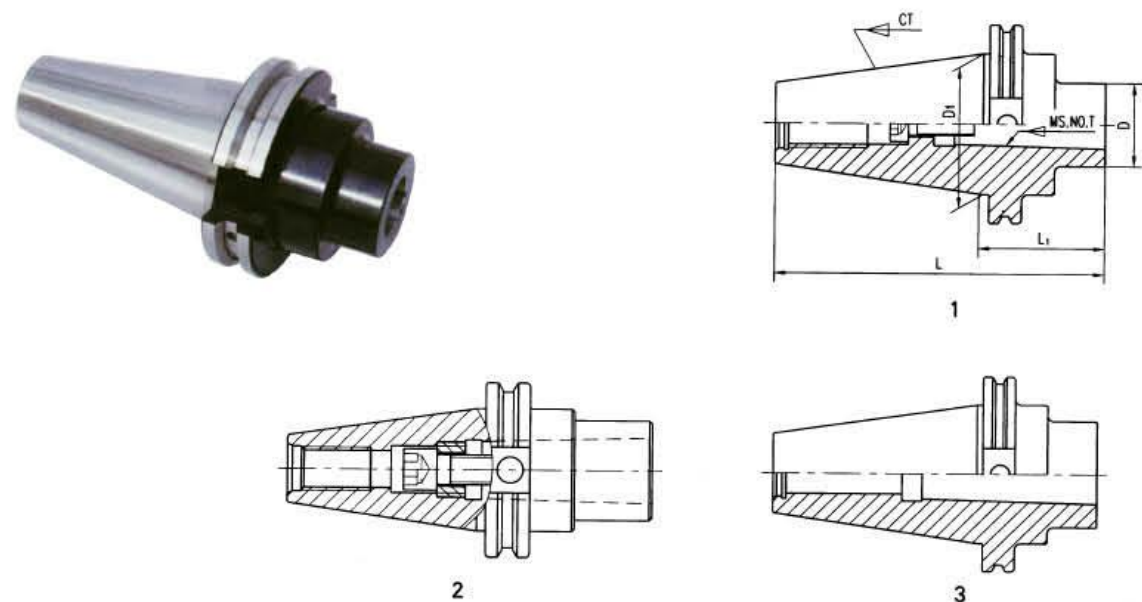
HT- 0090 DIN锥数控莫氏变径套 (后拉型) MORSE TAPER (WITH DRAWBAR)



订单号Order NO. DIN69871.A x MS.NO.T-L1	L	D	D1	示意图 Figure
DIN69871.A40XMW1-45	113.4	25	44.45	1
DIN69871.A40XMW2-60	128.4	32		1
DIN69871.A40XMW3-70	138.4	40		3
DIN69871.A40XMW3-80	148.4	40		2
DIN69871.A40XMW3-100	168.4	40		2
DIN69871.A40XMW4-90	158.4	48		3
DIN69871.A40XMW4-100	168.4	48		2
DIN69871.A50XMW1-45	146.8	25	69.85	1
DIN69871.A50XMW2-45	146.8	32		1
DIN69871.A50XMW3-60	161.8	40		1
DIN69871.A50XMW3-80	181.8	40		1
DIN69871.A50XMW4-80	181.8	48		3
DIN69871.A50XMW4-90	191.8	48		2
DIN69871.A50XMW4-120	221.8	48		2
DIN69871.A50XMW5-100	201.8	61		3
DIN69871.A50XMW5-120	221.8	61		2

- 注: 1.示意图1所示的刀柄使用时需安装内六角螺钉
 2.示意图2所示的刀柄使用时需安装标准拉钉,订购时如需拉钉请注明
 3.示意图3所示的刀柄使用时需安装加长拉钉,订购时如需拉钉请注明
 4.订购时请注明刀柄的标准形式。如需中心进水与法兰盘侧面进水冷却的刀柄,请标明AD/B型,如DIN69871.40AD/BXMW3-70。
 5.根据需要可提供动平衡刀柄,标准精度为G6.3/12000rpm,精密精度为G2.5/20000rpm,订购时请注明具体精度。
- Note: 1. See figure 1, when the arbor being used. it is necessary to fix inner hex screw
 2. See figure 2, when the arbor bein used. it is necessary to fix standard knob, please note when order it
 3. See figure 3, when the arbor being used, it is necessary to fix extension knob, please onte when order it
 4. When order please indicate the hilt the concrete form. if needs in the center cold and the flange water leakage hilt, please mark AD/B
 5. According to needs to be possible to provide the balanced hilt, the standard precision is G6.3/12000rpm, the precise precision is G2.5/20000rpm

HT-0091 数控莫氏变径套 (后拉型) MORSE TAPER (WITH DRAWBAR)



订单号Order NO. CT x MW.NO.T-L1	L	D	D1	示意图 Figure
CT40 x MW1-45	113.25	25	44.45	1
CT40 x MW2-60	128.25	32		1
CT40 x MW3-75	143.25	40		2
CT40 x MW3-90	158.25	40		2
CT40 x MW4-100	168.25	48		2
CT40 x MW4-120	188.25	48		2
CT50 x MW2-60	161.6	31.75	69.85	1
CT50 x MW3-60	161.6	41.28		1
CT50 x MW4-90	191.6	50.8		2
CT50 x MW5-100	201.6	69.85		3

- 注: 1.示意图1所示的刀柄使用时需安装内六角螺钉
 2.示意图2所示的刀柄使用时需安装标准拉钉, 订购时如需拉钉请注明
 3.示意图3所示的刀柄使用时需安装加长拉钉, 订购时如需拉钉请注明
 4.根据需要可提供动平衡刀柄, 标准精度为G6.3/12000rpm, 精密精度为G2.5/20000rpm, 订购时请注明具体精度。

- Note: 1. See figure 1, when the arbor being used, it is necessary to fix inner hex screw
 2. See figure 2, when the arbor being used, it is necessary to fix standard knob, please note when order it
 3. See figure 3, when the arbor being used, it is necessary to fix extension knob, please note when order it
 4. According to needs to be possible to provide the balanced hilt, the standard precision is G6.3/12000rpm, the precise precision is G2.5/20000rpm



HT-0092 BT锥数控混合插入式铣刀杆 COMBI SHELL END MILL ARBORS

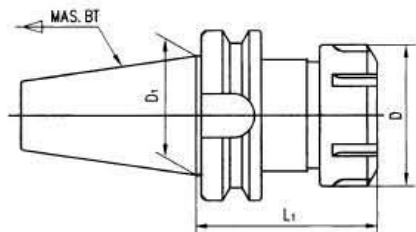


订单号Order NO. BT x d-L1	D	D1	重量Wt(kg)
BT30 x 16-55	32	31.75	1.00
BT30 x 22-55	40	31.75	1.20
BT30 x 27-55	48	31.75	1.20
BT30 x 32-60	58	31.75	1.50
BT30 x 40-60	70	31.75	2.30
BT40 x 16-55	32	44.45	1.20
BT40 x 16-100	32	44.45	1.50
BT40 x 22-55	40	44.45	1.25
BT40 x 22-100	40	44.45	1.85
BT40 x 27-55	48	44.45	1.50
BT40 x 27-100	48	44.45	2.00
BT40 x 32-60	58	44.45	1.20
BT40 x 32-100	58	44.45	2.30
BT40 x 40-60	70	44.45	2.00
BT40 x 40-100	70	44.45	3.00
BT50 x 16-63	32	69.85	3.60
BT50 x 16-100	32	69.85	4.00
BT50 x 22-70	40	69.85	3.70
BT50 x 22-100	40	69.85	4.00
BT50 x 27-70	48	69.85	4.00
BT50 x 27-100	48	69.85	4.40
BT50 x 32-70	58	69.85	4.20
BT50 x 32-100	58	69.85	4.70
BT50 x 40-75	70	69.85	4.50
BT50 x 40-100	70	69.85	5.50
BT50 x 50-75	90	69.85	4.60
BT50 x 50-125	90	69.85	7.20

1. 订购时请注明刀柄的标准形式。如需中心进水与法兰盘侧面进水冷却的刀柄, 请标明AD/B型, 如BT40AD/B x 32-60。
 2. 根据需要可提供动平衡刀柄, 标准精度为G6.3/12000rpm, 精密精度为G2.5/20000rpm, 订购时请注明具体精度。
 1. When order please indicate the hilt the concrete form. if needs in the center cold and the flange water leakage hilt, please mark AD/B
 2. According to needs to be possible to provide the balanced hilt. the standard precision is G6.3/12000rpm, the precise precision is G2.5/20000rpm



HT- 0093 BT锥数控铣夹头刀柄 MILLING CHUCK ARBORS

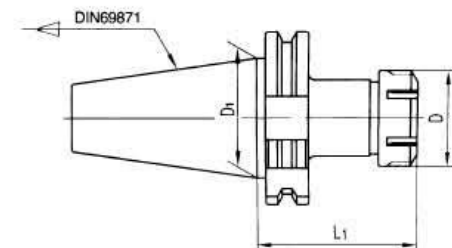


订单号Order NO. BT x ER-L1	D	D1	订单号Order NO. BT x ER-L1	D	D1
BT30 x ER16-70	28	31.75	BT45 x ER32-70	50	57.15
BT30 x ER20-70	34	31.75	BT45 x ER32-100	50	57.15
BT30 x ER25-70	42	31.75	BT45 x ER32-120	50	57.15
BT30 x ER32-70	50	31.75	BT45 x ER40-80	63	57.15
BT30 x ER40-80	63	31.75	BT45 x ER40-100	63	57.15
BT40 x ER16-70	28	44.45	BT45 x ER40-120	63	57.15
BT40 x ER20-70	34	44.45	BT50 x ER16-70	28	69.85
BT40 x ER20-100	34	44.45	BT50 x ER16-90	28	69.85
BT40 x ER20-150	34	44.45	BT50 x ER16-135	28	69.85
BT40 x ER25-60	42	44.45	BT50 x ER20-70	34	69.85
BT40 x ER25-70	42	44.45	BT50 x ER20-90	34	69.85
BT40 x ER25-90	42	44.45	BT50 x ER20-135	34	69.85
BT40 x ER25-100	42	44.45	BT50 x ER20-150	34	69.85
BT40 x ER25-150	42	44.45	BT50 x ER20-165	34	69.85
BT40 x ER32-70	50	44.45	BT50 x ER25-70	42	69.85
BT40 x ER32-100	50	44.45	BT50 x ER25-135	42	69.85
BT40 x ER32-150	50	44.45	BT50 x ER25-165	42	69.85
BT40 x ER40-70	63	44.45	BT50 x ER32-70	50	69.85
BT40 x ER40-80	63	44.45	BT50 x ER32-80	50	69.85
BT40 x ER40-120	63	44.45	BT50 x ER32-100	50	69.85
BT40 x ER40-150	63	44.45	BT50 x ER32-120	50	69.85
BT45 x ER16-70	28	57.15	BT50 x ER40-80	63	69.85
BT45 x ER20-70	34	57.15	BT50 x ER40-100	63	69.85
BT45 x ER20-100	34	57.15	BT50 x ER40-120	63	69.85
BT45 x ER25-70	42	57.15	BT50 x ER40-135	63	69.85
BT45 x ER25-90	42	57.15	BT50 x ER50-90	78	69.85
BT45 x ER25-100	42	57.15	BT50 x ER50-120	78	69.85

1. 订购时请注明刀柄的标准形式。如需中心进水与法兰盘侧面进水冷却的刀柄，请标明AD/B型，如DIN69871.40AD/B x 27-55。
 2. 根据需要可提供动平衡刀柄，标准精度为G6.3/12000rpm，精密精度为G2.5/20000rpm，订购时请注明具体精度。
1. When order please indicate the hilt the concrete form.if needs in the center cold and the flange water leakage hilt, please mark AD/B
 2. According to needs to be possible to provide the balanced hilt.the standard precision is G6.3/12000rpm,the precise precision is G2.5/20000rpm



HT- 0094 DIN69871锥数控铣夹头刀柄 MILLING CHUCK ARBORS

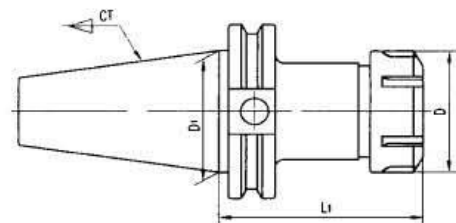


订单号OrderNo. DIN69871.AxER-L1	D	D1	订单号OrderNo. DIN69871.AxER-L1	D	D1
DIN69871.A30 X ER11-80	19	31.75	DIN69871.A40 X ER40-120	63	44.45
DIN69871.A30 X ER16-63	28	31.75	DIN69871.A40 X ER40-150	63	44.45
DIN69871.A30 X ER20-63	34	31.75	DIN69871.A50 X ER16-70	28	69.85
DIN69871.A30 X ER25-63	42	31.75	DIN69871.A50 X ER16-100	28	69.85
DIN69871.A40 X ER11-80	19	44.45	DIN69871.A50 X ER16-160	28	69.85
DIN69871.A40 X ER16-63	28	44.45	DIN69871.A50 X ER20-70	34	69.85
DIN69871.A40 X ER16-70	28	44.45	DIN69871.A50 X ER20-100	34	69.85
DIN69871.A40 X ER16-100	28	44.45	DIN69871.A50 X ER20-135	34	69.85
DIN69871.A40 X ER16-120	28	44.45	DIN69871.A50 X ER20-160	34	69.85
DIN69871.A40 X ER20-70	34	44.45	DIN69871.A50 X ER25-70	42	69.85
DIN69871.A40 X ER20-100	34	44.45	DIN69871.A50 X ER25-100	42	69.85
DIN69871.A40 X ER20-160	34	44.45	DIN69871.A50 X ER25-150	42	69.85
DIN69871.A40 X ER25-60	42	44.45	DIN69871.A50 X ER32-80	50	69.85
DIN69871.A40 X ER25-70	42	44.45	DIN69871.A50 X ER32-100	50	69.85
DIN69871.A40 X ER25-100	42	44.45	DIN69871.A50 X ER32-120	50	69.85
DIN69871.A40 X ER25-150	42	44.45	DIN69871.A50 X ER32-160	50	69.85
DIN69871.A40 X ER32-70	50	44.45	DIN69871.A50 X ER40-80	63	69.85
DIN69871.A40 X ER32-80	50	44.45	DIN69871.A50 X ER40-120	63	69.85
DIN69871.A40 X ER32-100	50	44.45	DIN69871.A50 X ER40-160	63	69.85
DIN69871.A40 X ER32-120	50	44.45	DIN69871.A50 X ER50-90	78	69.85
DIN69871.A40 X ER32-150	50	44.45	DIN69871.A50 X ER50120	78	69.85
DIN69871.A40 X ER40-80	63	44.45	DIN69871.A50 X ER50-160	78	69.85
DIN69871.A40 X ER40-100	63	44.45	DIN69871.A50 X ER50-200	78	69.85

1. 订购时请注明刀柄的标准形式。如需中心进水与法兰盘侧面进水冷却的刀柄，请标明AD/B型，如DIN69871.40AD/B x ER32-70。
 2. 根据需要可提供动平衡刀柄，标准精度为G6.3/12000rpm，精密精度为G2.5/20000rpm，订购时请注明具体精度。
1. When order please indicate the hilt the concrete form.if needs in the center cold and the flange water leakage hilt, please mark AD/B
 2. According to needs to be possible to provide the balanced hilt.the standard precision is G6.3/12000rpm,the precise precision is G2.5/20000rpm



HT- 0095 CT 锥数控铣夹头刀柄 MILLING CHUCK ARBORS

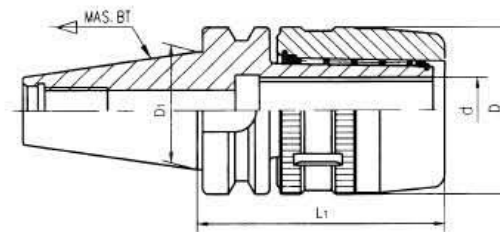


订单号OrderNo. CTxER-L1	D	D1	订单号OrderNo. CTxER-L1	D	D1
CT40XER16-63	28	44.45	CT40XER50-80	78	44.45
CT40XER16-70	28	44.45	CT40XER50-100	78	44.45
CT40XER16-100	28	44.45	CT50XER16-70	28	69.85
CT40XER16-120	28	44.45	CT50XER16-90	28	69.85
CT40XER16-125	28	44.45	CT50XER16-105	28	69.85
CT40XER16-150	28	44.45	CT50XER16-135	28	69.85
CT40XER20-70	34	44.45	CT50XER20-70	34	69.85
CT40XER20-90	34	44.45	CT50XER20-90	34	69.85
CT40XER20-100	34	44.45	CT50XER20-105	34	69.85
CT40XER20-105	34	44.45	CT50XER20-135	34	69.85
CT40XER20-135	34	44.45	CT50XER20-150	34	69.85
CT40XER20-150	34	44.45	CT50XER20-165	34	69.85
CT40XER25-70	42	44.45	CT50XER25-70	42	69.85
CT40XER25-90	42	44.45	CT50XER25-105	42	69.85
CT40XER25-100	42	44.45	CT50XER25-135	42	69.85
CT40XER25-125	42	44.45	CT50XER25-165	42	69.85
CT40XER25-150	42	44.45	CT50XER32-70	50	69.85
CT40XER32-70	50	44.45	CT50XER32-80	50	69.85
CT40XER32-100	50	44.45	CT50XER32-100	50	69.85
CT40XER32-120	50	44.45	CT50XER32-120	50	69.85
CT40XER32-150	50	44.45	CT50XER40-80	63	69.85
CT40XER40-70	63	44.45	CT50XER40-100	63	69.85
CT40XER40-80	63	44.45	CT50XER40-120	63	69.85
CT40XER40-100	63	44.45	CT50XER40-150	63	69.85
CT40XER40-120	63	44.45	CT50XER50-90	78	69.85
CT40XER40-150	63	44.45	CT50XER50-120	78	69.85

根据需要可提供动平衡刀柄，标准精度为G6.3/12000rpm，精密精度为G2.5/20000rpm，订购时请注明具体精度。
According to needs to be possible to provide the balanced hilt.the standard precision is G6.3/12000rpm,the precise precise precision is G2.5/20000rpm



HT- 0096 JM71系列数控滚针式铣夹头 MILLING CHUCK ARBORS



订单号Order NO. BT x JM71-L1	d	D	D1
BT40 x JM7112-86	16	50	44.45
BT40 x JM7116-90	22	56	
BT40 x JM7116-100	22	56	
BT40 x JM7116-135	22	56	
BT40 x JM7120-100	25	63	
BT40 x JM7120-105	25	63	
BT40 x JM7125-100	32	70	
BT40 x JM7125-105	32	70	
BT40 x JM7125-135	32	70	
BT40 x JM7132-115	42	90	
BT50 x JM7116-100	22	56	69.85
BT50 x JM7125-110	32	70	
BT50 x JM7125-150	32	70	
BT50 x JM7132-120	42	90	
BT50 x JM7132-150	42	90	
BT50 x JM7132-160	42	90	

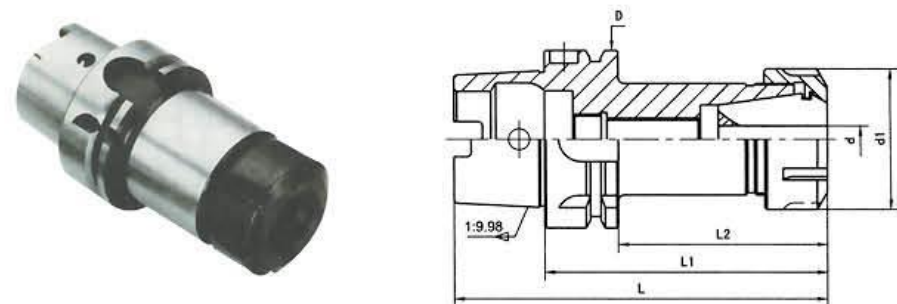
HT- 0097 JM71系列数控滚针式铣夹头 MILLING CHUCK ARBORS



订单号Order NO. DIN69871.A x JM71-L1	d	D	D1	
DIN69871.A40 x JM7112-90	16	50	44.45	
DIN69871.A40 x JM7116-100	22	56		
DIN69871.A40 x JM7116-120	22	56		
DIN69871.A40 x JM7120-105	25	63		
DIN69871.A40 x JM7125-100	32	70		
DIN69871.A40 x JM7125-105	32	70		
DIN69871.A40 x JM7125-135	32	70		
DIN69871.A40 x JM7132-135	42	90		
DIN69871.A50 x JM7116-110	22	56		69.85
DIN69871.A50 x JM7116-150	22	56		
DIN69871.A50 x JM7125-150	32	70		
DIN69871.A50 x JM7125-165	32	70		
DIN69871.A50 x JM7132-120	42	90		
DIN69871.A50 x JM7132-150	42	90		
DIN69871.A50 x JM7132-165	42	90		



HT-009701 HSK(A型) ER 铣刀柄 ER COLLET CHUCK



mm

订单号 Order No	夹持范围 clamping range	L	L2	D	d1
HSK40AXER20-80	1-13	100	60	40	34
HSK40AXER25-80	1-16	100	60	40	42
HSK50AXER16-80	1-10	105	54	50	28
HSK50AXER16-100	1-10	125	74	50	28
HSK50AXER25-80	1-16	105	54	50	42
HSK50AXER25-100	1-16	125	74	50	42
HSK50AXER32-100	2-20	125	74	50	50
HSK50AXER32-120	2-20	145	94	50	50
HSK63AXER16-80	1-10	112	54	63	28
HSK63AXER16-100	1-10	132	74	63	28
HSK63AXER25-80	1-16	112	54	63	42
HSK63AXER25-100	1-16	132	74	63	42
HSK63AXER25-120	1-16	152	94	63	42
HSK63AXER32-80	2-20	112	54	63	50
HSK63AXER32-100	2-20	132	74	63	50
HSK63AXER32-120	2-20	152	94	63	50
HSK63AXER40-80	3-26	112	54	63	63
HSK63AXER40-100	3-26	132	74	63	63
HSK63AXER40-120	3-26	152	94	63	63
HSK100AXER25-100	1-16	150	71	100	42
HSK100AXER25-120	1-16	170	91	100	42
HSK100AXER32-100	2-20	150	71	100	50
HSK100AXER32-120	2-20	170	91	100	50
HSK100AXER40-100	3-26	150	71	100	63
HSK100AXER40-120	3-26	170	91	100	63

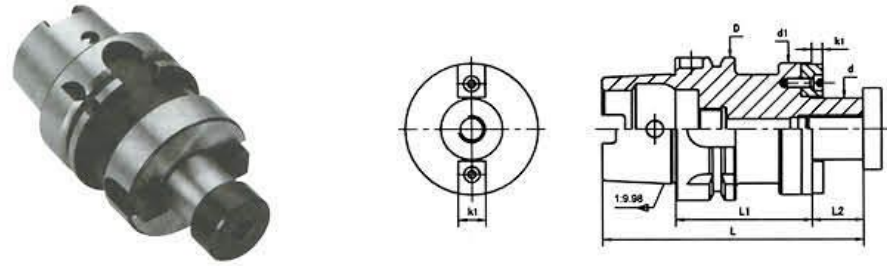
HT-009702 HSK (A型) 立铣刀杆 END MILL HOLDER



mm

订单号 Order No.	L	L2	L3	L4	D	d1	T
HSK50AX6-65	90	39	18	-	50	25	M6X1.0
HSK50AX8-65	90	39	18	-	50	28	M8X1.25
HSK50AX10-65	90	39	20	-	50	35	M10X1.5
HSK50AX12-80	105	54	22.5	-	50	42	M12X1.75
HSK50AX14-80	105	54	22.5	-	50	44	M12X1.75
HSK50AX16-80	105	54	24	-	50	48	M14X2.0
HSK50AX18-80	105	54	24	-	50	50	M14X2.0
HSK50AX20-80	105	54	25	-	50	52	M16x2.0
HSK63AX6-65	97	39	18	-	63	25	M6X1.0
HSK63AX8-65	97	39	18	-	63	28	M8X1.25
HSK63AX10-65	97	39	20	-	63	35	M10X1.5
HSK63AX12-80	112	54	22.5	-	63	42	M12X1.75
HSK63AX14-80	112	54	22.5	-	63	44	M12X1.75
HSK63AX16-80	112	54	24	-	63	48	M14X2.0
HSK63AX18-80	112	54	24	-	63	50	M14x2.0
HSK63AX20-80	112	54	25	-	63	52	M16x2.0
HSK63AX25-110	142	84	24	25	63	65	M18X1.0
HSK63AX32-110	142	84	24	28	63	72	M20X2.0
HSK100AX6-80	130	51	18	-	100	25	M6X1.0
HSK100AX8-80	130	51	18	-	100	28	M8X1.25
HSK100AX10-80	130	51	20	-	100	35	M10X1.5
HSK100AX12-80	130	51	22.5	-	100	42	M12X1.75
HSK100AX14-80	130	51	22.5	-	100	44	M12X1.75
HSK100AX16-100	150	71	24	-	100	48	M14X2.0
HSK100AX18-100	150	71	24	-	100	50	M14X2.0
HSK100AX20-100	150	71	25	-	100	52	M16x2.0
HSK100AX25-100	150	71	24	25	100	65	M18X1.0
HSK100AX32-100	150	71	24	28	100	72	M20X2.0
HSK100AX40-100	150	71	30	32	100	90	M20X2.0

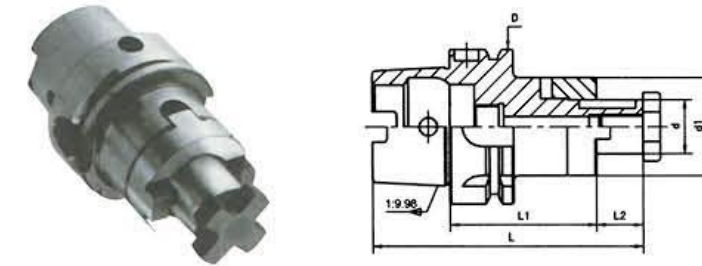
HT-009703 HSK (A) 型套式铣刀杆 SHELL END MILL HOLDER



mm

订单号 Order No	L	L2	D	d1	k1	k2
HSK40AX16-50	87	17	40	38	3.8	8
HSK40AX22-60	99	19	40	47	4.8	10
HSK40AX27-60	101	21	40	58	5.8	12
HSK40AX32-60	104	24	40	66	6.8	14
HSK50AX16-50	92	17	50	38	3.8	8
HSK50AX22-60	104	19	50	47	4.8	10
HSK50AX27-60	106	21	50	58	5.8	12
HSK50AX32-60	109	24	50	66	6.8	14
HSK63AX16-50	99	17	63	38	3.8	8
HSK63AX22-60	101	19	63	47	4.8	10
HSK63AX27-60	113	21	63	58	5.8	12
HSK63AX32-60	116	24	63	66	6.8	14
HSK63AX40-60	119	27	63	82	8.3	16
HSK100AX22-50	119	19	100	47	4.8	10
HSK100AX27-50	121	21	100	58	5.8	12
HSK100AX32-50	124	24	100	66	6.8	14
HSK100AX40-60	137	27	100	82	8.3	16
HSK100AX50-70	150	30	100	95	9.7	19

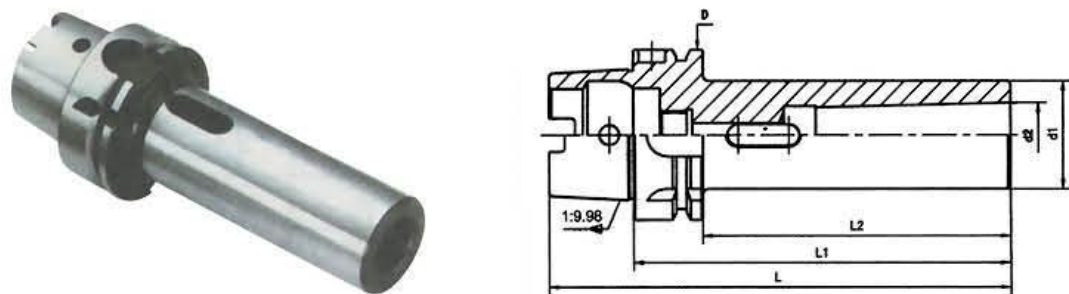
HT-009704 HSK(A 型) 混合插入式铣刀杆 COMBI SHELL END MILL HOLDER MM



mm

订单号 Order No HSK.AXd-L1	L	L2	D	d1
HSK50AX16-50	92	17	50	32
HSK50AX22-50	94	19	50	40
HSK50AX27-65	111	21	50	48
HSK50AX32-65	114	24	50	58
HSK63AX16-60	109	17	63	32
HSK63AX22-60	111	19	63	40
HSK63AX27-60	113	21	63	48
HSK63AX32-60	116	24	63	58
HSK63AX40-70	129	27	63	70
HSK100AX22-60	127	17	100	32
HSK100AX27-60	129	19	100	40
HSK100AX32-60	131	21	100	48
HSK100AX40-60	134	24	100	58
HSK100AX50-70	147	27	100	70
HSK100AX50-80	160	30	100	90

HT-009705 HSK(A型)变径套 MORSE TAPER ADAPTER



订单号 Order No	L	L2	D	d1	d2
HSK50AXMS1-100	125	74	50	25	12.065
HSK50AXMS2-120	145	94	50	32	17.78
HSK50AXMS3-140	165	114	50	40	23.825
HSK60AXMS1-100	132	74	63	25	12.065
HSK60AXMS2-120	152	94	63	32	17.78
HSK60AXMS3-140	172	114	63	40	23.825
HSK60AXMS4-160	192	134	63	48	31.267
HSK100AXMS1-110	160	81	100	25	12.065
HSK100AXMS2-120	170	91	100	32	17.78
HSK100AXMS3-150	200	121	100	40	23.825
HSK100AXMS4-170	220	141	100	48	31.267
HSK100AXMS5-200	250	171	100	63	44.399

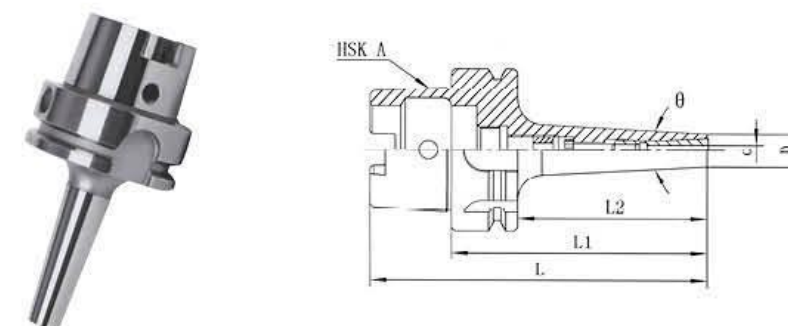
HT-009706 HSK SDC 夹头刀柄 COLLET CHUCK

无螺帽的后拉式筒夹设计, 刚性强稳定性高

建议使用扭力扳手, 不要超过推荐值的 30%, 过高的扭力, 可能导致刀柄的变形

Collet nut design no pull, strong stability and high rigidity

The recommended torque wrench, do not exceed the recommended value of 30%, high torque, the deformation may lead



订单号 Order No		L	L1	L2	θ	D	d(夹持范围)	推荐扭力
HSK63A	SDC6-95	127	95	69	6°	14	3 ~ 6	5Nm
	SDC6-120	152	120	94	6°	14	3 ~ 6	5Nm
	SDC6-150	182	150	124	6°	14	3 ~ 6	5Nm
	SDC8-100	132	100	74	6°	22	3 ~ 8	7Nm
	SDC8-120	152	120	94	6°	22	3 ~ 8	7Nm
	SDC8-150	182	150	124	6°	22	3 ~ 8	7Nm
	SDC12-120	152	120	94	-	34	3 ~ 12	12Nm
HSK100A	SDC6-110	160	110	81	6°	14	3 ~ 6	5Nm
	SDC6-150	200	150	121	6°	14	3 ~ 6	5Nm
	SDC8-120	170	120	91	6°	22	3 ~ 8	7Nm
	SDC8-150	200	150	121	6°	22	3 ~ 8	7Nm
	SDC12-120	170	120	91	-	34	3 ~ 12	12Nm

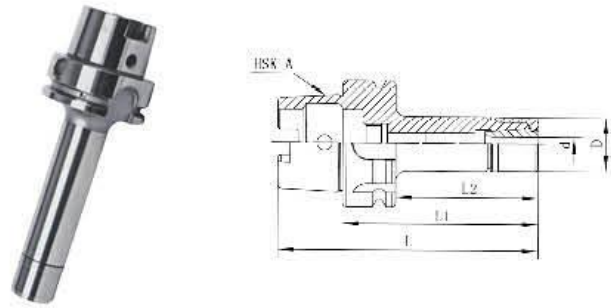
mm

HT-009707

HSK GSK 夹头刀柄 COLLET CHUCK

筒夹采用单边 4° 设计, 重复装夹精度更高
全圆螺帽设计, 噪音低、风阻小, 适合高速

The design uses 4 deg collet clamp unilateral, high precision repeat loading
All-round nut design, low noise, small wind resistance, suitable for high speed



mm

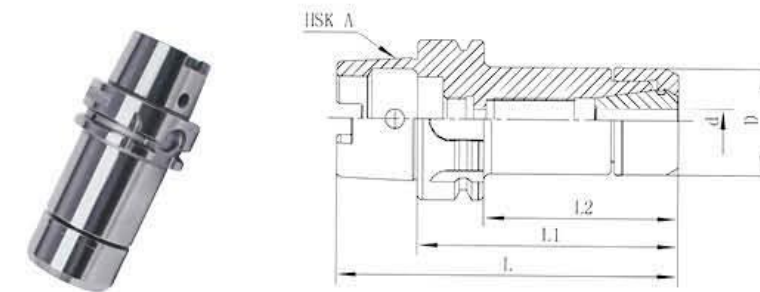
订单号 Order No	L	L1	L2	D	d(夹持范围)	
HSK63A	GSK06-70	102	70	44	19.5	2~6
	GSK06-100	132	100	74	19.5	2~6
	GSK06-130	162	130	104	19.5	2~6
	GSK10-70	102	70	44	27.5	3~10
	GSK10-100	132	100	74	27.5	3~10
	GSK10-130	162	130	104	27.5	3~10
	GSK10-160	192	160	134	27.5	3~10
	GSK13-70	102	70	44	36	3~13
	GSK13-100	132	100	74	36	3~13
	GSK13-130	162	130	104	36	3~13
	GSK13-160	192	160	134	36	3~13
	GSK16-70	102	70	44	40.5	3~16
	GSK16-100	132	100	74	40.5	3~16
	GSK16-130	162	130	104	40.5	3~16
	GSK16-160	192	160	134	40.5	3~16
	GSK20-70	102	70	44	48.5	3~20
	GSK20-100	132	100	74	48.5	3~20
	GSK20-130	162	130	104	48.5	3~20
	GSK20-160	192	160	134	48.5	3~20
	GSK25-100	132	100	74	55.5	6~25
GSK25-130	162	130	104	55.5	6~25	
HSK100A	GSK10-100	150	100	71	27.5	3~10
	GSK10-160	210	160	131	27.5	3~10
	GSK13-100	150	100	71	36	3~13
	GSK13-160	210	160	131	36	3~13
	GSK16-100	150	100	71	40.5	3~16
	GSK16-160	210	160	131	40.5	3~16
	GSK20-100	150	100	71	48.5	3~20
	GSK20-160	210	160	131	48.5	3~20
GSK25-100	150	100	71	55.5	6~25	
GSK25-160	210	160	131	55.5	6~25	

HT-009708

HSK GER 夹头刀柄 COLLET CHUCK

装入筒夹和更换刀具, 必须把螺帽和主体螺纹清理干净, 并添加润滑脂, 否则会造成螺纹损坏
全员无偏心螺帽设计, 噪音低、风阻少, 适合高速

Into the collet and replacement of cutting tools, must clean up the thread of nut and ontology, and add grease, otherwise it will cause damage to the screw thread
Full circle-no eccentric nut design, low noise, small wind resistance, suitable for high speed



mm

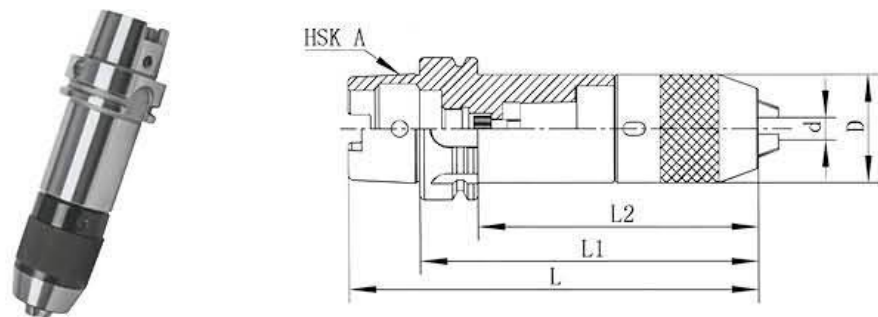
订单号 Order No	L	L1	L2	D	d(夹持范围)		
HSK63A	GER16-75	102	75	49	27.5	1~10	
	GER16-100	132	100	74	27.5	1~10	
	GER16-130	162	130	104	27.5	1~10	
	GER16-160	192	160	134	27.5	1~10	
	GER20-75	102	75	49	30.5	1~13	
	GER20-100	132	100	74	30.5	1~13	
	GER20-130	162	130	104	30.5	1~13	
	GER20-160	192	160	134	30.5	1~13	
	GER25-75	102	75	49	35.5	3~16	
	GER25-100	132	100	74	35.5	3~16	
	GER25-130	162	130	104	35.5	3~16	
	GER25-160	192	160	134	35.5	3~16	
	GER32-75	102	75	49	48.5	3~20	
	GER32-100	132	100	74	48.5	3~20	
	GER32-130	162	130	104	48.5	3~20	
	GER32-160	192	160	134	48.5	3~20	
	HSK 100A	GER16-100	150	100	71	27.5	1~10
		GER16-160	210	160	131	27.5	1~10
		GER20-100	150	100	71	30.5	1~13
		GER20-160	210	160	131	30.5	1~13
GER25-100		150	100	71	35.5	3~16	
GER25-160		210	160	131	35.5	3~16	
GER32-100		150	100	71	48.5	3~20	
GER32-160		210	160	131	48.5	3~20	

HT-009709

HSK APU 一体式钻夹头刀柄 KEYLESS DRILL CHUCK

刀柄和夹头结合为一体，即使作重切屑加工，夹头也不会脱落
操作容易、快速方便、安全性高、不易松脱

The handle and the chuck is combined,even for heavy cutting processing,chuck will not fall off
Fast,easy operation,high safety



订单号 Order No		L	L1	D	d(夹持范围)
HSK63A	APU08-120	152	120	38	1~8
	APU13-155	187	155	50	1~13
	APU16-160	192	160	58	3~16
HSK100A	APU13-160	210	160	50	1~13
	APU16-165	215	165	58	3~ 16

HT-009710

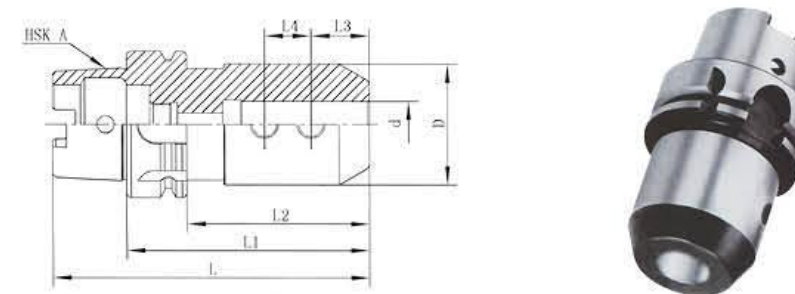
HSK SLN 侧固式刀柄 SIDE LOCK HOLDER

夹持孔径公差 H5

Φ20 以内一只锁固螺钉，Φ25 以上两只锁固螺钉

The clamping hole tolerance H5

With less than 20mm a locking screw,with a diameter of 25mm above two locking screw



订单号 Order No		L	L1	L2	L3	L4	D	d
HSK63A	SLN06-65	97	65	29	18	-	25	6
	SLN08-65	97	65	39	18	-	28	8
	SLN10-65	97	65	39	20	-	35	10
	SLN12-80	112	80	54	22.5	-	42	12
	SLN16-80	112	80	54	24	-	48	16
	SLN20-80	112	80	54	25	-	52	20
	SLN25-110	142	110	84	24	25	57	25
	SLN32-110	142	110	84	24	28	63	32
HSK 100A	SLN06-80	130	80	51	18	-	25	6
	SLN08-80	130	80	51	18	-	28	6
	SLN10-80	130	80	51	20	-	35	10
	SLN12-80	130	80	51	22.5	-	42	12
	SLN16-100	150	100	71	24	-	48	16
	SLN20-100	150	100	71	25	-	52	20
	SLN25-120	170	120	91	24	25	57	25
	SLN32-120	170	120	91	24	28	63	32
SLN40-120	170	120	91	30	32	72	40	

HT-009711

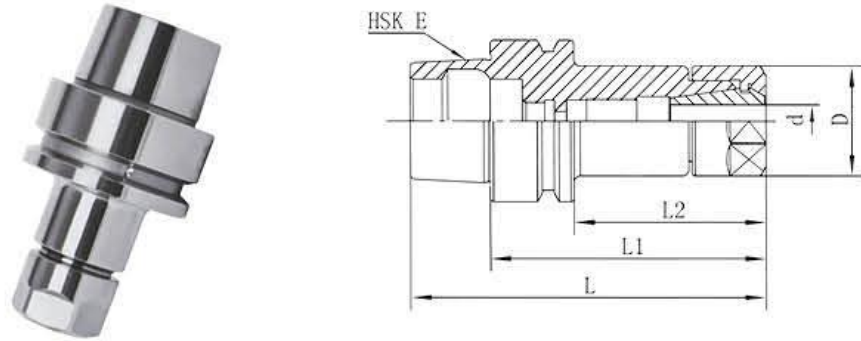
HSK (E) ER 夹头刀柄 COLLET CHUCK

装入筒夹和更换刀具，必须把螺帽和主体螺纹清理干净，并添加润滑脂，否则会造成螺纹损坏装置时筒夹必须先置入螺帽，再装入刀具，接着锁固本体

刀具置入筒夹内孔，必须超出筒夹有效夹持长度，避免不当锁固，造成损坏

A collet and replacement of cutting tools,screw nut and body must be clean,and add grease,Otherwise it will cause damage to the thread

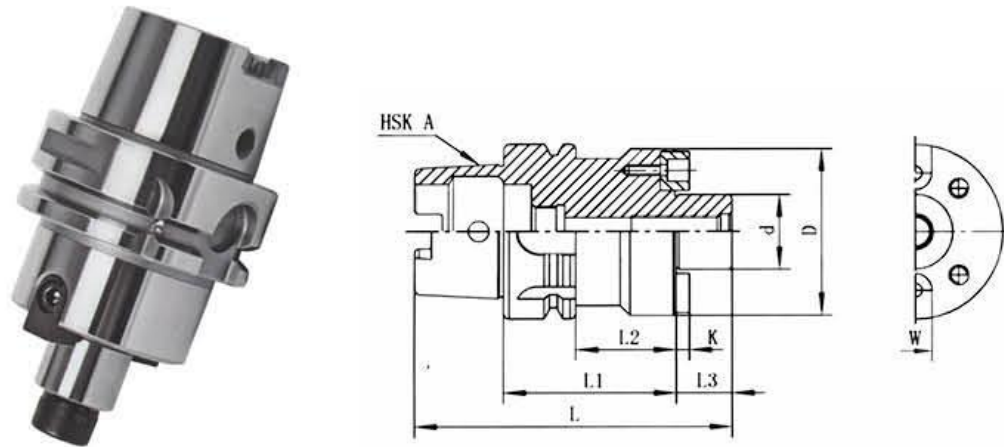
The device must be placed when the collet nut,and then into the tool,then the lock body The placement tool collet hole,clamping collet must exceed effective length,to avoid improper locking dama



mm

订单号 Order No	L	L1	L2	D	d (夹持范围)	
HSK40E	ER16-65	85	65	45	28	1~10
	ER20-65	85	65	45	34	1~13
	ER25-70	90	70	50	42	3~16
	ER32-70	90	70	50	50	3~20
HSK50E	ER16-70	95	70	44	28	1~10
	ER20-70	95	70	44	34	1~13
	ER25-70	95	70	44	42	3~16
	ER32-80	105	80	54	50	3~20

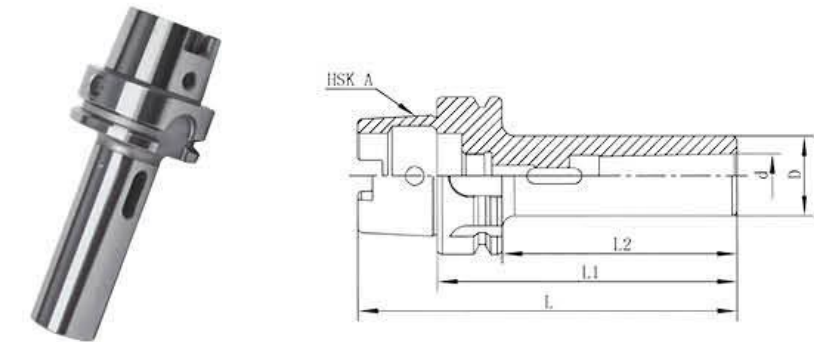
HT-009712 HSK FMB 面铣刀杆 FACE MILL ARBOR



订单号 Order No	L	L1	L2	L3	d	D	K	W	
HSK63A	FMB16-50	99	50	24	17	16	32	3.8	8
	FMB16-100	149	100	74	17	16	32	3.8	8
	FMB22-50	100	50	24	18	22	48	4.8	10
	FMB22-100	150	100	74	18	22	48	4.8	10
	FMB27-60	112	60	44	20	27	60	5.8	12
	FMB27-100	152	100	74	20	27	60	5.8	12
	FMB32-60	114	60	44	22	32	63	6.8	14
	FMB32-100	154	100	74	22	32	63	6.8	14
HSK100A	FMB40-60	117	60	44	25	40	75	8.3	16
	FMB22-60	128	60	31	18	22	48	4.8	10
	FMB22-100	168	100	71	18	22	48	4.8	10
	FMB27-60	130	60	31	20	27	60	5.8	12
	FMB27-100	170	100	71	20	27	60	5.8	12
	FMB32-60	132	60	31	22	32	63	6.8	14
FMB32-100	172	100	71	22	32	63	6.8	14	
FMB40-60	135	60	31	25	40	85	8.3	16	

平面铣刀配合部位 (d) 轴系公差 h6
The face milling cutter with parts (d) shaft tolerance h6

HT-009713 HSK MTA 莫式锥度刀柄 MORSE TAPER HOLDER

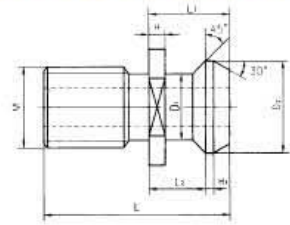


用于带莫式锥度的钻头刀具、装卸刀具时间短、容易操作
For Morse taper drill tool, tool handling time is short, easy to operate

mm

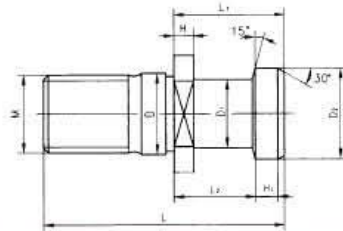
" 订单号 Order No."		L	L1	L2	D	d
HSK63A	MTA1-100	132	100	74	25	12.065
	MTA2-120	152	120	94	32	17.78
	MTA3-140	172	140	114	40	23.825
	MTA4-160	192	160	134	50	31.267
HSK100A	MTA1-110	160	110	81	25	12.065
	MTA2-120	170	120	91	32	17.78
	MTA3-150	200	150	121	40	23.825
	MTA4-170	220	170	141	50	31.267

HT- 0098 ANSI/ASME B5.50-1985 拉钉 RETENTION KNOB



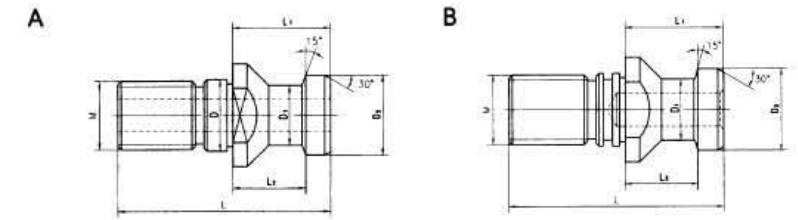
订单号Order NO.	D1	D2	M	L	L1	L2	H	H1
LDA-30	9.78	13.21	1/2"-13	27.94	11.68	8.13	2.54	1.01
LDA-40	12.45	18.80	5/8"-11	38.10	16.26	11.18	3.05	1.52
LDA-45	15.37	23.88	3/4"-10	45.72	20.83	14.73	4.06	2.03
LDA-50	20.83	28.96	1"-8	58.42	25.4	17.78	5.08	2.54

HT- 0099 ISO/DIS7388/2-1984A 拉钉 RETENTION KNOB



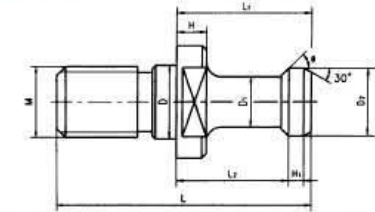
订单号Order NO.	D	D1	D2	M	L	L1	L2	H	H1
LD1-30A	13	8	12	M12	44	24	19	4	3
LD1-40A	17	14	19	M16	54	26	20	4	4
LD1-45A	21	17	23	M20	65	30	23	5	5
LD1-50A	25	21	28	M24	74	34	25	6	7

HT- 0100 DIN69872-1988 拉钉 RETENTION KNOB



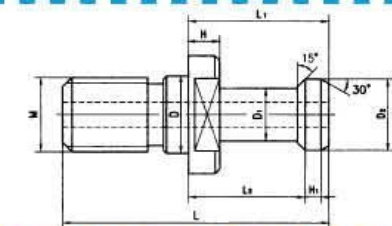
订单号Order NO.	D	D1	D2	M	L	L1	L2
LDD-30A(B)	13	9	13	M12	44	24	19
LDD-40A(B)	17	14	19	M16	54	26	20
LDD-45A(B)	21	17	23	M20	65	30	23
LDD-50A(B)	25	21	28	M24	74	34	25

HT- 0101 MAS403-1982 拉钉 RETENTION KNOB



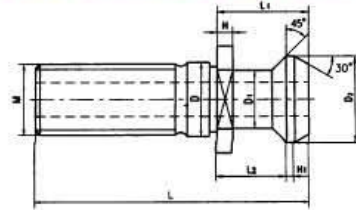
订单号Order NO.	D	D1	D2	M	L	L1	L2	H	H1	θ		
LDB-P30T(θ)	12.5	7	11	M12	43	23	18	5	2.5	45°	60°	90°
LDB-P40T(θ)	17	10	15	M16	60	35	28	6	3	45°	60°	90°
LDB-P45T(θ)	21	14	19	M20	70	40	31	8	4	45°	60°	90°
LDB-P50T(θ)	25	17	23	M24	85	45	35	10	5	45°	60°	90°

HT- 0102 JIS B6339-1986 拉钉 RETENTION KNOB



订单号Order NO.	D	D1	D2	M	L	L1	L2	H	H1
LDJ-30P	12.5	8	12	M12	43	23.4	18.4	5	3
LDJ-35P	12.5	11	15	M12	44	24	19	5	3
LDJ-40P	17	14	19	M16	54	29	23	7	3
LDJ-45P	21	17	23	M20	60	30	23	7	4
LDJ-50P	25	21	28	M24	74	34	25	7	5
LDJ-55P	31	27	36	M30	98	48	36	11	7

HT-0103 ISO/DIS7388/2-1984B 拉钉 RETENTION KNOB

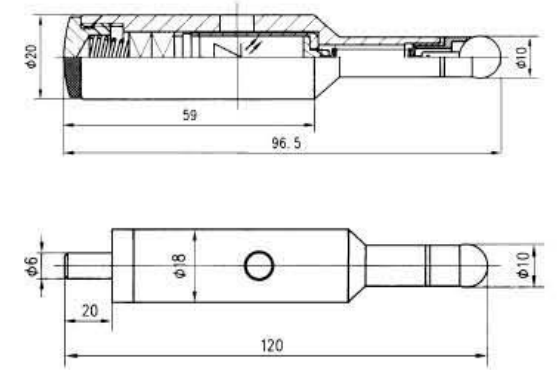


订单号Order NO.	D	D1	D2	M	L	L1	L2	H	H1
LD1-30B	13	9.3	13.3	M12	27	11.8	8.1	2.7	1.2
LD1-35B	17	12.95	18.95	M16	44.5	16.4	11.15	3.25	1.75
LD1-40B	21	16.3	24.05	M20	56	20.95	14.85	4.25	2.25
LD1-45B	25	19.6	29.1	M24	65.5	25.55	17.95	5.25	2.75

HT-0104 光电式巡边器 ELECTRONIC EDGE FINDER

- 1.接触时发光显示
- 2.选用优质合金钢制造
- 3.淬火并精密磨削
- 4.同轴度0.01mm

- 1.Touch point LED indication
- 2.Manufactured from high quality alloy steel
- 3.Hardened and precision ground
- 4.Concentricity 0.01mm



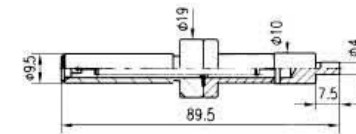
HT-0105 偏心式巡边器 MECHANICAL EDGE FINDER

- 1.用于圆弧面，平面的找正定位
- 2.选用优质合金钢制造
- 3.使用方便
- 4.找正准确，迅速
- 5.同轴度0.005mm

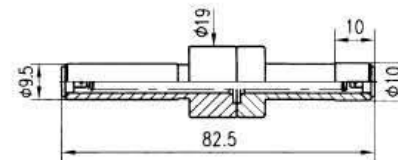
- 1.Mechanical edge finder for quick and easy location of round or flat work
- 2.Manufactured from high quality alloy steel
- 3.Easy to use
- 4.Quick and accurate
- 5.Concentricity 0.005mm



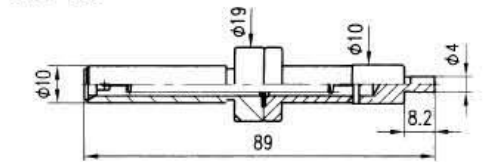
CBQ-00A



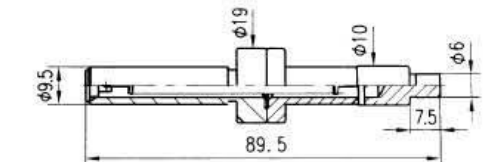
CBQ-00B



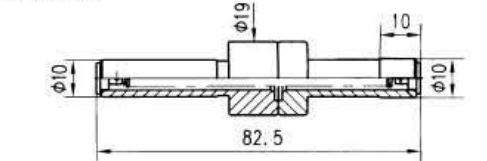
CBQ-00C



CBQ-00D



CBQ-00E



巡边器系列 EDGE FINDER SERIES

HT-010501 光电式 Z 轴设定器 ELECTRONIC Z-AXIS ZERO-SETTERS

- | | |
|------------|----------------------|
| 1. 高度 50mm | 1. Hight 50mm |
| 2. 两节电池 | 2. With 2pcs battery |
| 3. 精度 0.01 | 3. Accuracy 0.01mm |



	Order No.	Height	Code No.
Standard Type	HP-502	50mm	3403-001

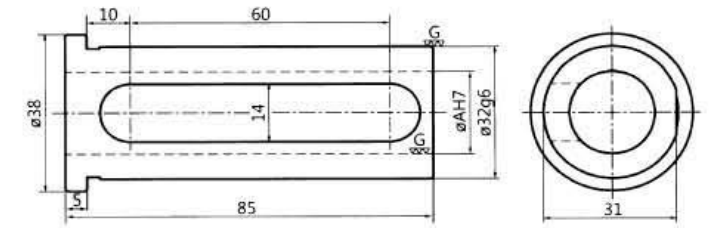
HT-010502 Z 轴设定器 Z-AXIS ZERO-SETTERS

- | | |
|--------------------------|---|
| 1. 安装高度: 50.00 ± 0.005mm | 1. Setting high: 50.00 ± 0.005mm |
| 2. 测量面大, 操作方便 | 2. Large measuring surface and easy to operate |
| 3. 并行性、灵敏度和使用精度高 | 4. High parallelism, sensitivity, and precision for use |
| 4. 用于在加工中心、车床中心上设置刀具。 | 5. For setting tool on machining center, lathe centers. |
| 5. 弹簧力小, 避免小型立铣刀和钻头的制动 | 6. Low spring force to avoid brakage of small end m ill and drill |



其他系列 OTHER ACCESSORY SERIES

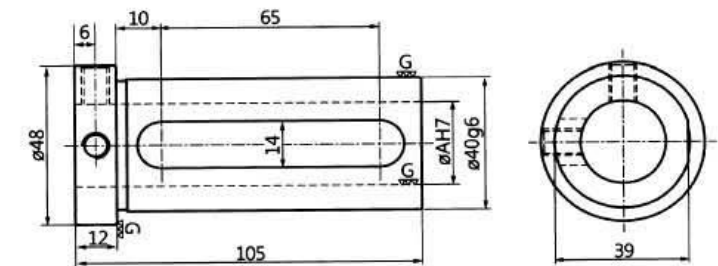
HT-0106 Φ32 G/H TYPE



※DIMENSION

Model	ΦA	Remark
YHF 3216G-L085	16	Φ 14 G/H
YHF 3216G-L085	20	Φ 14 G/H
YHF 3216G-L085	25	Φ 14 G/H

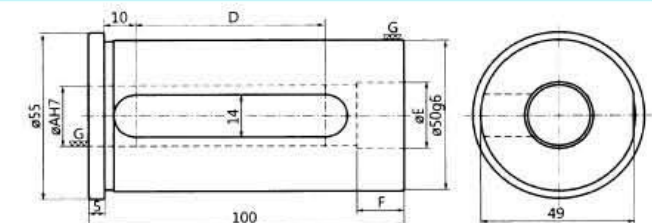
HT-0107 Φ40 G/H TYPE (L100)



※DIMENSION

Model	ΦA	Remark
YHF 4020G/L105	20	Φ 14 G/H
YHF 4025G/L105	25	Φ 14 G/H
YHF 4032G/L105	32	Φ 14 G/H

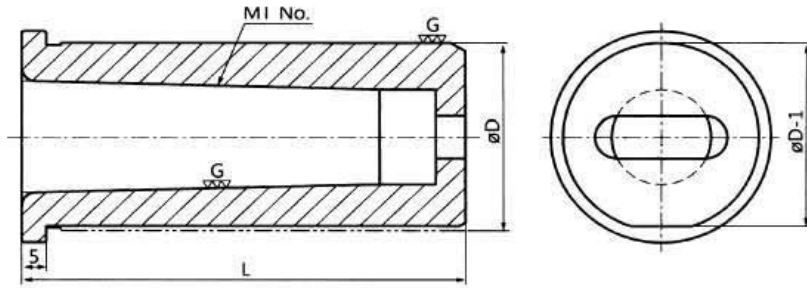
HT-0108 Φ50 G/H TYPE (L100)



※DIMENSION

Model	ΦA	D	ΦE	F	Remark
YHF 5016G-100	16	74	18	25	Φ 14 G/H
YHF 5020G-100	20	74	-	-	Φ 14 G/H
YHF 5025G-100	25	74	-	-	Φ 14 G/H
YHF 5032G-100	32	74	-	-	Φ 14 G/H
YHF 5040G-100	40	74	-	-	Φ 14 G/H

HT-0109 MT SOCKET (Morse Taper)



※DIMENSION

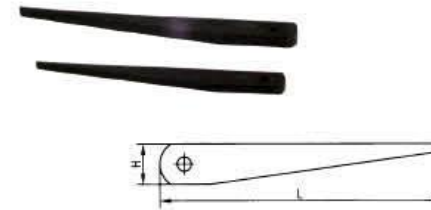
Model	MT NO.	ΦD	L	Remark
YHM 25-1	MT#1	25	61	MT#
YHM 25-2	MT#2	25	73	MT#
YHM 32-1	MT#1	32	61	MT#
YHM 32-2	MT#2	32	73	MT#
YHM 32-3	MT#3	32	90	MT#
YHM 40-1	MT#1	40	73	MT#
YHM 40-2	MT#2	40	73	MT#
YHM 40-3	MT#3	40	87	MT#
YHM 40-4	MT#4	40	115	MT#
YHM 50-1	MT#1	50	100	MT#
YHM 50-2	MT#2	50	100	MT#
YHM 50-3	MT#3	50	100	MT#
YHM 50-4	MT#4	50	115	MT#

※DIMENSION

Model	MT NO.	ΦD	L	Remark
YHM 60-1	MT#1	60	115	MT#
YHM 60-2	MT#2	60	115	MT#
YHM 60-3	MT#3	60	115	MT#
YHM 60-4	MT#4	60	115	MT#
YHM 60-5	MT#5	60	140	MT#
YHM 60-1	MT#1	63	115	MT#
YHM 60-2	MT#2	63	115	MT#
YHM 60-3	MT#3	63	115	MT#
YHM 60-4	MT#4	63	115	MT#
YHM 60-5	MT#5	63	140	MT#
YHM 80-1	MT#1	80	125	MT#
YHM 80-2	MT#2	80	125	MT#
YHM 80-3	MT#3	80	125	MT#
YHM 80-4	MT#4	80	125	MT#
YHM 80-5	MT#5	80	140	MT#



HT-0110 DIN317 拆卸楔铁 MORSE SHANK PULLER



订单号 Order	MS.NO	L(mm)	H(mm)
DIN317/0	MS0	90	12
DIN317/1-2	MS1 MS2	140	20
DIN317/3	MS3	190	25
DIN317/4	MS4	225	30
DIN317/5-6	MS5 MS6	265	35

HT-0111 DIN318 半自动楔铁 HALF AUTOMATIC MORSE SHANK PULLER




订单号 Order No.	MS.NO	总长Overall Length
DIN318/1-3	MS1 MS2 MS3	317
DIN318/4-6	MS4 MS5 MS5	380

HT-0112 刀柄锁刀座 VERTICAL HORIZONTAL TOOL HOLDER DEVICE



订单号 Order No.	刀柄锥度 Taper of Tool Holder	外形尺寸 Outsize(mm)	重量 Weight(kg)
LD-BT30	BT30	205 × 98.5 × 128	3.70
LD-BT40	BT40	205 × 98.5 × 128	3.80
LD-BT50	BT50	275 × 150 × 198	11.40
LD-DT30	DIN69871.30	205 × 98.5 × 128	3.70
LD-DT40	DIN69871.40	205 × 98.5 × 128	3.80
LD-DT50	DIN69871.50	275 × 150 × 198	11.40
LD-CT30	CAT30	205 × 98.5 × 128	3.70
LD-CT40	CAT40	205 × 98.5 × 128	3.80
LD-CT50	CAT50	275 × 150 × 198	11.40



HT-0113 机床夹具带金属支架 Clamping kit with metal holder



58件机床夹具带金属支架

- 每套包括:
- *6支T型槽螺母
 - *6支法兰螺母
 - *4支连接螺母
 - *6块阶梯压板
 - *12块阶梯垫板
 - *24根双端螺母, 长度为 3、4、5、6、7、8、各四根

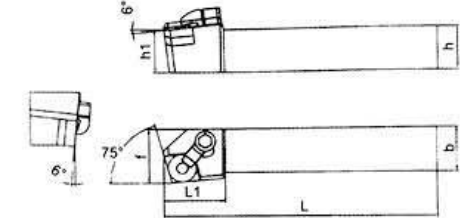
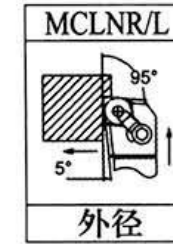
58-PC Clamping kit with metal holder

- each set contains:
- *6-T-SILOT NUTS
 - *6-Flange nuts
 - *4-Coupling nuts
 - *6-Step clamps
 - *12-Step blocks
 - *24 Studs 4ea. 3、4、5、6、7、8length

订货号 NO.	T型螺母尺寸 (美制) Table T-slot Size(US)	螺栓尺寸 (美制) Stud Size(US)
0101	3/8	5/16-18
0102	7/16	3/8-16
0103	1/2	3/8-16
0104	9/16	3/8-16
0105	9/16	1/2-13
0106	5/8	1/2-13
0107	11/16	1/2-13
0108	11/16	5/8-11
0109	3/4	5/8_11
0110	13/16	5/8-11

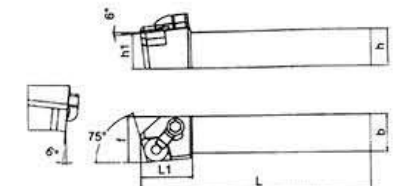
订货号 NO.	T型螺母尺寸 (美制) Table T-slot Size(US)	螺栓尺寸 (美制) Stud Size(US)
0201	9.7	M8X1.25
0202	11.7	M10X1.5
0203	13.7	M10X1.5
0204	13.7	M12X1.75
0205	15.7	M12X1.75
0206	15.7	M14X2
0207	17.7	M14X2
0208	17.7	M16X2
0209	19.7	M16X2

HT-0114 压板型外圆刀杆 (M系列) EXTERNAL TURNING TOOL



订单号 Order No.	刀片 Insert	适用条件 Application						配件 Parts				
		h	b	L	L1	h1	f	刀垫 Shim	销钉 Lock pin	压板 Clamp	压板螺钉 Screw	扳手 Wrench
MCLNR/L1616H12	CN □ □ 1204 □ □	16	16	100	30	16	20	1204	0617	1814	0625	L2.5 L3.0
MCLNR/L2020K12		20	20	125	30	20	25					
MCLNR/L2525M12		25	25	150	32	25	32					
MCLNR/L3232P12		32	32	170	37	32	40					
MCLNR/L2525M16	CN □ □ 1606 □ □	25	25	150	32	25	32	1606	0822	2415	0828	L3.0
MCLNR/L3232P16		32	32	170	37	32	40					

MCKNR/L



车刀系列 TURNING TOOLS SERIES

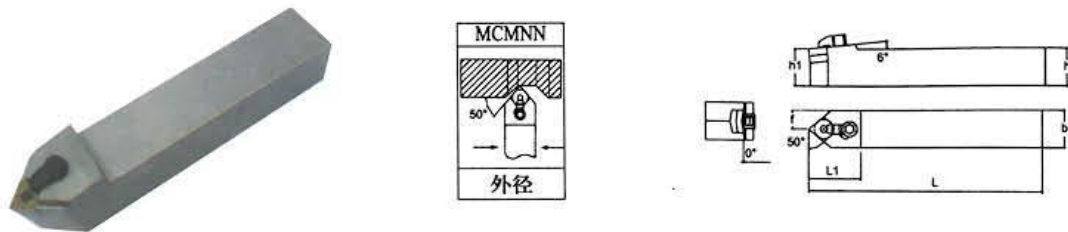
订单号 Order No.	刀片 Insert	适用条件 Application						配件 Parts				
		h	b	L	L1	h1	f	刀垫 Shim	销钉 Lock pin	压板 Clamp	压板螺钉 Screw	扳手 Wrench
MCKNR/L2020K12	CN □□ 1204 □□	20	20	125	32	20	25	1204	0617	1814	0625	L2.5 L3.0
MCKNR/L2525M12		25	25	150	32	25	32					
MCKNR/L3232P12		32	32	170	32	32	40					

MCGNR/L



订单号 Order No.	刀片 Insert	适用条件 Application						配件 Parts				
		h	b	L	L1	h1	f	刀垫 Shim	销钉 Lock pin	压板 Clamp	压板螺钉 Screw	扳手 Wrench
MCGNR/L2020K12	CN □□ 1204 □□	20	20	125	32	20	25	1204	0617	1814	0625	L2.5 L3.0
MCGNR/L2525M12		25	25	150	32	25	32					
MCGNR/L3232P12		32	32	170	32	32	40					

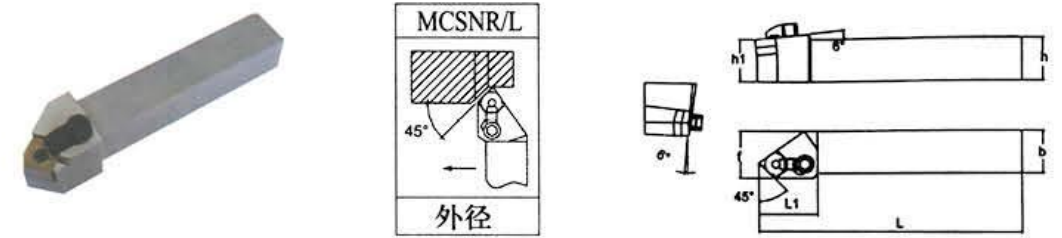
MCMNN



订单号 Order No.	刀片 Insert	适用条件 Application						配件 Parts				
		h	b	L	L1	h1	f	刀垫 Shim	销钉 Lock pin	压板 Clamp	压板螺钉 Screw	扳手 Wrench
MCMNN2020K12	CN □□ 1204 □□	20	20	125	32	20	10	1204	0617	1814	0625	L2.5 L3.0
MCMNN2525M12		25	25	150	32	25	12.5					
MCMNN3232P12		32	32	170	32	32	16					

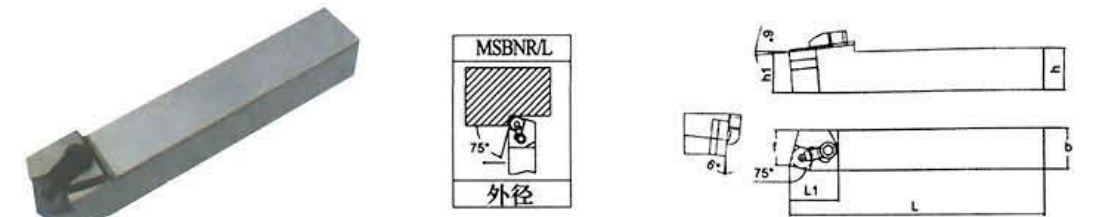
车刀系列 TURNING TOOLS SERIES

MCSNR/L



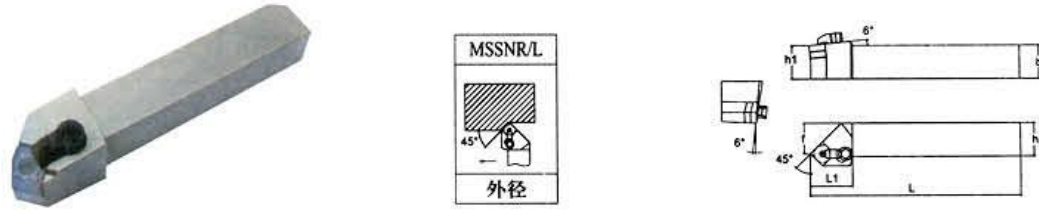
订单号 Order No.	刀片 Insert	适用条件 Application						配件 Parts				
		h	b	L	L1	h1	f	刀垫 Shim	销钉 Lock pin	压板 Clamp	压板螺钉 Screw	扳手 Wrench
MCSNR/L2020K12	CN □□ 1204 □□	20	20	125	32	20	25	1204	0617	1814	0625	L2.5 L3.0
MCSNR/L2525M12		25	25	150	32	25	32					
MCSNR/L3232P12		32	32	170	32	32	40					

MSBNR/L



订单号 Order No.	刀片 Insert	适用条件 Application						配件 Parts				
		h	b	L	L1	h1	f	刀垫 Shim	销钉 Lock pin	压板 Clamp	压板螺钉 Screw	扳手 Wrench
MSBNR/L2020K12	SN □□ 1204 □□	20	20	125	32	20	17	1204	0617	1814	0625	L2.5 L3.0
MSBNR/L2525M12		25	25	150	32	25	22					
MSBNR/L3232P12		32	32	170	32	32	27					

MSSNR/L



订单号 Order No.	刀片 Insert	适用条件 Application						配件 Parts				
		h	b	L	L1	h1	f	刀垫 Shim	销钉 Lock pin	压板 Clamp	压板螺钉 Screw	扳手 Wrench
MSSNR/L2020K12	SN □□ 1204 □□	20	20	125	34	20	25	1204	0617	1814	0625	L2.5 L3.0
MSSNR/L2525M12		25	25	150	34	25	32					
MSSNR/L3232P12		32	32	170	34	32	40					

MSDNN



订单号 Order No.	刀片 Insert	适用条件 Application						配件 Parts				
		h	b	L	L1	h1	f	刀垫 Shim	销钉 Lock pin	压板 Clamp	压板螺钉 Screw	扳手 Wrench
MSDNN1616H12	SN □□ 1204 □□	16	16	100	34	16	8	1204	0617	1814	0625	L2.5 L3.0
MSDNN2020K12		20	20	125	34	20	10					
MSDNN2525M12		25	25	150	34	25	12.5					
MSDNN3232P12		32	32	170	34	32	16					

MSKNR/L



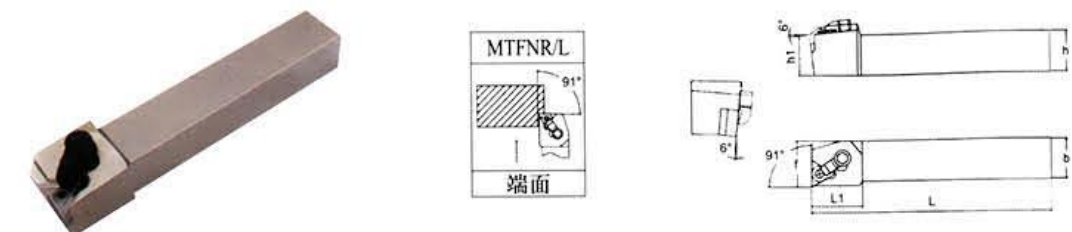
订单号 Order No.	刀片 Insert	适用条件 Application						配件 Parts				
		h	b	L	L1	h1	f	刀垫 Shim	销钉 Lock pin	压板 Clamp	压板螺钉 Screw	扳手 Wrench
MSKNR/L2020K12	SN □□ 1204 □□	20	20	125	29	20	25	1204	0617	1814	0625	L2.5 L3.0
MSKNR/L2525M12		25	25	150	29	25	32					
MSKNR/L3232P12		32	32	170	29	32	40					

MTJNR/L



订单号 Order No.	刀片 Insert	适用条件 Application						配件 Parts				
		h	b	L	L1	h1	f	刀垫 Shim	销钉 Lock pin	压板 Clamp	压板螺钉 Screw	扳手 Wrench
MTJNR/L1616H16	TN □□ 1604 □□	16	16	100	30	16	20	1603	0513	1814	0625	L2.0 L3.0
MTJNR/L2020K16		20	20	125	30	20	25					
MTJNR/L2525M16		25	25	150	32	25	32					
MTJNR/L3232P16		32	32	170	36	32	40					

MTFNR/L



车刀系列 TURNING TOOLS SERIES

订单号 Order No.	刀片 Insert	适用条件 Application						配件 Parts				
		h	b	L	L1	h1	f	刀垫 Shim	销钉 Lock pin	压板 Clamp	压板螺钉 Screw	扳手 Wrench
MTFNR/L1616H16	TN □□ 1604 □□	16	16	100	28	16	20	1603	0513	1814	0625	L 2.0 L 3.0
MTFNR/L2020K16		20	20	125	30	20	25					
MTFNR/L2525M16		25	25	150	32	25	32					
MTFNR/L3232P16		32	32	170	35	32	40					

MTGNR/L



订单号 Order No.	刀片 Insert	适用条件 Application						配件 Parts				
		h	b	L	L1	h1	f	刀垫 Shim	销钉 Lock pin	压板 Clamp	压板螺钉 Screw	扳手 Wrench
MTGNR/L1616H16	TN □□ 1604 □□	16	16	100	30	16	20	1603	0513	1814	0625	L 2.0 L 3.0
MTGNR/L2020K16		20	20	125	30	20	25					
MTGNR/L2525M16		25	25	150	30	25	32					
MTGNR/L3232P16		32	32	170	36	32	40					

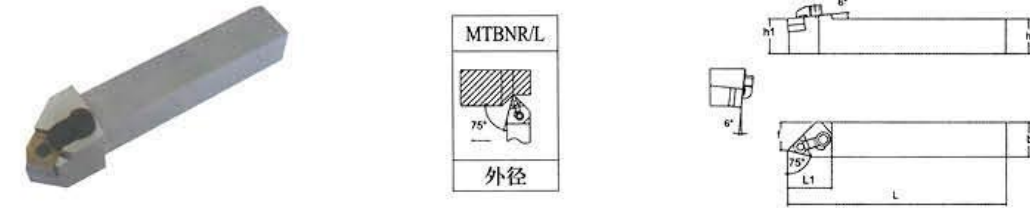
MTENN



订单号 Order No.	刀片 Insert	适用条件 Application						配件 Parts				
		h	b	L	L1	h1	f	刀垫 Shim	销钉 Lock pin	压板 Clamp	压板螺钉 Screw	扳手 Wrench
MTENN2020K16	TN □□ 1604 □□	20	20	125	35	20	10	1603	0513	1814	0625	L 2.0 L 3.0
MTENN2525M16		25	25	150	35	25	12.5					
MTENN3232P16		32	32	170	35	32	16					

车刀系列 TURNING TOOLS SERIES

MTBNR/L



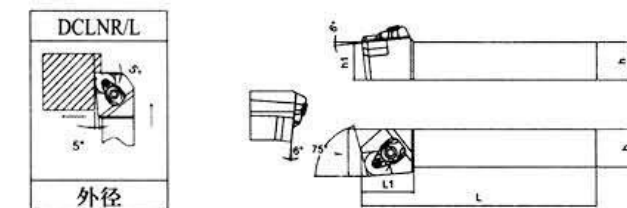
订单号 Order No.	刀片 Insert	适用条件 Application						配件 Parts				
		h	b	L	L1	h1	f	刀垫 Shim	销钉 Lock pin	压板 Clamp	压板螺钉 Screw	扳手 Wrench
MTBNR/L2020K16	TN □□ 1604 □□	20	20	125	35	20	15.5	1603	0513	1814	0625	L 2.0 L 3.0
MTBNR/L2525M16		25	25	150	35	25	20.5					

MWLNRL



订单号 Order No.	刀片 Insert	适用条件 Application						配件 Parts				
		h	b	L	L1	h1	f	刀垫 Shim	销钉 Lock pin	压板 Clamp	压板螺钉 Screw	扳手 Wrench
MWLNRL1616H06	WN □□ 0604 □□	16	16	100	25	16	20	0603	0513	1814	0620	L 2.0 L 3.0
MWLNRL2020K06		20	20	125	25	20	25					
MWLNRL2020K08	WN □□ 0804 □□	20	20	125	28	20	25	0804	0617	1814	0625	L 2.5 L 3.0
MWLNRL2525M08		25	25	150	28	25	32					
MWLNRL3232P08		32	32	170	30	32	40					

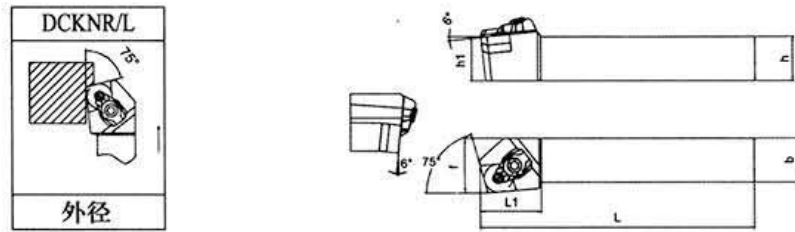
HT-0115 压板型外圆刀杆 (D 系列) EXTERNAL TURNING TOOL



车刀系列 TURNING TOOLS SERIES

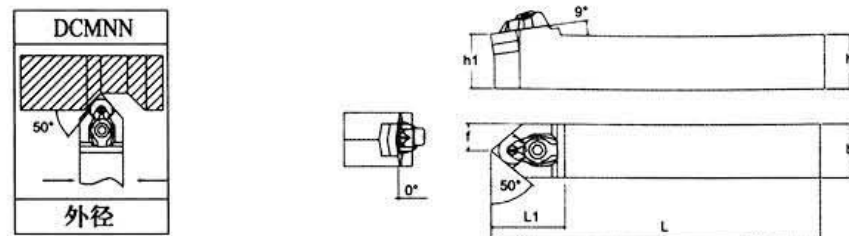
订单号 Order No.	刀片 Insert	适用条件 Application						配件 Parts					
		h	b	L	L1	h1	f	刀垫 Shim	销钉 Lock pin	压板 Clamp	固定螺钉 Screw	弹簧 Spring	扳手 Wrench
DCLNR/ L1616H12	CN □□ 1204 □□	16	16	100	32	16	20	1204	0614	2214	0520	0710	L4.0
DCLNR/ L2020K12		20	20	125	32	20	25						
DCLNR/ L2525M12		25	25	150	32	25	32						
DCLNR/ L3232P12		32	32	170	37	32	40						

DCKNR/L



订单号 Order No.	刀片 Insert	适用条件 Application						配件 Parts					
		h	b	L	L1	h1	f	刀垫 Shim	销钉 Lock pin	压板 Clamp	固定螺钉 Screw	弹簧 Spring	扳手 Wrench
DCKNR/L2020K12	CN □□ 1204 □□	20	20	125	32	20	25	1204	0614	2214	0520	0710	L4.0
DCKNR/L2525M12		25	25	150	32	25	32						
DCKNR/L3232P12		32	32	170	32	32	40						

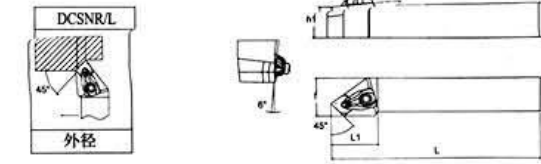
DCMNN



车刀系列 TURNING TOOLS SERIES

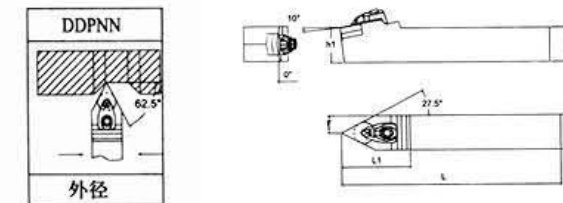
订单号 Order No.	刀片 Insert	适用条件 Application						配件 Parts					
		h	b	L	L1	h1	f	刀垫 Shim	销钉 Lock pin	压板 Clamp	固定螺钉 Screw	弹簧 Spring	扳手 Wrench
DCMNN2020K12	CN □□ 1204 □□	20	20	125	32	20	10	1204	0614	2214	0520	0710	L4.0
DCMNN2525M12		25	25	150	32	25	12.5						
DCMNN3232P12		32	32	170	37	32	16						

DCSNR/L



订单号 Order No.	刀片 Insert	适用条件 Application						配件 Parts					
		h	b	L	L1	h1	f	刀垫 Shim	销钉 Lock pin	压板 Clamp	固定螺钉 Screw	弹簧 Spring	扳手 Wrench
DCSNR/L2020K12	CN □□ 1204 □□	20	20	125	32	20	25	1204	0614	2214	0520	0710	L4.0
DCSNR/L2525M12		25	25	150	32	25	32						
DCSNR/L3232P12		32	32	170	32	32	40						

DDPNN



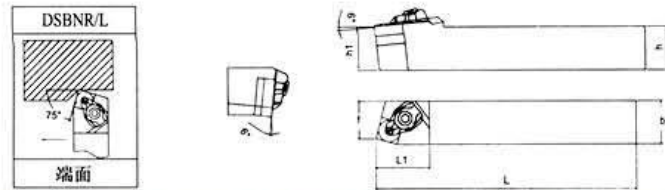
订单号 Order No.	刀片 Insert	适用条件 Application						配件 Parts					
		h	b	L	L1	h1	f	刀垫 Shim	销钉 Lock pin	压板 Clamp	固定螺钉 Screw	弹簧 Spring	扳手 Wrench
DDPNN2020K15	DN □□ 1504 □□ DN □□ 1506 □□	20	22	125	41	20	10	1506 1504	0614	2914	0520	0710	L4.0
DDPNN2525M15		25	25	150	41	25	12.5						
DDPNN3232P15		32	32	170	46	32	16						

DDJNR/L



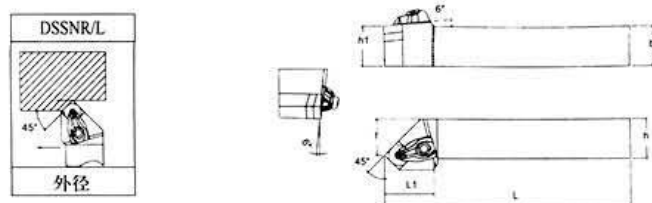
订单号 Order No.	刀片 Insert	适用条件 Application						配件 Parts					
		h	b	L	L1	h1	f	刀垫 Shim	销钉 Lock pin	压板 Clamp	固定螺钉 Screw	弹簧 Spring	扳手 Wrench
DDJNR/L2020K15	DN □ □ 1504 □ □ DN □ □ 1506 □ □	20	20	125	41	20	25	1506 1504	0614	2514	0520	0710	L4.0
DDJNR/L2525M15		25	25	150	41	25	32						
DDJNR/L3232P15		32	32	170	41	32	40						

DSBNR/L



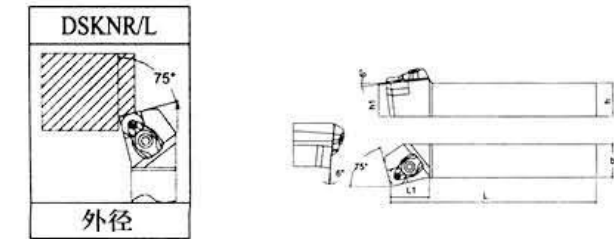
订单号 Order No.	刀片 Insert	适用条件 Application						配件 Parts					
		h	b	L	L1	h1	f	刀垫 Shim	销钉 Lock pin	压板 Clamp	固定螺钉 Screw	弹簧 Spring	扳手 Wrench
DSBNR/L2020K12	SN □ □ 1204 □ □	20	20	125	32	20	17	1204	0617	1814	0625	0710	L2.5 L3.0
DSBNR/L2525M12		25	25	150	32	25	22						
DSBNR/L3232P12		32	32	170	32	32	27						

DSSNR/L



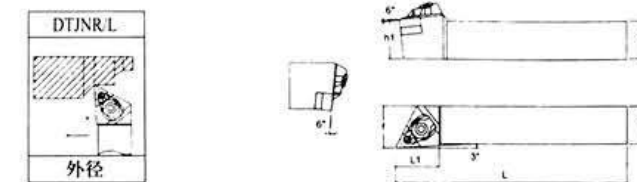
订单号 Order No.	刀片 Insert	适用条件 Application						配件 Parts					
		h	b	L	L1	h1	f	刀垫 Shim	销钉 Lock pin	压板 Clamp	固定螺钉 Screw	弹簧 Spring	扳手 Wrench
DSSNR/L2020K12	SN □ □ 1204 □ □	20	20	125	34	20	25	1204	0614	2214	0520	0710	L4.0
DSSNR/L2525M12		25	25	150	34	25	32						
DSSNR/L3232P12		32	32	170	34	32	40						

DSKNR/L



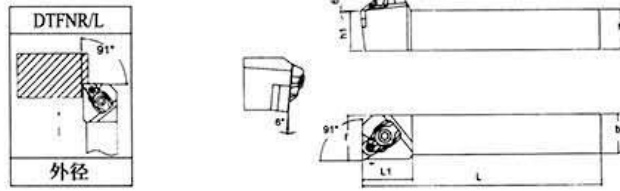
订单号 Order No.	刀片 Insert	适用条件 Application						配件 Parts					
		h	b	L	L1	h1	f	刀垫 Shim	销钉 Lock pin	压板 Clamp	固定螺钉 Screw	弹簧 Spring	扳手 Wrench
DSKNR/L2020K12	SN □ □ 1204 □ □	20	20	125	29	20	25	1204	0614	2214	0520	0710	L4.0
DSKNR/L2525M12		25	25	150	29	25	32						
DSKNR/L3232P12		32	32	170	29	32	40						

DTJNR/L



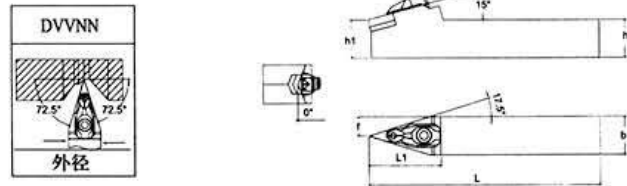
订单号 Order No.	刀片 Insert	适用条件 Application						配件 Parts					
		h	b	L	L1	h1	f	刀垫 Shim	销钉 Lock pin	压板 Clamp	固定螺钉 Screw	弹簧 Spring	扳手 Wrench
DTJNR/L1616H16	TN □ □ 1604 □ □	16	16	100	30	16	20	1603	0512	2313	0520	0710	L4.0
DTJNR/L2020K16		20	20	125	32	20	25						
DTJNR/L2525M16		25	25	150	32	25	32						
DTJNR/L3232P16		32	32	170	32	32	40						

DTFNR/L



订单号 Order No.	刀片 Insert	适用条件 Application						配件 Parts					
		h	b	L	L1	h1	f	刀垫 Shim	销钉 Lock pin	压板 Clamp	固定螺钉 Screw	弹簧 Spring	扳手 Wrench
DTFNR/L1616H16	TN □ □ 1604 □ □	16	16	100	28	16	20	1603	0512	2313	0520	0710	L 4.0
DTFNR/L2020K16		20	20	125	30	20	25						
DTFNR/L2525M16		25	25	150	32	25	32						
DTFNR/L3232P16		32	32	170	35	32	40						

DVVNN



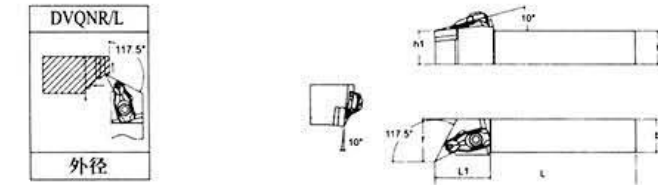
订单号 Order No.	刀片 Insert	适用条件 Application						配件 Parts					
		h	b	L	L1	h1	f	刀垫 Shim	销钉 Lock pin	压板 Clamp	固定螺钉 Screw	弹簧 Spring	扳手 Wrench
DVVNN2020K16	SN □ □ 1604 □ □	20	20	125	46	20	10	1603	0512	2914	0520	0710	L 4.0
DVVNN2525M16		25	25	150	46	25	12.5						
DVVNN3232P16		32	32	170	46	32	40						

DVJNR/L



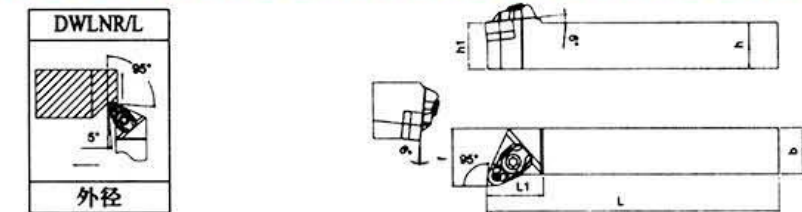
订单号 Order No.	刀片 Insert	适用条件 Application						配件 Parts					
		h	b	L	L1	h1	f	刀垫 Shim	销钉 Lock pin	压板 Clamp	固定螺钉 Screw	弹簧 Spring	扳手 Wrench
DVJNR/L1616H16	VN □ □ 1604 □ □	16	16	100	46	16	20	1603	0512	2914	0520	0710	L 4.0
DVJNR/L2020K16		20	20	125	46	20	25						
DVJNR/L2525M16		25	25	150	46	25	32						
DVJNR/L3232P16		32	32	170	46	32	40						

DVQNR/L



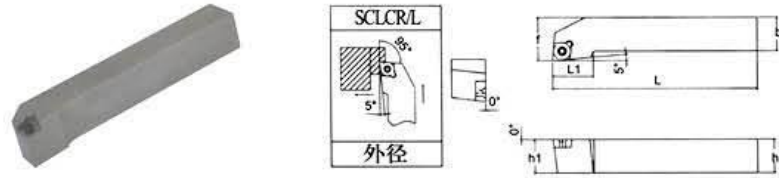
订单号 Order No.	刀片 Insert	适用条件 Application						配件 Parts					
		h	b	L	L1	h1	f	刀垫 Shim	销钉 Lock pin	压板 Clamp	固定螺钉 Screw	弹簧 Spring	扳手 Wrench
DVQNR/L2020K16	VN □ □ 1604 □ □	20	20	125	46	20	25	1603	0512	2914	0520	0710	L 4.0
DVQNR/L2525M16		25	25	150	46	25	32						
DVQNR/L3232P16		32	32	170	46	32	40						

DWLR/L



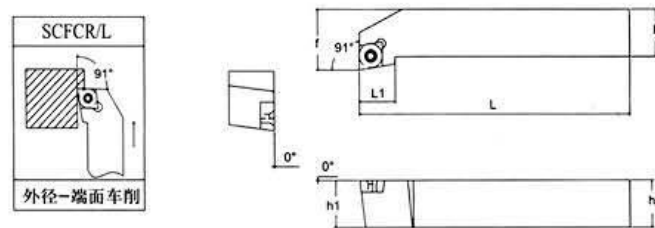
订单号 Order No.	刀片 Insert	适用条件 Application						配件 Parts					
		h	b	L	L1	h1	f	刀垫 Shim	销钉 Lock pin	压板 Clamp	固定螺钉 Screw	弹簧 Spring	扳手 Wrench
DWLR/L1616H06	WN □ □ 0604 □ □	16	16	100	25	16	20	0603	0512	2313	0520	0710	L 4.0
DWLR/L2020K06		20	20	125	25	20	25						
DWLR/L2020K08	WN □ □ 0804 □ □	20	20	125	25	20	25	0804	0614	2214	0520	0710	L 4.0
DWLR/L2525M08		25	25	150	25	25	32						
DWLR/L3232P08		32	32	170	25	32	40						

HT-0116 螺钉型外圆刀杆 (S 系列) EXTERNAL TURNING TOOLS



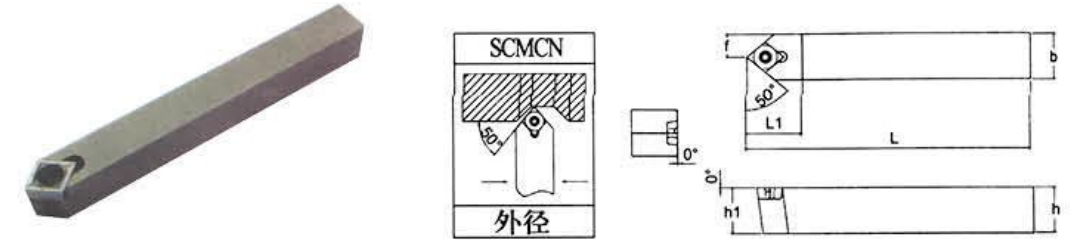
订单号 Order No.	刀片 Insert	适用条件 Application						配件 Parts	
		h	b	L	L1	h1	f	螺钉 Screw	扳手 Wrench
SCLCR/ L1010H06	CC □□ 0602 □□	10	10	100	12	10	12	M2.5*6	T-8
SCLCR/ L1212H09	CC □□ 09T3 □□	12	12	100	16	12	16	M3.5*8	T-15
SCLCR/ L1616H09		16	16	100	16	16	20		
SCLCR/ L2020K09		20	20	125	16	20	25		
SCLCR/ L2525M09		25	25	150	16	25	32		
SCLCR/ L2020K12	CC □□ 1204 □□	20	20	125	20	20	25	M5*12	T-20
SCLCR/ L2525M12		25	25	150	20	25	32		
SCLCR/ L3232P12		32	32	170	20	32	40		

SCFCR/L



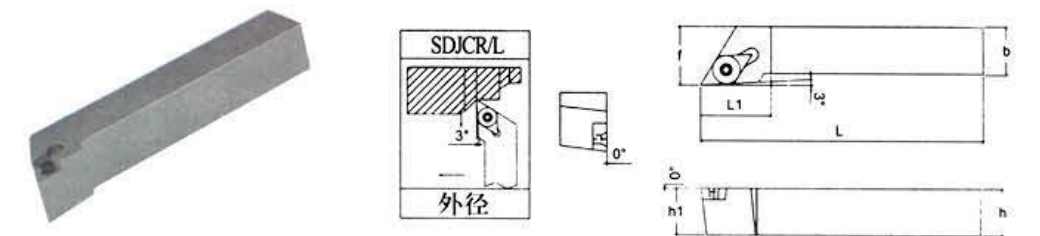
订单号 Order No.	刀片 Insert	适用条件 Application						配件 Parts	
		h	b	L	L1	h1	f	螺钉 Screw	扳手 Wrench
SCFCR/L1212H06	CC □□ 0602 □□	12	12	100	16	12	16	M2.5*6	T-8
SCFCR/L1616H09	CC □□ 09T3 □□	16	16	100	20	16	20	M3.5*8	T-15
SCFCR/L2020K09		20	20	125	20	20	25		
SCFCR/L2525M12	CC □□ 1204 □□	25	25	150	25	25	32	M5*12	T-20
SCFCR/L3232P12		32	32	170	25	32	40		

SCMCN



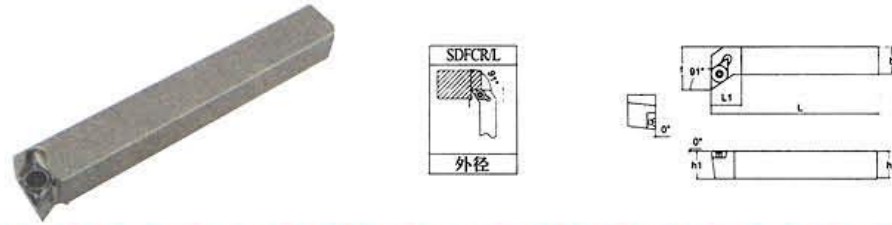
订单号 Order No.	刀片 Insert	适用条件 Application						配件 Parts	
		h	b	L	L1	h1	f	螺钉 Screw	扳手 Wrench
SCMCN1010H06	CC □□ 0602 □□	10	10	100	13	10	5	M2.5*6	T-8
SCMCN1212H09	CC □□ 09T3 □□	12	12	100	18	12	6	M3.5*8	T-15
SCMCN1616H09		16	16	100	18	16	8		
SCMCN2020K09		20	20	125	18	20	10		
SCMCN2525M09		25	25	150	18	25	12.5		
SCMCN2020K12	CC □□ 1204 □□	20	20	125	23	20	10	M5*12	T-20
SCMCN2525M12		25	25	150	23	25	12.5		

SDJCR/L



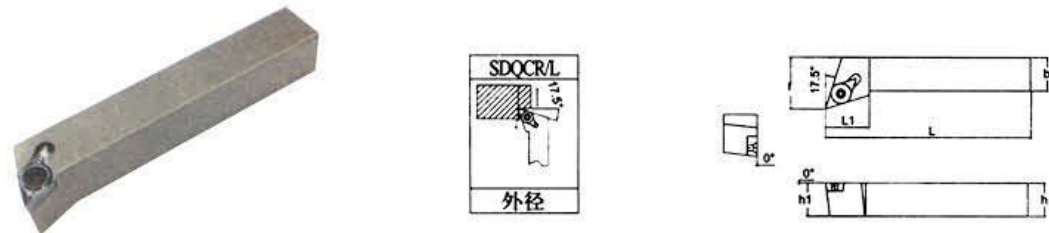
订单号 Order No.	刀片 Insert	适用条件 Application						配件 Parts	
		h	b	L	L1	h1	f	螺钉 Screw	扳手 Wrench
SDJCR/ L1010H07	DC □□ 0702 □□	10	10	100	14	10	12	M2.5*6	T-8
SDJCR/ L1212H07		12	12	100	14	12	16		
SDJCR/ L1616H07		16	16	100	14	16	20		
SDJCR/ L1212H11	DC □□ 11T3 □□	12	12	100	20	12	16	M3.5*8	T-15
SDJCR/ L1616H11		16	16	100	20	16	20		
SDJCR/ L2020K11		20	20	125	20	20	25		
SDJCR/ L2525M11		25	25	150	22	25	32		
SDJCR/ L3232P11		32	32	170	23	32	40		
SDJCR/ L4040R11		40	40	200	25	40	50		

SDFCR/L



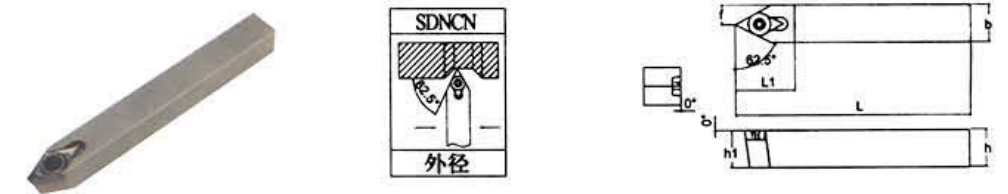
订单号 Order No.	刀片 Insert	适用条件 Application						配件 Parts	
		h	b	L	L1	h1	f	螺钉 Screw	扳手 Wrench
SDFCR/L1212H07	DC □□ 0702 □□	12	12	100	8	12	16	M2.5*8	T-8
SDFCR/L1616K11	DC □□ 11T3 □□	16	16	125	14	16	20	M3.5*8	T-15

SDQCR/L



订单号 Order No.	刀片 Insert	适用条件 Application						配件 Parts	
		h	b	L	L1	h1	f	螺钉 Screw	扳手 Wrench
SDQCR/L1010H07	DC □□ 0702 □□	10	10	100	12.5	10	12	M2.5*6	T-8
SDQCR/L1212H07		12	12	100	13	12	16	M3.5*8	T-15
SDQCR/L1212H11	DC □□ 11T3 □□	12	12	100	14	12	16		
SDQCR/L1616H11		16	16	100	14	16	20		
SDQCR/L2020K11		20	20	125	16	20	25		
SDQCR/L2525M11		25	25	150	22	25	32		

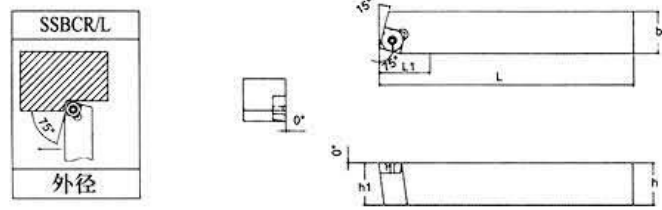
SDNCN



订单号 Order No.	刀片 Insert	适用条件 Application						配件 Parts	
		h	b	L	L1	h1	f	螺钉 Screw	扳手 Wrench
SDNCN0808H07	DC □□ 0702 □□	8	8	100	14	8	4	M2.5*6	T-8
SDNCN1010H07		10	10	100	14	10	5		
SDNCN1212H07		12	12	100	14	12	6		
SDNCN1212H11	DC □□ 11T3 □□	12	12	100	21	12	6	M3.5*8	T-15
SDNCN1616H11		16	16	100	21	16	8		
SDNCN2020K11		20	20	125	21	20	10		
SDNCN2525M11		25	25	150	21	25	12.5		

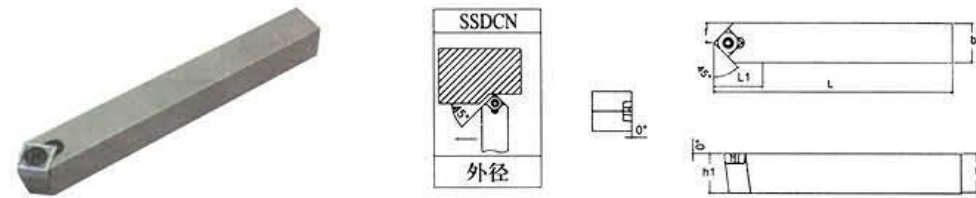
车刀系列 TURNING TOOLS SERIES

SSBCR/L



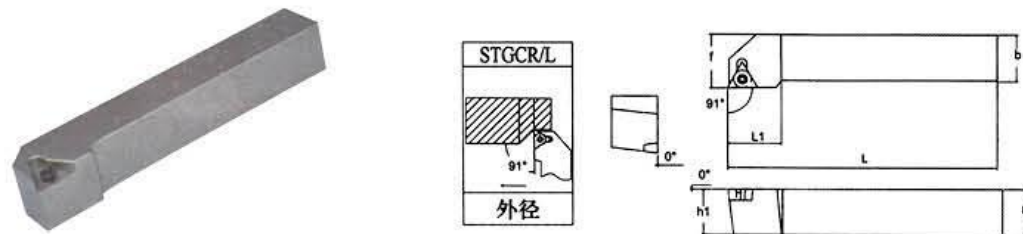
订单号 Order No.	刀片 Insert	适用条件 Application						配件 Parts	
		h	b	L	L1	h1	f	螺钉 Screw	扳手 Wrench
SSBCR/L1212H09	SC □□ 09T3 □□	12	12	100	14	12	9.5	M3.5*8	T-15
SSBCR/L1616H09		16	16	100	14	16	12		
SSBCR/L2020K12	SC □□ 1204 □□	20	20	125	32	20	17	M5*12	T-20
SSBCR/L2525M12		25	25	150	32	25	22		

SSDCN



订单号 Order No.	刀片 Insert	适用条件 Application						配件 Parts	
		h	b	L	L1	h1	f	螺钉 Screw	扳手 Wrench
SSDCN1212H09	SC □□ 09T3 □□	12	12	100	16	12	6	M3.5*8	T-15
SSDCN1616H09		16	16	100	16	16	8		
SSDCN2020K09		20	20	125	16	20	10		
SSDCN2525M09		25	25	150	16	25	12.5		

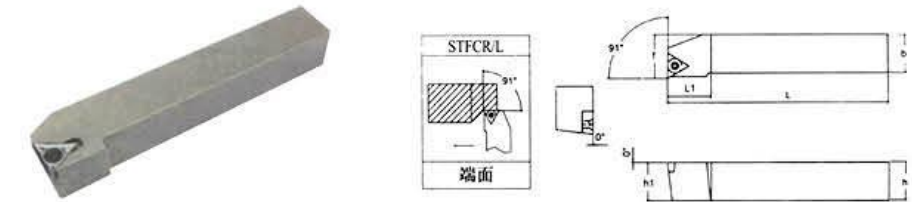
STGCR/L



车刀系列 TURNING TOOLS SERIES

订单号 Order No.	刀片 Insert	适用条件 Application						配件 Parts	
		h	b	L	L1	h1	f	螺钉 Screw	扳手 Wrench
STGCR/L1616H11	TC □□ 1102 □□	16	16	100	14	16	20	M2.5*6	T-8
STGCR/L2020K16	TC □□ 16T3 □□	20	20	125	20	20	25	M3.5*8	T-15
STGCR/L2525M16		25	25	150	20	25	32		

STFCR/L



订单号 Order No.	刀片 Insert	适用条件 Application						配件 Parts	
		h	b	L	L1	h1	f	螺钉 Screw	扳手 Wrench
STFCR/L1212H11	TC □□ 1102 □□	12	12	100	14	12	16	M2.5*6	T-8
STFCR/L1616H11		16	16	100	14	16	20		
STFCR/L2020K16	TC □□ 16T3 □□	20	20	125	22	20	25	M3.5*8	T-15
STFCR/L2525M16		25	25	150	22	25	32		

SVJCR/L



订单号 Order No.	刀片 Insert	适用条件 Application						配件 Parts	
		h	b	L	L1	h1	f	螺钉 Screw	扳手 Wrench
SVJCR/L1616H16	VC □□ 1604 □□	16	16	100	32	16	20	M3.5*8	T-15
SVJCR/L2020K16		20	20	125	32	20	25		
SVJCR/L2525M16		25	25	150	40	25	32		
SVJCR/L3232P16		32	32	170	40	32	40		

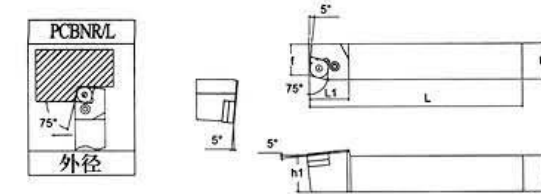
SVVCN



订单号 Order No.	刀片 Insert	适用条件 Application						配件 Parts	
		h	b	L	L1	h1	f	螺钉 Screw	扳手 Wrench
SVVCN1616H11	VC □□ 1103 □□	16	16	100	24	16	8	M2.5*6	T-8
SVVCN2020K11		20	20	125	24	20	10		
SVVCN2525M11		25	25	150	24	25	12.5		
SVVCN1616H16	VC □□ 1604 □□	16	16	100	34	16	8	M3.5*8	T-15
SVVCN2020K16		20	20	125	34	20	10		
SVVCN2525M16		25	25	150	34	25	12.5		
SVVCN3232P16		32	32	170	34	32	16		

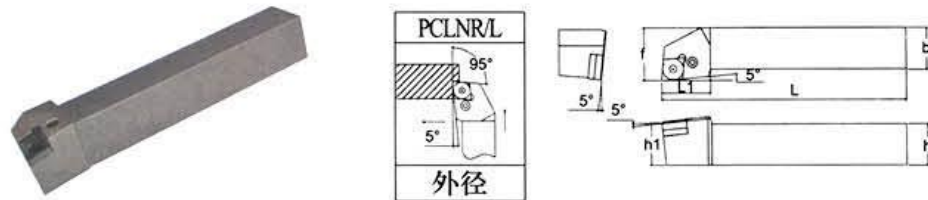
HT-0117 杠杆型外圆刀杆 (P 系列) EXTERNAL TURNING TOOLS

PCBNR/L

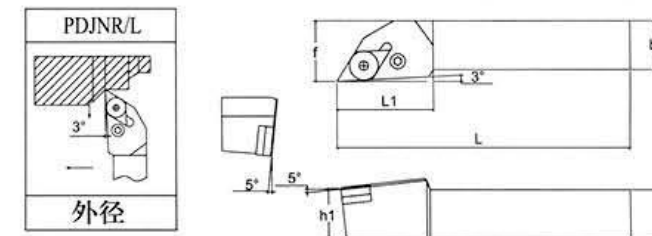


订单号 Order No.	刀片 Insert	适用条件 Application						配件 Parts				
		h	b	L	L1	h1	f	杠杆 Level	螺钉 Screw	垫片 Shim	垫销 Pin	扳手 Wrench
PCBNR/L2020K12	CN □□ 1204 □□	20	20	125	28	20	17	0513	0820	1203	0606	L3
PCBNR/L2525M12		25	25	150	28	25	22					
PCBNR/L3232P12		32	32	170	28	32	27					
PCBNR/L2525M16	CN □□ 1606 □□	25	25	150	33	25	22	0516	0824	1604	0808	L3
PCBNR/L3232P16		32	32	170	33	32	25					
PCBNR/L3232P19	CN □□ 1906 □□	32	32	170	38	32	24	0720	1027	1904	0909	L4
PCBNR/L4040S19		40	40	250	38	40	32					
PCBNR/L4040S25	CN □□ 2509 □□	40	40	250	45	40	30	0925	1237	2506	1312	L5
PCBNR/L5050T25		50	50	300	45	50	40					

PDJNR/L

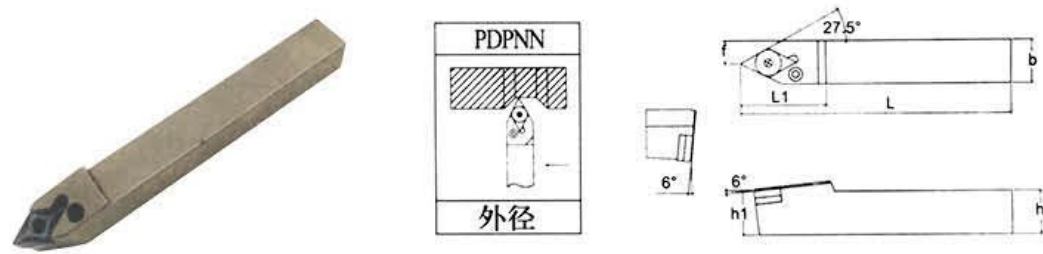


订单号 Order No.	刀片 Insert	适用条件 Application						配件 Parts				
		h	b	L	L1	h1	f	杠杆 Level	螺钉 Screw	垫片 Shim	垫销 Pin	扳手 Wrench
PCLNR/L2020K12	CN □□ 1204 □□	20	20	125	28	20	25	0513	0820	1203	0606	L3
PCLNR/L2525M12		25	25	150	28	25	32					
PCLNR/L3232P12		32	32	170	28	32	40					
PCLNR/L2525M16	CN □□ 1606 □□	25	25	150	33	25	32	0516	0824	1604	0808	L3
PCLNR/L3232P16		32	32	170	33	32	40					
PCLNR/L3232P19	CN □□ 1906 □□	32	32	170	38	32	40	0720	1027	1904	0909	L4
PCLNR/L4040S19		40	40	250	38	40	50					
PCLNR/L4040S25	CN □□ 2509 □□	40	40	250	45	40	50	0925	1237	2506	1312	L5
PCLNR/L5050T25		50	50	300	45	50	60					



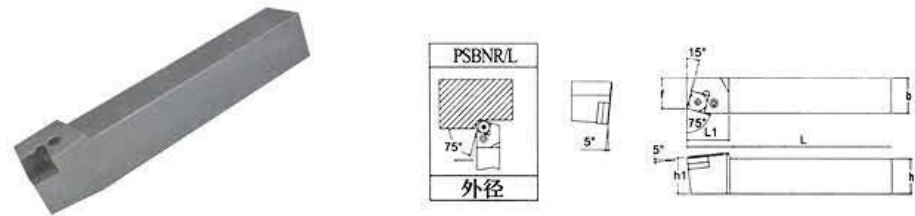
订单号 Order No.	刀片 Insert	适用条件 Application						配件 Parts				
		h	b	L	L1	h1	f	杠杆 Level	螺钉 Screw	垫片 Shim	垫销 Pin	扳手 Wrench
PDJNR/L1616H11	DN □□ 1104 □□	16	16	100	25	16	20	0310	0617	1103	0505	L2.5
PDJNR/L2020K11		20	20	125	25	20	25					
PDJNR/L2525M11		25	25	150	30	25	32					
PDJNR/L2020K15	DN □□ 1506 □□	20	20	125	35	20	25	0516	0820	1504	0606	L3
PDJNR/L2525M15		25	25	150	35	25	32					
PDJNR/L3232P15		32	32	170	35	32	40					

PDPNN



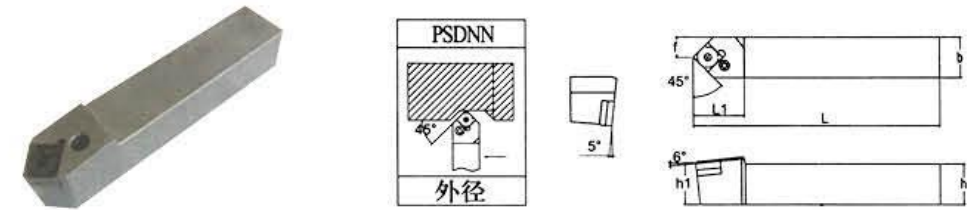
订单号 Order No.	刀片 Insert	适用条件 Application						配件 Parts				
		h	b	L	L1	h1	f	杠杆 Level	螺钉 Screw	垫片 Shim	垫销 Pin	扳手 Wrench
PDPNN2020K15	DN □□ 1506 □□	20	20	125	37	20	10	0516	0820	1504	0606	L3
PDPNN2525M15		25	25	150	37	25	12.5					
PDPNN3225P15		32	25	170	37	32	12.5					
PDPNN4032S15		40	32	250	37	40	16					
		40	32	250	37	40	16					

PSBNR/L



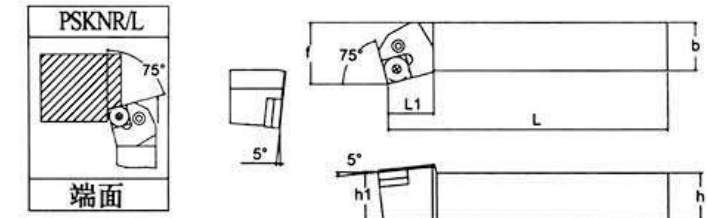
订单号 Order No.	刀片 Insert	适用条件 Application						配件 Parts				
		h	b	L	L1	h1	f	杠杆 Level	螺钉 Screw	垫片 Shim	垫销 Pin	扳手 Wrench
PSBNR/L2020K12	SN □□ 1204 □□	20	20	125	28	20	17	0513	0820	1203	0606	L3
PSBNR/L2525M12		25	25	150	28	25	22					
PSBNR/L3232P12		32	32	170	28	32	27					
PSBNR/L2525M15	SN □□ 1506 □□	25	25	150	33	25	22	0516	0824	1504	0808	L3
PSBNR/L3232P15		32	32	170	33	32	27					
PSBNR/L3232P19	SN □□ 1906 □□	32	32	170	42	32	27	0720	1027	1904	0909	L4
PSBNR/L4040S19		40	40	250	42	40	35					
PSBNR/L4040S25	SN □□ 2509 □□	40	40	250	48	40	35	0925	1237	2506	1312	L5
PSBNR/L5050T25		50	50	300	48	50	43					

PSDNN



订单号 Order No.	刀片 Insert	适用条件 Application						配件 Parts				
		h	b	L	L1	h1	f	杠杆 Level	螺钉 Screw	垫片 Shim	垫销 Pin	扳手 Wrench
PSDNN2020K12	SN □□ 1204 □□	20	20	125	30	20	10	0513	0820	1203	0606	L3
PSDNN2525M12		25	25	150	36	25	12.5					
PSDNN3232P12		32	32	170	40	32	16.5					
PSDNN2525M15	SN □□ 1506 □□	25	25	150	36	25	12.5	0516	0825	1504	0808	L3
PSDNN3232P15		32	32	170	45	32	16.5					
PSDNN3232P19	SN □□ 1906 □□	32	32	170	45	32	16.5	0726	1027	1904	0909	L4
PSDNN4040S19		40	40	250	50	40	20					
PSDNN4040S25	SN □□ 2509 □□	40	40	250	50	40	20	0925	1237	2506	1312	L5
PSDNN5050T25		50	50	300	55	50	25					

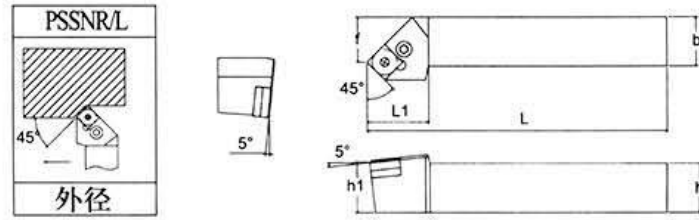
PSKNR/L



订单号 Order No.	刀片 Insert	适用条件 Application						配件 Parts				
		h	b	L	L1	h1	f	杠杆 Level	螺钉 Screw	垫片 Shim	垫销 Pin	扳手 Wrench
PSKNR/L2020K12	SN □□ 1204 □□	20	20	125	26	20	25	0513	0820	1203	0606	L3
PSKNR/L2525M12		25	25	150	26	25	32					
PSKNR/L3232P12		32	32	170	26	32	40					
PSKNR/L2525M15	SN □□ 1506 □□	25	25	150	32	25	32	0516	0825	1504	0808	L3
PSKNR/L3232P15		32	32	170	32	32	40					
PSKNR/L3232P19	SN □□ 1906 □□	32	32	170	36	32	40	0726	1027	1904	0909	L4
PSKNR/L4040S19		40	40	250	40	40	50					
PSKNR/L4040S25	SN □□ 2509 □□	40	40	250	44	40	50	0925	1237	2506	1312	L5
PSKNR/L5050T25		50	50	300	46	50	60					

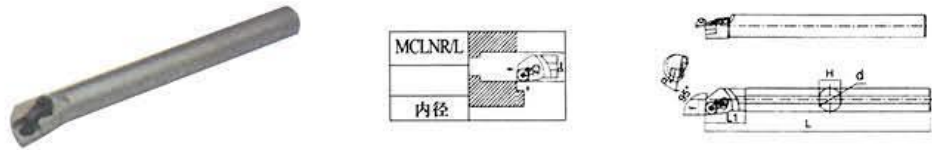
PSSNR/L

图一



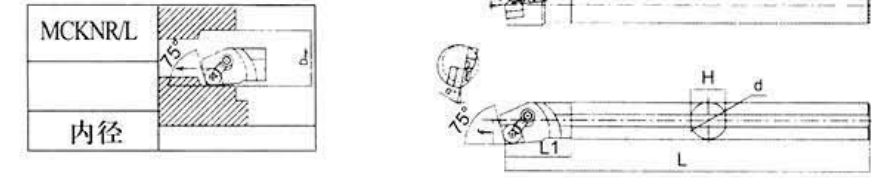
订单号 Order No.	刀片 Insert	适用条件 Application						配件 Parts				
		h	b	L	L1	h1	f	杠杆 Level	螺钉 Screw	垫片 Shim	垫销 Pin	扳手 Wrench
PSSNR/L2020K12	SN □□ 1204 □□	20	20	125	30	20	25	0513	0820	1203	0606	L3
PSSNR/L2525M12		25	25	150	36	25	32					
PSSNR/L3232P12		32	32	170	40	32	40					
PSSNR/L2525M15	SN □□ 1506 □□	25	25	150	36	25	32	0516	0825	1504	0808	L4
PSSNR/L3232P15		32	32	170	45	32	40					
PSSNR/L3232P19	SN □□ 1906 □□	32	32	170	45	32	40	0726	1027	1904	0909	L4
PSSNR/L4040S19		40	40	250	50	40	50					
PSSNR/L4040S25	SN □□ 2509 □□	40	40	250	50	40	50	0925	1237	2506	1312	L5
PSSNR/L5050T25		50	50	300	55	50	60					

HT-011701 压板型内孔刀杆 INTERNAL TURNING TOOLS



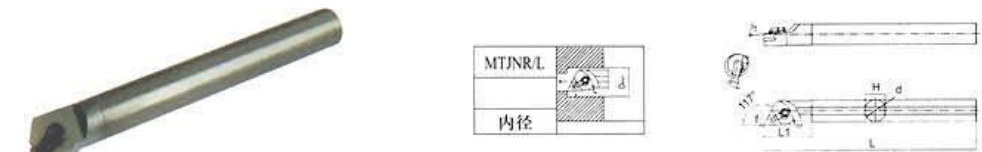
订单号 Order No.	刀片 Insert	适用条件 Application							配件 Parts						
		D _{min}	d	L	L1	H	f	α°	垫片 Shim	销钉 Lock pin	压板 Clamp	螺钉 Screw	扳手 Wrench		
S20R-MCLNR/L12	CN □□ 1204 □□	25	20	200	45	19	13	15	⊗	0614	1811	0620	L2.5 L3.0		
S25R-MCLNR/L12		32	25	200	45	24	16.5	12							
S32T-MCLNR/L12		40	32	300	50	30	22.5	17			1204	0617		1814	0625
S40U-MCLNR/L12		50	40	350	55	38	26	15							
S40U-MCLNR/L16	CN □□ 1606 □□	50	40	350	55	38	26	15	1604	0822	2415	0828	L3.0 L4.0		
S50V-MCLNR/L16		60	50	400	65	48	31	12							

MCKNR/L



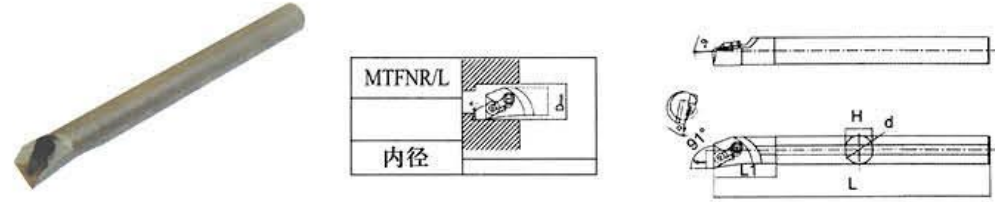
订单号 Order No.	刀片 Insert	使用条件 Application							配件 parts						
		D _{min}	d	L	L1	H	f	a°	垫片 Shim	销钉 Lock pin	压板 Clamp	螺钉 Screw	扳手 Wrench		
S20R-MCKNR/L12	CN □□ 1204 □□	26	20	200	45	19	14	15	⊗	0614	1811	0620	L2.5 L3.0		
S25R-MCKNR/L12		32	25	250	45	24	16	12							
S32T-MCKNR/12		40	32	300	50	30	22	17			1204	0617		1814	0625
S40U-MCKNR/12		50	40	350	55	38	26	15							
S40U-MCKNR/L16	CN □□ 1606 □□	50	40	350	55	38	26	15	1604	0822	2415	0828	L3.0 L4.0		
S50V-MCKNR/L16		60	50	400	65	48	31	12							

MTJNR/L



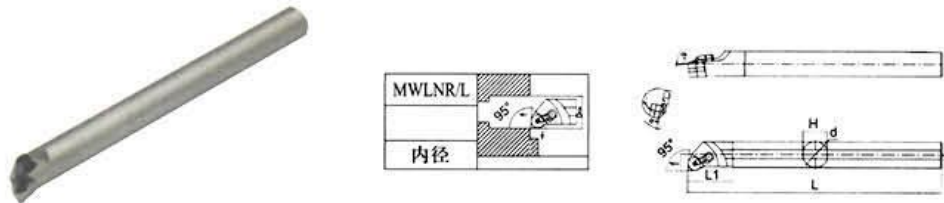
订单号 Order No.	刀片 Insert	使用条件 Application							配件 parts				
		D _{min}	d	L	L1	H	f	a°	垫片 Shim	销钉 Lock pin	压板 Clamp	螺钉 Screw	扳手 Wrench
S20R-MTHNR/L16	TN □□ 1604 □□	25	20	200	40	19	13	15	⊗	0511	1811	0620	L2.0 L3.0
S25S-MTHNR/L16		32	25	250	45	24	16	12					
S32T-MTHNR/L16		41	32	300	50	30	22.5	17			1604	0513	

MTFNR/L



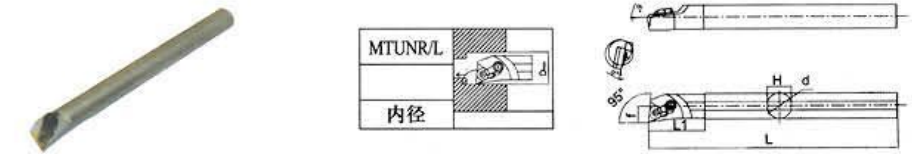
订单号 Order No.	刀片 Insert	使用条件 Application							配件 parts				
		D _{min}	d	L	L1	H	f	a°	垫片 Shim	销钉 Lock pin	压板 Clamp	螺钉 Screw	扳手 Wrench
S20R-MTFNR/L16	TN □□ 1604 □□	25	20	200	40	19	13	15	⊗	0511	1811	0625	L2.0 L3.0
S25S-MTFNR/L16		32	25	250	45	24	16.5	12					
S32T-MTFNR/L16		41	32	300	54	30	22.5	17	1603	0513	1814	0625	
S40U-MTFNR/L16		50	40	350	60	38	26.5	15					

MWLNRL




订单号 Order No.	刀片 Insert	适用条件 Application							配件 Parts							
		D _{min}	d	L	L1	H	f	α°	垫片 Shim	销钉 Lock pin	压板 Clamp	螺钉 Screw	扳手 Wrench			
S16Q-MWLNRL06	WN □□ 0604 □□	22	16	180	38	15	11	18	⊗	0511	1611	0520	L2.0 L2.5			
S20R-MWLNRL06		25	20	200	40	19	13	15								
S20R-MWLNRL08	WN □□ 0804 □□	25	20	200	40	19	13	15					0614	1811	0620	L2.5 L3.0
S25S-MWLNRL08		32	25	250	45	24	16.5	12								
S32T-MWLNRL08		41	32	300	50	30	22	17	0804	0617	1814	0625				
S40U-MWLNRL08		50	40	350	55	38	26	15								

MTUNR/L



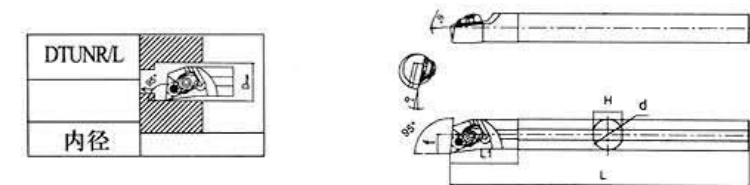
订单号 Order No.	刀片 Insert	使用条件 Application							配件 parts				
		D _{min}	d	L	L1	H	f	a°	垫片 Shim	销钉 Lock pin	压板 Clamp	螺钉 Screw	扳手 Wrench
S20R-MTUNR/L16	TN □□ 1604 □□	25	20	200	40	19	13	15	⊗	0511	1811	0620	L2.0 L3.0
S25S-MTUNR/L16		32	25	250	45	24	16.5	12					
S32T-MTUNR/L16		41	32	300	54	30	22.5	17	1603	0513	1814	0625	
S40U-MTUNR/L16		50	40	350	60	38	26.5	15					

DCLNR/L



订单号 Order No.	刀片 Insert	使用条件 Application							配件 parts					
		D _{min}	d	L	L1	H	f	a°	垫片 Shim	销钉 Lock pin	压板 Clamp	螺钉 Screw	弹簧 Spring	扳手 Wrench
S20Q-DCLNR/L12	CN □□ 1204 □□	25	20	180	45	19	13	15	⊗	⊗	2214	0520	0710	L4.0
S25R-DCLNR/L12		32	25	200	45	24	16.5	12						
S32T-DCLNR/L12		40	32	250	50	30	22.5	17	1204	0614				
S40T-DCLNR/L12		50	40	300	55	38	26	15						
S50U-DCLNR/L12		60	50	350	65	48	31	12						


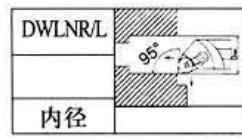
DTUNR/L



车刀系列 TURNING TOOLS SERIES

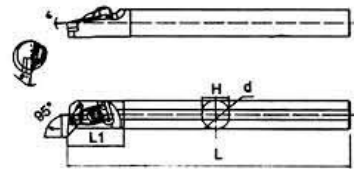
订单号 Order No.	刀片 Insert	使用条件 Application							配件 parts					
		D _{min}	d	L	L1	H	f	α°	垫片 Shim	销钉 Lock pin	压板 Clamp	螺钉 Screw	弹簧 Spring	扳手 Wrench
S20Q-DTUNR/L16	CN □□ 1604 □□	25	20	180	40	19	13	15	⊗	⊗	2313	0520	0710	L4.0
S25R-DTUNR/L16		32	25	200	45	24	16.5	12						
S32S-DTUNR/L16		41	32	250	54	30	22.5	17	1204	0512				
S40T-DTUNR/L16		50	40	300	60	38	26.5	15						

DWLNR/L



订单号 Order No.	刀片 Insert	适用条件 Application							配件 Parts					
		D _{min}	d	L	L1	H	f	α°	垫片 Shim	销钉 Lock pin	压板 Clamp	螺钉 Screw	弹簧 Spring	扳手 Wrench
S16N-DWLNR/L06	WN □□ 0604 □□	22	16	160	38	15	11	18	⊗	⊗	2313	0520	0710	L4.0
S20Q-DWLNR/L06		25	20	180	40	19	13	15						
S20Q-DWLNR/L08	WN □□ 0804 □□	25	20	180	40	19	13	15	⊗	⊗	2214	0520	0710	L4.0
S25R-DWLNR/L08		32	25	200	45	24	16.5	12						
S32S-DWLNR/L08		41	32	250	50	30	22	17						
S40U-DWLNR/L08		50	40	300	55	38	26	15						

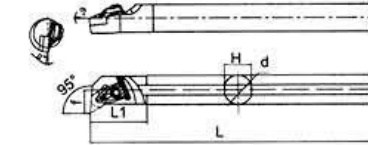

DVUNR/L



订单号 Order No.	刀片 Insert	适用条件 Application							配件 Parts					
		D _{min}	d	L	L1	H	f	α°	垫片 Shim	销钉 Lock pin	压板 Clamp	螺钉 Screw	弹簧 Spring	扳手 Wrench
S25R-DVUNR/L16	WN □□ 1604 □□	36	25	200	45	24	20	12	⊗	⊗	2214	0520	0710	L4.0
S32S-DVUNR/L16		42	32	250	50	30	22	17	1603	0512				
S40T-DVUNR/L16		50	40	300	55	38	26	15						

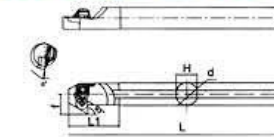
车刀系列 TURNING TOOLS SERIES

DDUNR/L



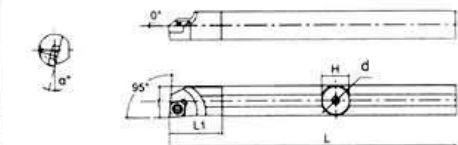
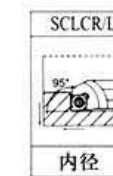
订单号 Order No.	刀片 Insert	适用条件 Application							配件 Parts					
		D _{min}	d	L	L1	H	f	α°	垫片 Shim	销钉 Lock pin	压板 Clamp	螺钉 Screw	弹簧 Spring	扳手 Wrench
S25R-DDUNR/L16	DN □□ 1604 □□	32	25	200	45	24	17	12	⊗	⊗	2514	0520	0710	L4.0
S32S-DDUNR/L16		42	32	250	50	30	22.5	17	1506	0614				
S40T-DDUNR/L16		50	40	300	60	38	26	15	1504	0614				

DDZNR/L



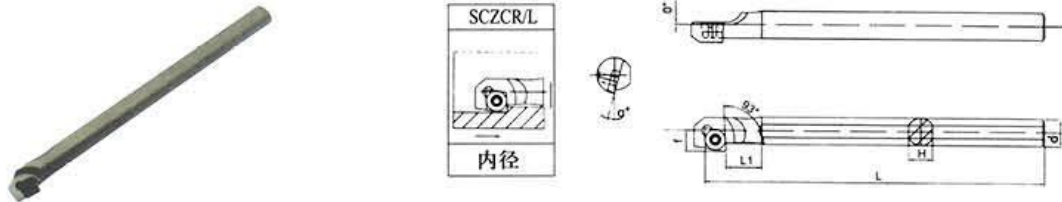
订单号 Order No.	刀片 Insert	适用条件 Application							配件 Parts					
		D _{min}	d	L	L1	H	f	α°	垫片 Shim	销钉 Lock pin	压板 Clamp	螺钉 Screw	弹簧 Spring	扳手 Wrench
S32S-DDZNR/L16	DN □□ 1604 □□	40	32	250	50	30	22	17	⊗	0614	2514	0520	0710	L4.0
S40T-DDZNR/L16		50	40	300	55	38	27	15	1506					
S50U-DDZNR/L16		60	50	350	70	48	32	12	1504					

HT-011702 螺钉型内孔刀杆 INTERNAL TURNING TOOLS



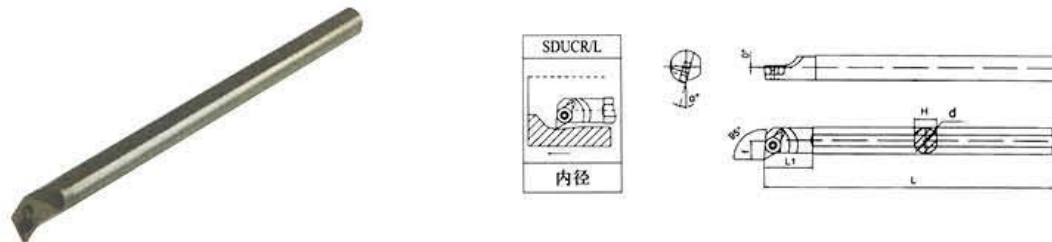
订单号 Order No.	刀片 Insert	适用条件 Application							配件 Parts	
		D _{min}	d	f	L	L1	H	α°	螺钉 Screw	扳手 Wrench
S07K-SCLCR/L06	CC □□ 0602 □□	9	7	4.5	125	20	6	15	M2.5*6	T-8
S08K-SCLCR/L06		10	8	5	125	20	7	13		
S10K-SCLCR/L06		13	10	6	125	22	9	12		
S12M-SCLCR/L06		16	12	7	150	23	11	10		
S12M-SCLCR/L09	CC □□ 09T3 □□	16	12	7.5	150	27	11	12	M3.5*8	T-15
S16N-SCLCR/L09		20	16	9.5	160	30	15	10		
S20Q-SCLCR/L09		25	20	11.5	180	35	19	8		
S25R-SCLCR/L09		31	25	14	200	40	24	6		
S32S-SCLCR/L09		39	32	17.5	250	45	30	4		

SCZCR/L



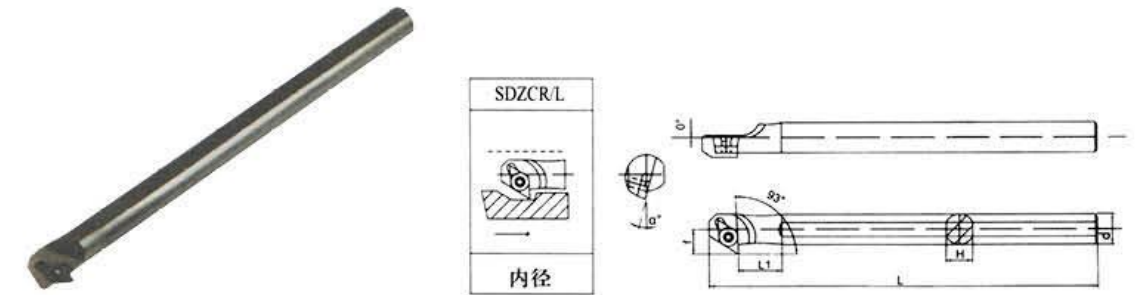
订单号 Order No.	刀片 Insert	使用条件 Application							配件 parts	
		D _{min}	d	f	L	L1	H	α°	螺钉 Screw	扳手 Wrench
S08K-SCZCR/L06	CC □□ 0602 □□	12.5	8	6.5	125	25	7	13	M2.5*6	T-8
S10K-SCZCR/L06		14	10	7.5	125	27	9	12		
S12M-SCZCR/L06		16	12	8.5	150	30	11	10		
S16M-SCZCR/L09	CC □□ 09T3 □□	20	16	10.5	160	35	15	10	M3.5*8	T-15
S20Q-SCZCR/L09		25	20	13.5	180	40	19	8		
S25R-SCZCR/L09		32	25	16	200	42	24	8		

SDUCR/L



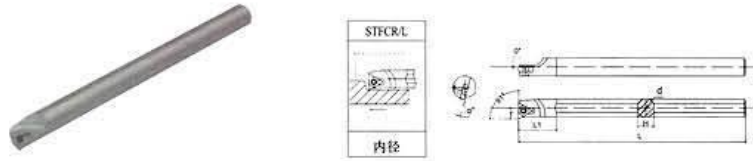
订单号 Order No.	刀片 Insert	使用条件 Application							配件 parts	
		D _{min}	d	f	L	L1	H	α°	螺钉 Screw	扳手 Wrench
S10K-SDUCR/L07	DC □□ 0702 □□	15	10	8	125	25	9	10	M2.5*6	T-8
S12M-SDUCR/L07		17	12	9	150	28	11	8		
S16N-SDUCR/L07		22	16	11	160	30	15	6		
S20Q-SDUCR/L11	DC □□ 11T3 □□	25	20	13	180	40	19	6	M3.5*8	T-15
S25R-SDUCR/L11		32	25	16	200	40	24	4		
S32S-SDUCR/L11		39	32	20	250	45	30	4		
S45T-SDUCR/L11		50	40	24	300	50	38	2		
S50U-SDUCR/L11		60	50	29	350	55	48	0		

SDZCR/L



订单号 Order No.	刀片 Insert	适用条件 Application							配件 Parts	
		D _{min}	d	f	L	L1	H	α°	螺钉 Screw	扳手 Wrench
S10K-SDZCR/L07	DC □□ 0702 □□	16	10	8	125	28	9	12	M2.5*6	T-8
S12M-SDZCR/L07		18	12	9	150	30	11	10		
S16N-SDZCR/L07		24	16	11	160	30	15	8		
S20Q-SDZCR/L11	DC □□ 11T3 □□	28	20	13	180	40	19	8	M3.5*8	T-15
S25R-SDZCR/L11		34	25	16	200	45	24	6		
S32S-SDZCR/L11		38	32	20.5	250	50	30	4		

STFCR/L



订单号 Order No.	刀片 Insert	适用条件 Application							配件 Parts	
		D _{min}	d	f	L	L1	H	α°	螺钉 Screw	扳手 Wrench
S08K-STFCR/L09	TC □□ 0902 □□	10	8	5	125	23	7	15	M2.5*6	T-8
S10K-STFCR/L09		13	10	6	125	24	9	13		
S12M-STFCR/L09		16	12	7	150	27	11	10		
S10K-STFCR/L11	TC □□ 1102 □□	13.5	10	6	125	24	9	12		
S12M-STFCR/L11		16	12	7	150	27	11	10		
S16N-STFCR/L11		20	16	9	160	30	15	8		
S20Q-STFCR/L11	TC □□ 1102 □□	25	20	11	180	35	19	6	M3.5*8	T-15
S20Q-STFCR/L16		25	20	11.5	180	40	19	8		
S25R-STFCR/L16		31	25	14	200	40	24	6		
S32S-STFCR/L16		39	32	17.5	250	45	30	4		

STUCR/L



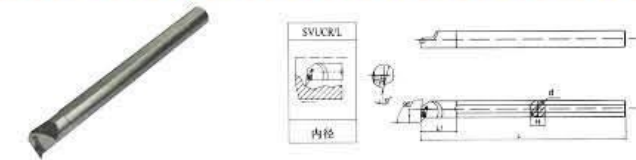
订单号 Order No.	刀片 Insert	适用条件 Application							配件 Parts	
		D _{min}	d	f	L	L1	H	α°	螺钉 Screw	扳手 Wrench
S08K-STUCR/L09	TC □□ 0902 □□	10	8	5	125	23	7	15	M2.5*6	T-8
S10K-STUCR/L09		13	10	6	125	24	9	13		
S10K-STUCR/L11		13.5	10	6	125	24	9	12		
S12M-STUCR/L11	TC □□ 1102 □□	16	12	7	150	27	11	10		
S16N-STUCR/L11		20	16	9	160	30	15	8		
S20Q-STUCR/L11		25	20	11	180	35	19	6		
S25R-STUCR/L11	TC □□ 16T3 □□	31	25	13.5	200	40	24	4	M3.5*8	T-15
S20Q-STUCR/L16		25	20	11.5	180	40	19	8		
S25R-STUCR/L16		31	25	14	200	40	24	6		
S32S-STUCR/L16		39	32	17.5	250	45	30	4		

SSKCR/L



订单号 Order No.	刀片 Insert	适用条件 Application							配件 Parts	
		D _{min}	d	f	L	L1	H	α°	螺钉 Screw	扳手 Wrench
S12M-SSKCR/L09	SC □□ 09T3 □□	16	12	8.5	150	30	11	12	M3.5*8	T-15
S16N-SSKCR/L09		20	16	10.5	160	30	15	10		
S20Q-SSKCR/L09		24	20	12.5	180	40	19	8		
S25R-SSKCR/L09		31	25	15	200	40	24	6		

SVUCR/L



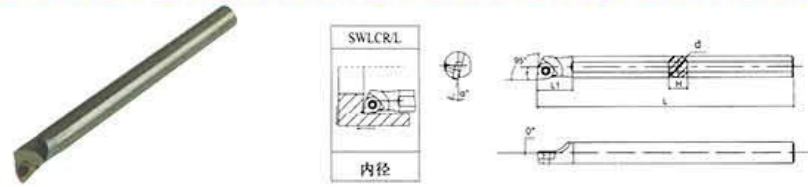
订单号 Order No.	刀片 Insert	适用条件 Application							配件 Parts	
		D _{min}	d	f	L	L1	H	α°	螺钉 Screw	扳手 Wrench
S16N-SVUCR/L11	VC □□ 1103 □□	22	16	11.5	160	30	15	8	M2.5*6	T-8
S20Q-SVUCR/L11		27	20	14	180	32	19	6		
S20Q-SVUCR/L16	VC □□ 1604 □□	31	20	19	180	50	19	8	M3.5*8	T-15
S25R-SVUCR/L16		35	25	20	200	50	24	6		
S32S-SVUCR/L16		42	32	22.5	250	50	30	8		
S40T-SVUCR/L16		51	40	27	300	55	38	6		
S50U-SVUCR/L16		60	50	32	350	65	48	4		

SVZCR/L



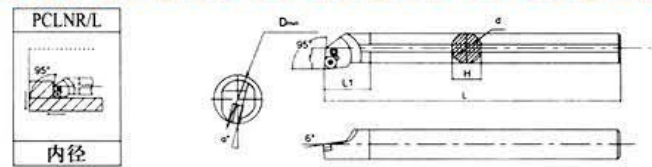
订单号 Order No.	刀片 Insert	适用条件 Application							配件 Parts	
		D _{min}	d	f	L	L1	H	α°	螺钉 Screw	扳手 Wrench
S16N-SVZCR/L11	VC □□ 1103 □□	22	16	11.5	160	34	15	8	M2.5*6	T-8
S20Q-SVZCR/L11		27	20	14	180	38	19	6		
S25R-SVZCR/L16	VC □□ 1604 □□	34	25	19.5	200	50	24	6	M3.5*8	T-15
S32S-SVZCR/L16		42	32	23.5	250	50	30	8		
S40T-SVZCR/L16		50	40	27	300	60	38	6		
S50U-SVZCR/L16		60	50	31.5	350	65	48	4		

SWLCR/L



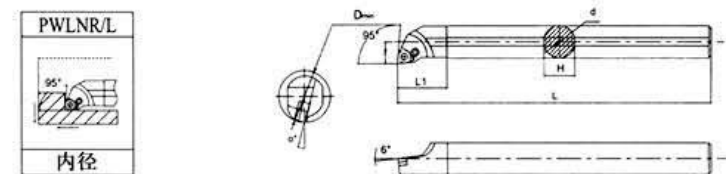
订单号 Order No.	刀片 Insert	适用条件 Application							配件 Parts	
		D _{min}	d	f	L	L1	H	α°	螺钉 Screw	扳手 Wrench
S08K-SWLCR/L04	WC □□ 0402 □□	10	8	5	125	25	7	13	M2.5*6	T-8
S10K-SWLCR/L04		13	10	6.5	125	30	9	10		
S12M-SWLCR/L06	WC □□ 06T3 □□	16	12	7.5	150	37	11	13	M3.5*8	T-15
S16N-SWLCR/L06		20	16	9.5	160	40	15	10		
S20Q-SWLCR/L06		25	20	11.5	180	40	19	8		
S25R-SWLCR/L06		31	25	14	200	40	24	6		

HT-011703 杠杆型内孔刀杆 INTERNAL TURNING TOOLS



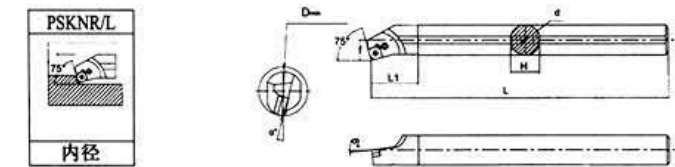
订单号 Order No.	刀片 Insert	适用条件 Application							配件 Parts				
		D _{min}	d	H	L	L1	f	α°	杠杆 Level	螺钉 Screw	垫片 Shim	垫销 Pin	扳手 Wrench
S20R-PCLNR/L09	CN □□ 0903 □□	25	20	19	200	32	13	11	0513	0820	0903	0606	L3
S25S-PCLNR/L12		32	25	24	250	40	17	12					
S32T-PCLNR/L12	CN □□ 1204 □□	40	32	30	300	50	22	11	0513	0820	1203	0606	
S40T-PCLNR/L12		50	40	38	300	55	27	10					

PWLNRL/L



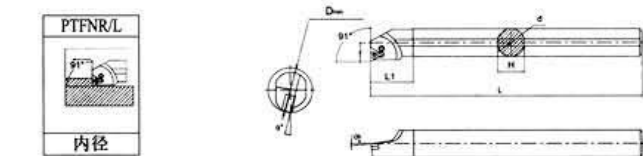
订单号 Order No.	刀片 Insert	使用条件 Application							配件 parts				
		D _{min}	d	H	L	L1	f	a°	杠杆 Level	螺钉 Screw	垫片 Shim	垫销 Pin	扳手 Wrench
S20R-PWLNRL/L08	WN □□ 0804 □□	25	20	19	200	40	13	12	0513	0820	0803	0606	L3
S25S-PWLNRL/L08		32	25	24	250	40	17	12					
S32T-PWLNRL/L08		40	32	30	300	50	22	10					
S40T-PWLNRL/L08		54	40	38	300	55	27	10					

PSKNR/L



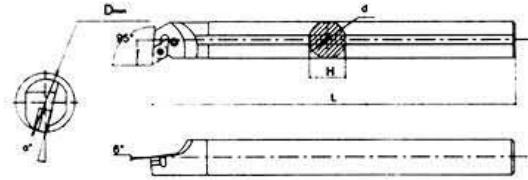
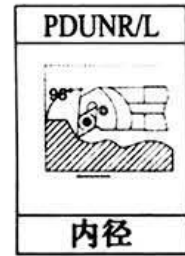
订单号 Order No.	刀片 Insert	使用条件 Application							配件 parts				
		D _{min}	d	H	L	L1	f	a°	杠杆 Level	螺钉 Screw	垫片 Shim	垫销 Pin	扳手 Wrench
S20R-PSKNR/L09	SN □□ 0903 □□	25	20	19	200	40	13	12	0310	0617	0903	0505	L2.5
S25S-PSKNR/L12		32	25	24	250	42	17	12					
S32T-PSKNR/L12	SN □□ 1204 □□	40	32	30	300	45	22	12	0513	0820	1203	0606	L3
S40T-PSKNR/L12		50	40	38	300	50	27	12					

PTFNR/L



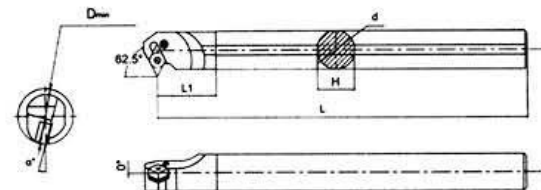

订单号 Order No.	刀片 Insert	使用条件 Application							配件 parts				
		D _{min}	d	H	L	L1	f	a°	杠杆 Level	螺钉 Screw	垫片 Shim	垫销 Pin	扳手 Wrench
S20R-PTFNR/L16	TN □□ 1604 □□	25	20	19	200	33	13	12	0310	0617	1603	0505	L2.5
S25S-PTFNR/L16		32	25	24	250	42	17	12					
S32T-PTFNR/L16		44	32	30	300	50	22	10					
S40T-PTFNR/L16		54	40	38	300	55	27	10					

PDUNR/L



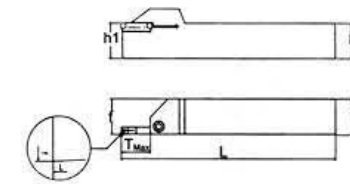
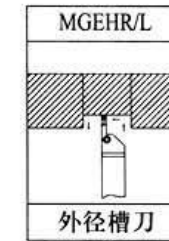
订单号 Order No.	刀片 Insert	适用条件 Application							配件 Parts				
		D _{min}	d	H	L	L1	f	α°	杠杆 Level	螺钉 Screw	垫片 Shim	垫销 Pin	扳手 Wrench
S20R-PDUNR/L11	DN□□1104□□	25	20	19	200	30	13	11	0310	0617	1103	0505	L2.5
S25S-PDUNR/L15		32	25	24	250	35	17	13					
S32T-PDUNR/L15	DN□□1506□□	40	32	30	300	40	22	16	0516	0820	1503	0606	L3
S40T-PDUNR/L15		50	40	38	300	50	27	11					

PDSNR/L



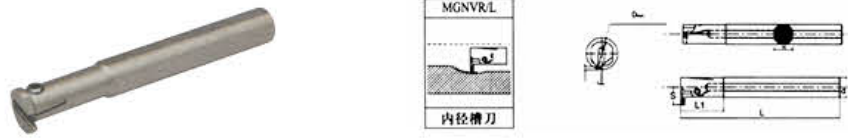
订单号 Order No.	刀片 Insert	使用条件 Application							配件 parts				
		D _{min}	d	H	L	L1	f	a°	杠杆 Level	螺钉 Screw	垫片 Shim	垫销 Pin	扳手 Wrench
S20R-PDSNR//L16	DN□□1506□□	40	32	30	300	45	22	11	0516	0820	1503	0606	L3
S40T-PDSNR//L16		50	40	38	300	43	27	11					

HT-011704 切断、切槽刀杆 TOOL HOLDER FOR GROOVING



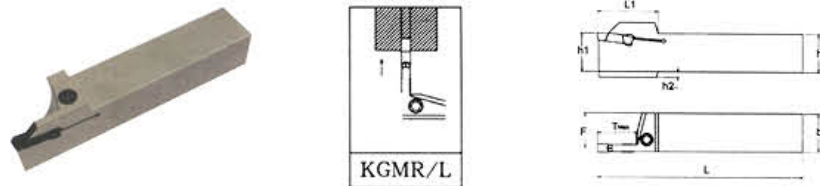
订单号 Order No.	适用条件 Application					刀片 Insert	配件 Parts			
	h	b	L	f	T _{最大}		螺钉 Screw	扳手 Wrench		
1616H-2	16	16	100	16.25	14	MGMN200	0520	L4.0		
2020K-2	20	20	125	20.25						
2525M-2	25	25	150	25.25						
1616H-2.5	16	16	100	16.3	16	MGMN250				
2020K-2.5	20	20	125	20.3						
2525M-2.5	25	25	150	25.3						
1616H-3	16	16	100	16.35	18	MGMN300				
2020K-3	20	20	125	20.4						
2020K-3-T10	20	20	125	20.4						
2525M-3	25	25	150	25.4	18				MGMN400	
2525M-3-T10	25	25	150	25.4						
3232P-3	32	32	170	32.4						
3232P-3-T10	32	32	170	32.4	10					MGMN500
2020K-4	20	20	125	20.4						
2020K-4-T10	20	20	125	20.4						
2525M-4	25	25	150	25.4	18				MGMN600	
2525M-4-T10	25	25	150	25.4						
3232P-4	32	32	170	32.4						
3232P-4-T10	32	32	170	32.4	10	MGMN600				
2020K-5	20	20	125	20.5						
2525M-5	25	25	150	25.5						
3232P-5	32	32	170	32.5	23		MGMN600			
2020K-6	20	20	125	20.6						
2525M-6	25	25	150	25.6						
3232P-6	32	32	170	32.6	23	MGMN600				

MGNVR/L



订单号 Order No.	适用条件 Application								刀片 Insert	配件 Parts	
	D _{min}	d	L	L1	H	T _{最大}	S	螺钉 Screw		扳手 Wrench	
MGNVR/L	2016M-2	20	16	150	35	15	5	12.4	MGMN200	0512	L4
	2520M-2	25	20	150	45	18	5	14.0			
	2925R-2	29	25	200	45	23	5	17.2			
	2520M-2.5	25	20	150	45	18	6	15.1	MGMN250		
	2925R-2.5	29	25	200	45	23	6	18.2			
	2520M-3	25	20	150	45	18	6	15.6	MGMN300		
	3125R-3	31	25	200	45	23	6	18.9			
	3732S-3	37	32	250	65	30	6	21.5			
	2520M-4	25	20	150	45	18	6	15.6	MGMN400		
	3125R-4	31	25	200	45	23	6	18.9			
	3732R-4	37	32	200	65	30	6	21.5			
	3125R-5	31	25	200	45	23	8	19.4	MGMN500		
3732S-5	37	32	250	65	30	8	21.5				

KGMR/L



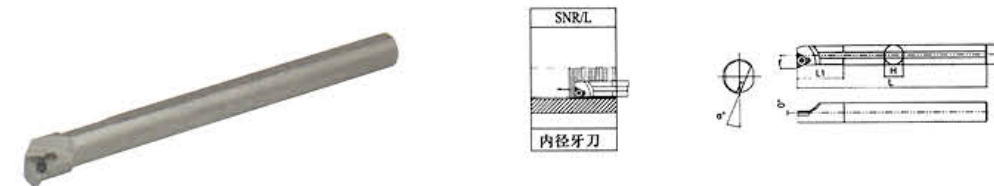
订单号 Order No.	适用条件 Application							刀片 Insert	配件 Parts	
	h(h1)	b	L	F	h2	T _{max}	螺钉 Screw		扳手 Wrench	
KGMR/L	2012K-2T17	20	12	125	11.5	-	17	GMM2... GMG2... GMN2...	NLJ0520	L4.0
	2020K-2T17	20	20	125	19.15	-				
	2525M-2T17	25	25	150	24.15	-				
	1616H-3T20	16	16	100	14.8	4	20	GMM3.../GMM4... GMG3.../GMG4... GMN3.../GMN4...		
	2020K-3T20	20	20	125	18.8	-				
	2525M-3T17	25	25	150	23.8	-				
	2020K-4T20	20	20	125	18.3	-	20	GMM4.../GMM5... GMG4.../GMG5... GMN4.../GMN5...		
	2525M-4T20	25	25	150	23.3	-				
	2525M-4T25	25	25	150	23.3	-				
	2525M-5T25	32	25	150	22.8	-	25	GMM5.../GMN5.../ GMN6... GMG5.../GMM6.../ GMG6...		
	3232P-5T25	32	32	170	29.8	-				

HT-011705 螺纹刀杆 THREADING HOLDER



订单号 Order No.	适用条件 Application							刀片 Insert	配件 parts			
	h	b	L	f	h1	L1	螺钉 Screw		扳手 Wrench	垫片 Shim	侧孔螺钉 Side Screw	
SER/L	1212H16	12	12	100	16	12	20	16ER/L	M3.5*12	T15	016	0308
	1616H16	16	16	100	20	16	22					
	2020K16	20	20	125	25	20	25					
	2525M16	25	25	150	32	25	30					
	3232P16	32	32	170	40	32	35					

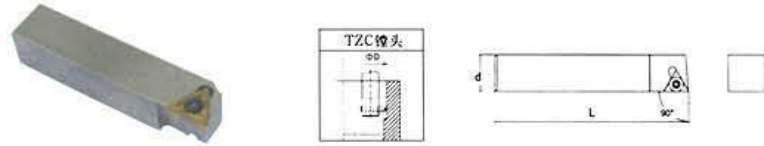
SNR/L



订单号 Order No.	刀片 Insert	适用条件 Application								配件 Parts	
		D _{min}	d	H	L	L1	f	α°	螺钉 Screw	扳手 Wrench	
SNR/L	11NP/L	0010K11	13	10	9	125	22	7.2	15	M2.5*6	T8
		0012M11	15	12	11	150	22	8.5	15		
		0013M16	16	13	15	150	32	10.2	17		
	0016M16	19	16	15	150	40	11.7	15			
	0020Q16	24	20	19	180	40	13.7	21			
	0025R16	29	25	24	200	45	16.2	21			
	16NP/L	0032S16	36	32	30	250	50	19.7	15	M3.5*8	T15
		0040T16	44	40	38	300	55	23.7	15		
		0050U16	54	50	48	350	60	28.7	15		
		1016M11	13	16	15	150	22	7.7	15		
		1316M11	16	16	15	150	32	8.7	17		
		1516M11	19	16	15	150	40	9.7	17		
	1516M16	16NP/L	19	16	15	150	40	9.7	17	M3.5*8	T15
	1020M11	11NP/L	13	20	19	150	32	7.7	17	M2.5*6	T8
	1320M11		16	20	19	150	32	8.7	17		
	1620M16		16NP/L	19	20	19	150	40	9.7		

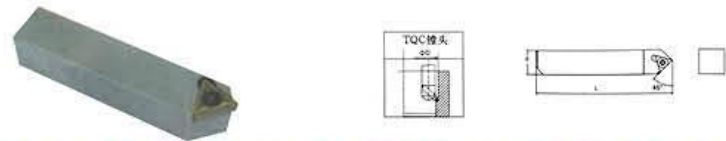
车刀系列 TURNING TOOLS SERIES

HT-011706 镗孔刀杆 BORING BAR



订单号 Ordec No	刀片 Insert	适用条件 Application			配件 parts	
		ΦD	L	d	螺钉 Screw	扳手 Wrench
TZC08-23-90-L	TC ◇◇ 090204	25-38	23	8	M2.2*5	T-6
TZC08-36-90-L		38-50	36			
TZC10-36-90-L	TC ◇◇ 090204	50-70	48	10	M2.5*6	T-8
TZC10-48-90-L						
TZC13-48-90-L	TC ◇◇ 110204	70-90	65	13	M2.5*6	T-8
TZC13-65-90-L		62-90	60			
TZC16-60-90-L	TC ◇◇ 110204	90-115	85	16	M2.5*6	T-8
TZC16-85-90-L						
TZC19-70-90-L	TC ◇◇ 16T308	72-105	70	19	M3.5*8	T-15
TZC19-95-90-L		105-135	95			
TZC19-120-90-L	TC ◇◇ 16T308	135-150	120	25	M3.5*8	T-15
TZC25-100-90-L		105-140	100			
TZC25-135-90-L		140-190	135			

TQC 镗头



订单号 Ordec No	刀片 Insert	适用条件 Application			配件 parts	
		ΦD	L	d	螺钉 Screw	扳手 Wrench
TQC08-29-45-L	TC ◇◇ 090204	25-38	29	8	M2.2*5	T-6
TQC08-45-45-L		38-50	45			
TQC10-45-45-L	TC ◇◇ 090204	50-70	60	10	M2.5*6	T-8
TQC10-60-45-L						
TQC13-60-45-L	TC ◇◇ 110204	70-90	81	13	M2.5*6	T-8
TQC13-75-45-L		62-90	75			
TQC16-106-45-L	TC ◇◇ 110204	90-115	106	16	M2.5*6	T-8
TQC16-88-45-L						
TQC19-119-45-L	TC ◇◇ 16T308	72-105	88	19	M3.5*8	T-15
TQC19-150-45-L		105-135	119			
TQC19-125-45-L	TC ◇◇ 16T308	135-150	150	25	M3.5*8	T-15
TQC25-125-45-L		105-140	125			
TQC25-169-45-L		140-190	169			

铣刀系列 ENDMILL SERIES

HT-0118 2刃平头立铣刀 2 FLUTES SQUARE END MILLS

普通加工 For Steels



单位unit(mm)

刃径Dia	公差Tol
D ≤ 12	0 ⁻ -0.02
D > 12	0 ⁻ -0.03




商品号 Item No.	刃径D Mill Dia	刃长 LC Flute Length	全长L Overall Length	柄径 d Shank Dia	刃数 Number of Flutes
UBRS2DA 01003	1	3	50	4	2
UBRS2DA 01505	1.5	5	50	4	2
UBRS2DA 02006	2	6	50	4	2
UBRS2DA 02508	2.5	8	50	4	2
UBRS2DA 03009	3	9	50	6	2
UBRS2DA 03510	3.5	10	50	6	2
UBRS2DA 04010	4	10	50	6	2
UBRS2DA 04511	4.5	11	50	6	2
UBRS2DA 05013	5	13	50	6	2
UBRS2DA 06015	6	15	50	6	2
UBRS2DA 08020	8	20	60	8	2
UBRS2DA 10025	10	25	75	10	2
UBRS2DA 12030	12	30	75	12	2
UBRS2DA 16036	16	36	100	16	2
UBRS2DA 20045	20	45	100	20	2

订货示例 Ordering example: UBRS2DA φ6*15 OR UBRS2DA 06015

被切削材料 Workpiece Material

低碳钢 LOW carbon steel	中碳钢 medium carbon steel	普通合金钢 alloy steel	不锈钢 stainless steel	预硬钢 prehardened steel (HRC50)	淬硬钢 hardened steel (HRC65)	铸铁 cast iron	石墨 graphite	铝合金 aluminium alloy	铜合金 copper alloy
○	○	○	○	○	○	○	○	○	○

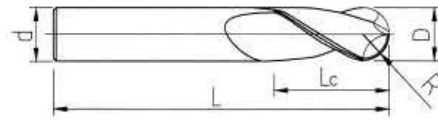
○最适合most suitable ○适合 suitable



铣刀系列 ENDMILL SERIES

HT-0119 2刃球头立铣刀 2 FLUTES BALL END MILLS

普通加工 For Steels



单位unit(mm)

R	公差Tol
R<3	±0.015
R≥3	±0.020



商品号 Item No.	刃径D Mill Dia	半径R Radius	刃长Lc FluteLength	全长L Overall Length	柄径d Shank Dia	刃数 Number of Flutes
UBRB2DA 01002	1	0.5	2	50	4	2
UBRB2DA 01503	1.5	0.75	3	50	4	2
UBRB2DA 02004	2	1	4	50	4	2
UBRB2DA 02505	2.5	1.25	5	50	4	2
UBRB2DA 03006	3	1.5	6	50	6	2
UBRB2DA 03506	3.5	1.75	6	50	6	2
UBRB2DA 04008	4	2	8	50	6	2
UBRB2DA 05010	5	2.5	10	50	6	2
UBRB2DA 06012	6	3	12	50	6	2
UBRB2DA 07014	7	3.5	14	60	8	2
UBRB2DA 08014	8	4	14	60	8	2
UBRB2DA 09016	9	4.5	16	75	10	2
UBRB2DA 10018	10	5	18	75	10	2
UBRB2DA 11020	11	5.5	20	75	12	2
UBRB2DA 12022	12	6	22	75	12	2
UBRB2DA 16026	16	8	26	100	16	2

订货示例 Ordering example:UBRS2DA φ6*12 OR UBRS2DA 06012

被切削材料 Workpiece Material

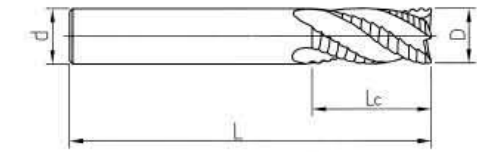
低碳钢 LOW carbon steel	中碳钢 medium carbon steel	普通合金钢 alloy steel	不锈钢 stainless steel	预硬钢 prehardened steel (HRC50)	淬硬钢 hardened steel (HRC65)	铸铁 cast iron	石墨 graphite	铝合金 aluminium alloy	铜合金 copper alloy
<input checked="" type="radio"/>	<input checked="" type="radio"/>	<input checked="" type="radio"/>	<input type="radio"/>	<input type="radio"/>	<input type="radio"/>	<input checked="" type="radio"/>	<input type="radio"/>	<input type="radio"/>	<input type="radio"/>

◎最适合most suitable ○适合 suitable

铣刀系列 ENDMILL SERIES

HT-0120 4刃粗加工平头立铣刀 4 FLUTES ROUGHING SQUARE END MILLS

普通加工 For Steels



单位unit(mm)

刃径Dia	公差Tol
D≤3<2	0 ⁻ -0.040
3<D≤10	0 ⁻ -0.058
10<D≤18	0 ⁻ -0.070
D>18	0 ⁻ -0.084



商品号 Item No.	刃径D Mill Dia	刃长Lc FluteLength	全长L Overall length	柄径d Shank Dia	刃数 Number of Flutes
UBRB2DA 06015	6	15	50	6	4
UBRB2DA 08020	8	20	60	8	4
UBRB2DA 10025	10	25	75	10	4
UBRB2DA 12030	12	30	75	12	4
UBRB2DA 16036	16	36	100	16	4
UBRB2DA 20045	20	45	100	20	4

订货示例 Ordering example:UBRS2DA φ6*15 OR UBRS2DA 06015

被切削材料 Workpiece Material

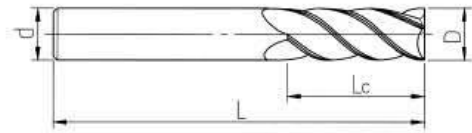
低碳钢 LOW carbon steel	中碳钢 medium carbon steel	普通合金钢 alloy steel	不锈钢 stainless steel	预硬钢 prehardened steel (HRC50)	淬硬钢 hardened steel (HRC65)	铸铁 cast iron	石墨 graphite	铝合金 aluminium alloy	铜合金 copper alloy
<input checked="" type="radio"/>	<input checked="" type="radio"/>	<input checked="" type="radio"/>	<input type="radio"/>	<input type="radio"/>	<input type="radio"/>	<input checked="" type="radio"/>	<input type="radio"/>	<input type="radio"/>	<input type="radio"/>

◎最适合most suitable ○适合 suitable

铣刀系列 ENDMILL SERIES

HT-0121 4刃平头立铣刀 4 FLUTES SQUARE END MILLS

高硬钢加工 For High Hardened Steels



单位unit(mm)

刃径Dia	公差Tol
2 ≤ D < 14	0 ⁻ -0.02
14 ≤ D < 20	0 ⁻ -0.03
D ≥ 20	0 ⁻ -0.04



商品号 Item No.	刃径D Mill Dia	刃长Lc Flute Length	全长L Overall Length	柄径d Shank Dia	刃数 Number of Flutes
UBRB2DA 02006	2	6	50	4	4
UBRB2DA 03009	3	9	50	4	4
UBRB2DA 04010	4	10	50	4	4
UBRB2DA 05013	5	13	50	6	4
UBRB2DA 06015	6	15	50	6	4
UBRB2DA 08020	8	20	60	8	4
UBRB2DA 10025	10	25	75	10	4
UBRB2DA 12030	12	30	75	12	4
UBRB2DA 14035	14	35	100	14	4
UBRB2DA 16036	16	36	100	16	4
UBRB2DA 20045	20	45	100	20	4

订货示例 Ordering example:UBRS2DA φ6*15 OR UBRS2DA 06015

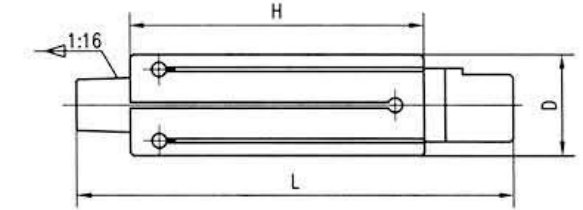
被切削材料 Workpiece Material

低碳钢 LOW carbon steel	中碳钢 medium carbon steel	普通合金钢 alloy steel	不锈钢 stainless steel	预硬钢 prehardened steel (HRC50)	淬硬钢 hardened steel (HRC65)	铸铁 cast iron	石墨 graphite	铝合金 aluminium alloy	铜合金 copper alloy
-------------------------	----------------------------	----------------------	------------------------	-------------------------------------	----------------------------------	-----------------	----------------	------------------------	---------------------

○最适合most suitable ○适合 suitable

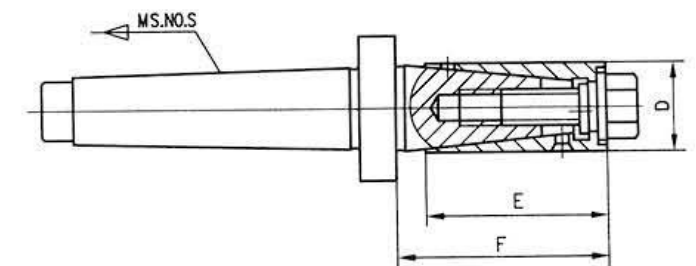
芯轴、胀套系列 CARTRIDGE MANDREL SERIES

HT-0122 膨胀芯轴 EXPANDING MANDRELS



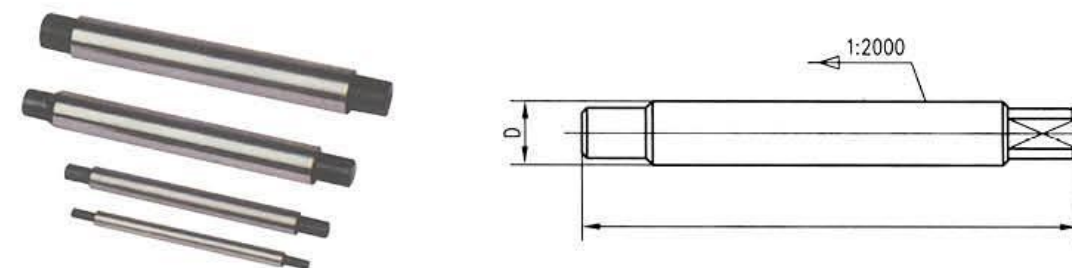
订单号 Order No.	D(in)	L(in)	H(in)	胀套件数 Sleeves	重量 Wt.(kg)
MZE-9/16	1/2-9/16	5	2-1/2	1	0.10
MZE-21/32	9/16-21/32	6	2-3/4		0.15
MZE-3/4	21/31-3/4	7	2-3/4		0.22
MZE-7/8	3/4-7/8	7	3-1/4		0.30
MZE-1	7/8-1	7	3-1/2		0.45
MZE-1-1/4	1-1 1/4	9	4	2	0.70
MZE-1-1/2	1 1/4-1 1/2	9	4		1.20
MZE-2	1 1/2-2	11.5	5		2.10
MZE-2-3/4	2-2 3/4	14	6		6.25
MZE-3-3/4	2 3/4-3 3/4	17	7		14.54

HT-0123 膨胀芯轴 EXPANDING MANDRELS



订单号 Order No.	D	E	F	胀套件数 Sleeves	膨胀量 Extensibility	MS.NO.S
EM-00-MS2	14.7-18.7	35	41.5	5	1.00	MS2
EM-00-MS2						MS3
EM-00-MS3						MS4
EM-01-MS2	19.7-23.7	40	46.5			MS2
EM-01-MS3						MS3
EM-01-MS4						MS4
EM-02-MS2	24.7-28.7	46	52.5			MS2
EM-02-MS3						MS3
EM-02-MS4						MS4
EM-02-MS5						MS5
EM-03-MS3	29.7-33.7	50	56.5			MS3
EM-03-MS4						MS4
EM-03-MS5						MS5
EM-04-MS3	34.7-38.7	60	66.5			MS3
EM-04-MS4						MS4
EM-04-MS5				MS5		
EM-05-MS3	39.7-43.7	60	66.5	MS3		
EM-05-MS4				MS4		
EM-05-MS5				MS5		
EM-06-MS3	44.7-52.7	80	92	MS3		
EM-06-MS4				MS4		
EM-06-MS5				MS5		
EM-07-MS3	54.7-62-7	90	102	MS3		
EM-07-MS4				MS4		
EM-07-MS5				MS5		
EM-08-MS4	64.7-80.7	100	112	MS4		
EM-08-MS5				MS5		
EM-09-MS4	81.7-99.7	122	134	MS4		
EM-09-MS5				MS5		
EM-10-MS5	100.7-118.7	140	152	MS5		
EM-11-MS5	119.7-139.7	180	192	11	MS5	

HT-0124 车床芯轴 LATHE MANDRELS



英制 INCH

订单号 Order No. LM-D	L	重量 Wt (kg)	订单号 Order No. LM-D	L	重量 Wt.(kg)	订单号 Order No. LM-D	L	重量 Wt.(kg)
LM-1/8	2-1/2	0.004	LM-23/32	6	0.300	LM-1-1/2	9	2.033
LM-5/23	3	1.010	LM-3/4	6	0.320	LM-1-9/16	9-1/4	2.267
LM-3/16	3	0.018	LM-25/32	6-1/4	0.350	LM-1-5/8	9-1/2	2.518
LM-7/32	3-3/4	0.023	LM-13/16	6-1/4	0.370	LM-1-11/16	9-3/4	2.787
LM-1/4	3-3/4	0.032	LM-27/32	6-1/2	0.400	LM-1-3/4	10	2.074
LM-9/32	4	0.039	LM-7/8	6-1/2	0.440	LM-1-13/16	10-1/4	3.380
LM-5/16	4	0.050	LM-29/32	6-3/4	0.500	LM-1-7/8	10-1/2	3.075
LM-11/32	4-1/4	0.060	LM-15/16	6-3/4	0.550	LM-1-15-16	10-3/4	4.050
LM-3/8	4-1/4	0.064	LM-31/32	7	0.600	LM-2	11	4.416
LM-13/32	4-1/2	0.070	LM-1	7	0.640	LM-2-1/8	11-1/2	5.212
LM-7/16	4-1/2	0.075	LM-1-1/16	7-1/4	0.822	LM-2-1/4	12	6.097
LM-15/32	5	0.120	LM-1-1/8	7	0.899	LM-2-3/8	12	6.793
LM-1/2	5	0.130	LM-1-1/8	7-1/2	0.953	LM-2-1/2	12-1/2	7.800
LM-17/32	5-1/4	0.140	LM-1-3/16	7-3/4	1.097	LM-2-5/8	12-1/2	8.600
LM-9/16	5-1/4	0.145	LM-1-7/32	7-3/4	1.156	LM-2-3/4	13	9.300
LM-19/32	5-1/2	0.170	LM-1-1/4	8	1.255	LM-2-7/8	13	10.20
LM-5/8	5-1/2	0.200	LM-1-5/16	8-1/4	1.350	LM-3	13	11.15
LM-21/32	5-3/4	0.230	LM-1-3/8	8-1/2	1.513			
LM-11/16	5-3/4	0.250	LM-1-7/16	8-3/4	1.815			

标准锥度为 : 1 : 2000
 小端尺寸为 1/8~1" 时, 公差为 -0.0005"
 小端尺寸为 1-1/16"~3" 时, 公差为 -0.001
 Standard taper 1 : 2000
 Small end 1/8" to 1" , tolerance is 0.0005"
 Small end 1-1/16" to 3". tolerance is 0.001"



公制 MM

订单号 Order No. LM-D	L	重量 Wt (kg)	订单号 Order No. LM-D	L	重量 Wt.(kg)	订单号 Order No. LM-D	L	重量 Wt.(kg)
LM-3	63.5	0.003	LM-19	152	0.32	LM-42	241	2.75
LM-4	76	0.012	LM-20	159	0.35	LM-44	254	3.06
LM-5	95	0.018	LM-21	165	0.39	LM-45	254	3.15
LM-6	95	0.033	LM-22	165	0.44	LM-46	260	3.38
LM-7	102	0.039	LM-23	171.5	0.50	LM-48	267	3.67
LM-8	102	0.051	LM-25	178	0.58	LM-50	273	4.40
LM-9	108	0.060	LM-26	184	0.62	LM-51	279	4.62
LM-10	114	0.070	LM-27	184	0.83	LM-55	192	5.30
LM-11	114	0.075	LM-28	190.5	0.90	LM-58	305	6.13
LM-12	127	0.12	LM-30	197	1.09	LM-60	305	6.79
LM-13	127	0.13	LM-32	203	1.25	LM-62	317.5	7.49
LM-14	133	0.145	LM-34	210	1.34	LM-65	317.5	8.44
LM-15	140	0.17	LM-35	216	1.51	LM-70	330	9.30
LM-16	140	0.20	LM-36	222	1.74	LM-72	330	10.1
LM-17	146	0.23	LM-38	229	2.03			
LM-18	152	0.30	LM-40	235	2.26			

标准锥度为：1:2000

小端尺寸为 3~ 25mm 时，公差为 -0.0125mm

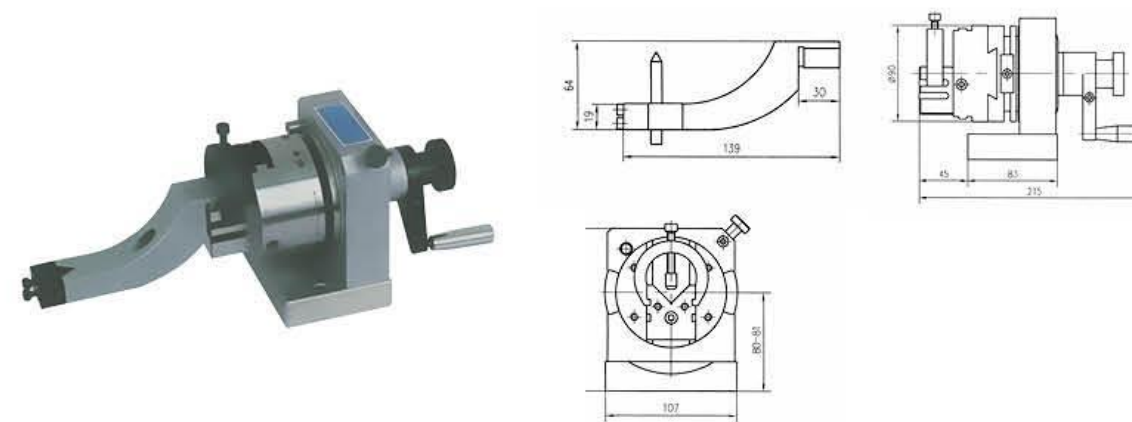
小端尺寸为 26~ 72mm，公差为 -0.025mm

Standard taper; 1 :2000

Small end 3mm to 25mm, tolerance is 0.01 25mm

Small end 26mm to 72mm, tolerance is 0.025mm.

HT-0125 ZCYQ80A 双向冲子成型器 PUNCH FORMER(TWO-WAY)



主要技术参数

中心高：80mm

V 型槽夹持直径：4-30mm

V 型块上下调整：25mm

V 型块横向移动量：± 12.5mm

分度盘齿数：24

修整砂轮最大半径：200mm

修整砂轮圆弧最大半径：凸弧 R50mm 凹弧 R100mm

外形尺寸：360 × 116 × 145mm

它可用于平面磨床及万能工具磨床，对各种形状的冲头进行精度磨削，并可用于电火花机床

电极的精密加工。另附有曲臂，具有修整砂轮的功能，可用于修整由直线和圆弧组成的各种截面形状的砂轮。

Main technical parameters

Center height: 80mm

Clamping diameter in V-slot: 4-30mm

Travel of V-block: 25mm

Transversal travel of slid: ± 12.5mm

Quantity of tooth:24

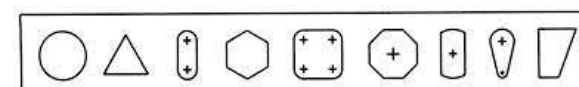
Max wheel diameter:200mm

Max radius when dressing arc:Convex:R50mm Concave:r100mm

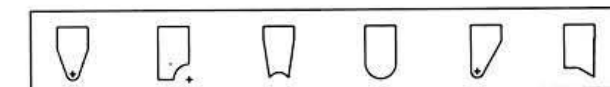
Outside size:360 × 116 × 145mm

PUNCH FORMER is applicable on surface grinder or universal grinder for grinding round, radius and multi-angle points of punches and for precisely EDM electrode. With its radius dresser arm, it is able to dress wheels to different straight,

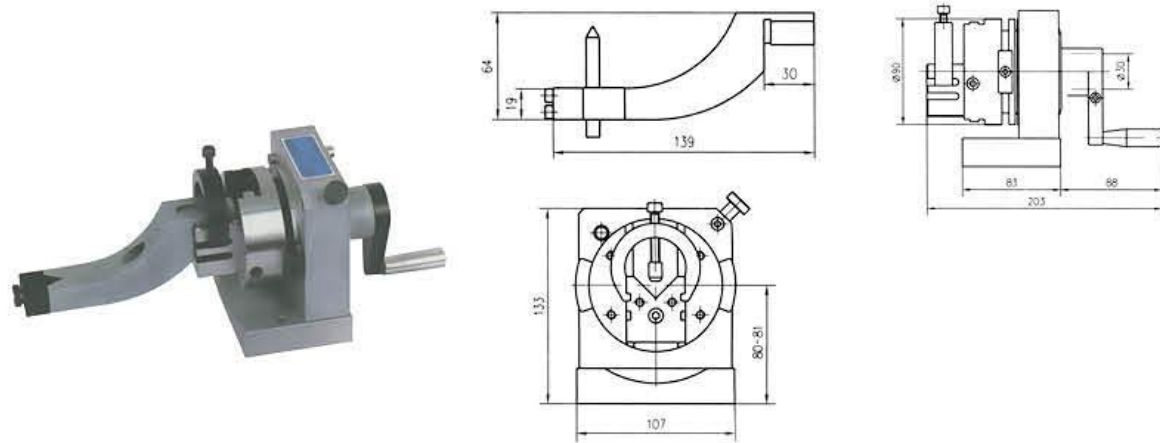
冲子成形应用 Punch forming application



砂轮修整应用 Grinding wheel dressing application



HT-0126 ZCYQ80B 单向冲子成型器 PUNCH FORMER(ONE-WAY)



主要技术参数

中心高: 80mm
 V型槽夹持直径: 4-30mm
 V型块上下调整: 25mm
 分度盘齿数: 24
 修整砂轮最大半径: 200mm
 修整砂轮圆弧最大半径:
 凸弧 R50mm
 凹弧 R100mm

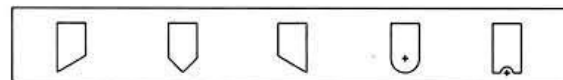
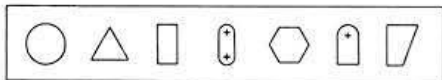
它可用于平面磨床及万能工具磨床, 可对各种形状的冲头进行精度磨削, 并可用于电火花机床电极的精密加工。回转柄为中空结构, 可用于较长冲子的研磨。本产品附有曲臂, 具有修整砂轮的功能, 可用于修整由直线和圆弧组成的各种截面形状的砂轮

Main technical parameters

Center height: 80mm
 Clamping diameter in V-slot: 4-30mm
 Travel of V-block: 25mm
 Quantity of tooth: 24
 Max wheel diameter: 200mm
 Max radius when dressing arc: Convex: R50mm Concave: r100mm

PUNCH FORMER is applicable on surface grinder or universal grinder for grinding round, radius and multi-angle points of punches and for precisely EDM electrode. Center hole allows long punch use. With its radius dresser arm, it is able to dress wheels to different straight, arc profiles

冲子成形应用 Punch forming application 砂轮修整应用: Grinding wheel dressing application



HT-0127 ZCYQ80C 型三爪冲子成型器 3-JAWS PUNCH FORMER



主要技术参数

三爪卡盘孔径: 16mm
 夹持直径范围: 正爪 $\phi 2-\phi 3$, 反爪 $\phi 30-\phi 70$

Main technical parameters
 3 jaws chuck hole diameter: 16mm
 Min clamping diameter: 2mm
 Max clamping diameter: 70mm

ZCYQ80C 型三爪冲子成型器, 配有三爪卡盘, 使用方便, 可快速将工件夹持, 并具有圆度及平行度调整功能, 特别适用于大批量生产。

ZCYQ80C Punch former is attached with 3 jaws, which can hold workpieces quickly and conveniently. It can also adjust center of 3 jaws. It is suitable to be produced in batch.

HT-0128 ZCYQ80D 型 ER 夹头冲子成型器 ER COLLET PUNCH FORMER

主要技术参数

夹持直径范围: $\phi 2-\phi 20$
 配备 ER32 夹头规格: 4, 6, 8, 10, 12, 16, 20
 夹持 4mm 以下必须使用直径为 $\phi 20$ 的直柄 ER16 夹具。
 可快速夹持工件, 具有夹紧力大, 精度高等特点, 且不必调整中心即可使用。

Main technical parameters

Clamping diameter: $\phi 2-\phi 20$
 Supply ER32 collet size: 4, 6, 8, 10, 12, 16, 20
 For workpiece diameter smaller than 4mm, use shank 20mm/ER16 collet chuck.

It clamps workpiece quickly and steadily when processing without checking the center.




HT-0129 J41 型攻丝夹头 J41 TAPPING CHUCK

该夹头由主体和丝锥夹头两部分组成。主体具有前后螺距补偿装置，丝锥夹头具有扭矩过载保护装置，防止丝锥折断。

不同直径的丝锥，只要调节螺母，即可得到不同打滑扭矩。广泛应用于钻、车、镗及加工中心等机床的攻丝加工。

This device is consisted of a tap chuck and tap collets. The chuck has compensating device for thread pitch. Collet chuck has overload torque protection device, which avoid tap breaking. In order to get the different release torques for different diameter taps, just adjust nuts. This device is most applicable to tap working on drill, lathe, boring machine, milling machine and CNC machine center and so on.



订单号 Order No.	柄部锥度 Shank taper	D mm	D1 mm	d mm	L1 mm	L mm	夹持范围 Tapping range	最大扭矩 Torque Nm	重量 Wt(kg)
J4112-MS2	MS2	46	17.780	19	75	171.5	M3-M12	25	1.08
J4112-MS3	MS3		23.825		94	191			
J4112-MS4	MS4		31.267		117.5	216			
J4116-R8	R8	46	31.750	19	101.6	193.6	M3-M16	46.3	1.71
J4116-MS2	MS2		17.780		75	171.5			
J4116-MS3	MS3		23.825		94	191			
J4116-MS4	MS4	31.267	117.5	216				3.00	
J4124-MS3	MS3	30	23.825	30	94	227	M12-M24	150	3.20
J4124-MS4	MS4		31.267		117.5	252			
J4124-MS5	MS5		44.399		149.5	284			

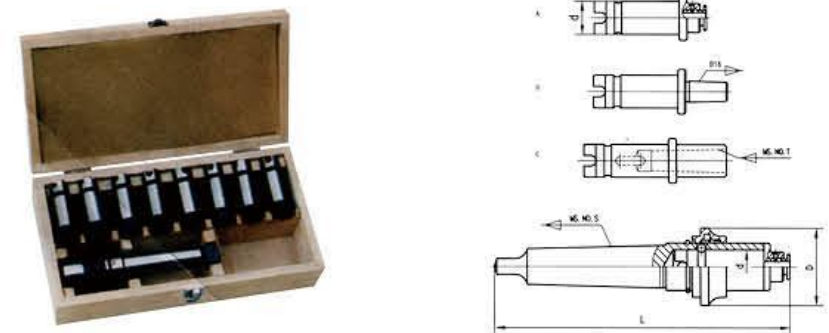
12 型攻丝范围 Tapping range	M3	M4	M5	M6	M8	M10	M12
67 型 d1 × a(mm)	4 × 3	4 × 3	5 × 3.8	6 × 5	6 × 5	8 × 6.3	9 × 7.1
83 型 d1 × a(mm)	2.24 × 1.8	3.15 × 2.5	4 × 3.15	4.5 × 3.55	6.3 × 5	8 × 6.3	9 × 7.1

24 型攻丝范围 Tapping range	M12	M14	M16	M18	M20	M22	M24
67 型 d1 × a(mm)	9 × 7.1	10.5 × 8	12.5 × 10	14 × 11	16 × 12	18 × 14.5	20 × 16
83 型 d1 × a(mm)	9 × 7.1	11.2 × 9	12.5 × 10	14 × 11.2	14 × 11.2	16 × 12.5	18 × 14

HT-0130 J52 型攻丝夹头 J52 TAPPING CHUCK

该夹头由主体，钻孔套筒（钻夹头接杆、莫氏刀柄套筒）和攻丝套筒组成。只需移动锁紧套，即可使钻孔、攻丝套筒快速调换，特别适用于车床、钻床、镗床上作业，具有快速换刀、操作简便等特点。

This unit is consisted of chuck shank, drill adaptor (drill chuck abor, Morse taper adaptor) and tap adaptor. By pushing the lock bush, drill and tap adaptor can be changed quickly. It is especially suitable to lathe, drill and boring machine. This device has many features such as quick tools changing, easy operation and so on.



订单号 Order No.	D (mm)	d (mm)	MS.NO.S	L(mm)			攻丝范围 Tapping range	套筒号 MS.NO.T
				A	B	C		
J5212-MS3	57	25	MS3	192	206	206	M3-M12	MS2
J5216-MS4	57	25	MS4	218	232	232	M3-M16	MS2
J5216-MS5	57	25	MS5	250	264	264	M3-M16	MS2
J5224-MS4	82	40	MS4	270	278	265	M8-M24	MS2 M3
J5224-MS5	82	40	MS5	302	310	297	M8-M24	MS2 M3

攻丝夹头系列 TAPPING CHUCK SERIES

HT-0131

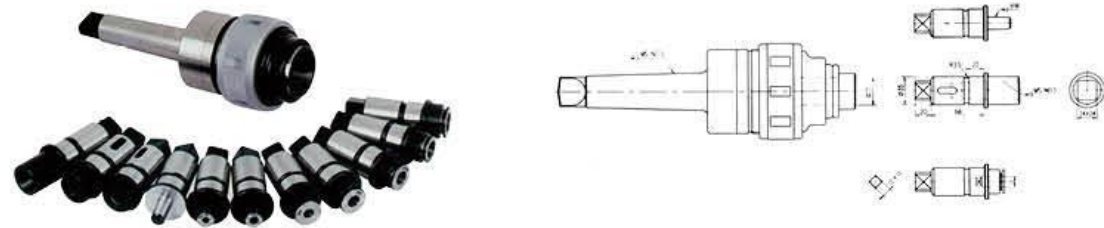
J5230 钻孔、攻丝多用夹头 DRILL & TAP CHUCK SET

"该夹头由主体柄、钻孔套筒(钻夹头接杆、莫氏柄套筒)和攻丝套筒组成。只需移动锁紧体,即可使钻孔、攻丝套筒快速调换,特别适合在车床、钻床、镗床上作业,具有快速换刀、操作简便等特点。

1. 根据攻丝尺寸,通过调节螺母来调整扭矩,避免丝锥断裂
2. 钻孔和攻丝采用不同的扭矩传递方式,工作安全可靠"

"The set includes one chuck, drill adaptors and tap collets. Just push the nut to realize changing the drill collets or tap collets quickly and safely. It's applicable on lathe, milling machine and boring machine for fast and easy changing your tools.

1. Turn the nut to adjust suitable tap torque for your tapping to avoid breaking taps.
2. The torques transfers in different way in tapping and drilling, so it is safe."



订单号 Order No.	莫氏锥柄 Morse shank of chuck	钻接杆 Drill chuck adaptor	攻丝范围 Tapping range	莫氏套筒 Morse adaptor
J5230-MS2	MS2	B16	M6 ~ M30	MS1,2,3
J5230-MS3	MS3			
J5230-MS4	MS4			
J5230-MS5	MS5			

丝锥规格 Tapping Range	M6 ~ 8	M10	M12	M16	M18 ~ 20	M24	M27 ~ 30
d x a	6.3 x 5	8 x 6.3	9 x 7.1	12.5 x 10	14 x 11.2	18 x 14	20 x 16

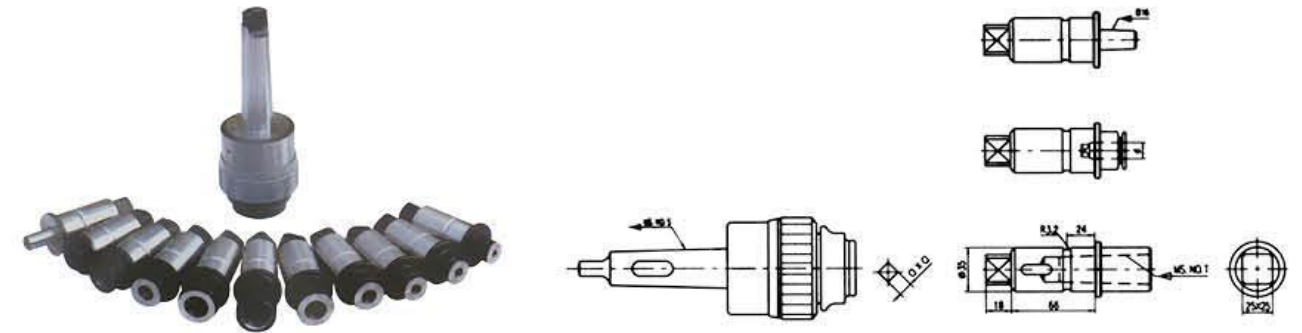
HT-0132

J43 型安全快换钻孔、攻丝多用夹头 SAFETY QUICK-CHANGE DRILLING AND TAPPING MULTIPLE CHUCK

该产品集钻孔与攻丝一体,结构独特,一件多用,使用时只需移动锁紧套,不用停车即可使钻孔、攻丝套筒快速调换。钻孔时,莫氏套筒能自动锁定;攻丝时,扭矩过载能平稳打滑,避免丝锥折断。不同直径丝锥,只需调节螺母松紧即可得到不同的打滑扭矩,方便迅速,特别适合在车床、钻床、镗床上作业,具有换刀迅速、操作方便等特点,大大地减轻劳动强度,节约辅助时间百分之八十以上。

This product combined drilling and tapping function into one. Its structure is unique and is of multiple uses. Only move the tightening ring of the chuck, the drilling and tapping sleeves can be replaced rapidly. When drilling the Morse sleeve can be locked automatically; when tapping, torque overloaded device can slide smoothly to prevent the screw tap from being broken. For screw taps of different diameter, only the screw nut is adjusted, different slide torque can be obtained and it is convenient and fast. It is suitable for operating on lathe. Drilling and boring machines, the labor strength can be greatly reduced and the assist time is reduced by more than 80%.

攻丝夹头系列 TAPPING CHUCK SERIES



订单号 Order No.	莫氏锥柄 Morse taper	钻孔范围 Drilling range	攻丝范围 tapping range	钻孔套筒 Drilling sleeve	攻丝套筒 Tapping sleeve
J4330A-MS2	MS2	φ3 ~ φ31.5	M6 ~ M30	MS1,2,3	M6 ~ 8,10,12,16,18 ~ 20,24,27 ~ 30
J4330A-MS3	MS3				
J4330A-MS4	MS4				
J4330A-MS5	MS5				
J4342A-MS5	MS5	φ3 ~ φ50	M16 ~ M42	MS1,2,3,4	M16,18 ~ 20,24,27 ~ 30,36,39 ~ 42
J4342A-MS6	MS6				

丝锥规格 Tapping Range	M6 ~ 8	M10	M12	M16	M18 ~ 20	M24	M27 ~ 30	M36	M39 ~ 42
d x a	6.3 x 5	8 x 6.3	9 x 7.1	12.5 x 10	14 x 11.2	18 x 14	20 x 16	25 x 20	28 x 22.4

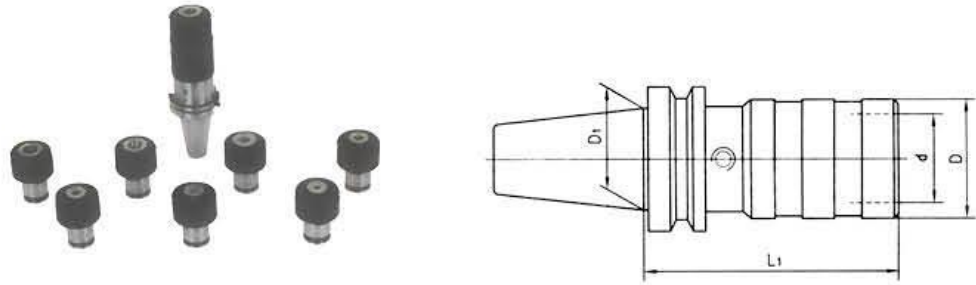
HT-0133

J45 型攻丝夹头 J45 TAPPING CHUCK

该夹头由主体和攻丝夹套两部分组成,主体具有前后螺距补偿装置。攻丝夹套有过载保护和不保护两种。过载保护夹头攻丝时,只要调节螺母,即可得到不同的打滑扭矩,防止丝锥折断,方便迅速。

This unit is consisted of chuck and tap collet. The chuck has installed compensating device for thread pitch. There are two different tap collets, one with overload protection and one without. When using the tap collet with overload protection, the protection device can automatically release to avoid tap-break. Just adjust nuts and you can get the different release torque quickly and conveniently.

攻丝夹头系列 TAPPING CHUCK SERIES



订单号 Order No	柄部 shank	攻丝范围 Tapping range	D	D1	d	L1
D30-12	DIN69871.30	M3-M12	36	31.75	19	70.1
D40-12	DIN69871.40			44.45		66.7
D50-12	DIN69871.50			69.85		66.7
D30-12	BT30			31.75		69.6
B40-12	BT40			44.45		74.6
B50-12	BT50			69.85		85.6
D30-20	DIN69871.30			M5-M24		56
D40-20	DIN69871.40	44.45	89.6			
D50-20	DIN69871.50	69.85	89.6			
B30-20	BT30	31.75	94.6			
B40-20	BT40	44.45	97.5			
B50-20	BT50	69.85	108.5			
D30-36	DIN69871.30	M14-36	80		31.75	
D40-36	DIN69871.40			44.45	146	
D50-36	DIN69871.50			69.85	144	
D30-36	BT30			31.75	129	
D40-36	BT40			44.45	149	
B50-36	BT50			69.85	160	

HT-0134 J45 型攻丝夹套 J45 TAPPING COLLET



攻丝夹头系列 TAPPING CHUCK SERIES

型号 Model D x a	d (mm)	DIN371	DIN374	DIN376	
3.5 x 27		M3	M5	M5	
4 x 3		M3.5			
4.5 x 3.4		M4	M6		
6 x 4.9		M5			
6 x 4.9		M6			
6 x 4.9			M8	M8	
7 x 5.5			M10	M10	
8 x 6.2			M8		
9 x 7			M12	M12	
10 x 8			M10		
11 x 9			M14	M14	
12 x 9			M16	M16	
14 x 11			M18	M18	
16 x 12			M20	M20	
18 x 14.5			M22	M22	
18 x 14.5			M24	M24	
20 x 16			M27	M27	
22 x 18		M30	M30		
25 x 20		M33	M33		
28 x 22		M36	M36		

1. 该夹头 II 型内部设有过载保护装置，扭矩可调

2. 订货时请写明规格，柄径 d 及形式如：19-3.5 x 2.7-II

1. With overload protection device inside the chucks torque adjustable

2. Show the specification in the order, with diameter of shank in the form as 19-3.5 x 2.7-II

HT-0135 J46 型可逆攻丝夹头 J46 REVERSIBLE TAPPING COLLET

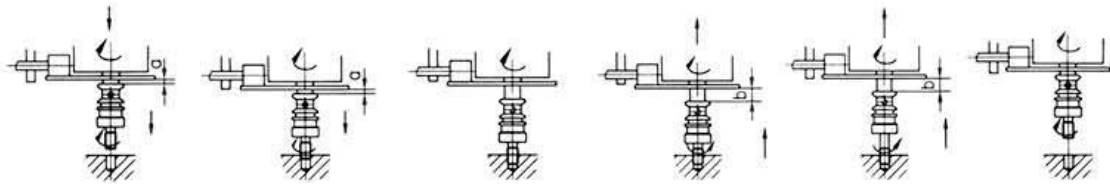
1. 过载保护
 2. 扭矩可调
 3. 具有可逆转装置，丝锥退回迅速不需要机床主轴反转
 4. 操作简便
1. Overload protection
 2. Adjustable torque
 3. Reverse device : self-reversing without need for stopping and reversing the spindle , faster withdraw
 4. Simple operation.

攻丝夹头系列 TAPPING CHUCK SERIES

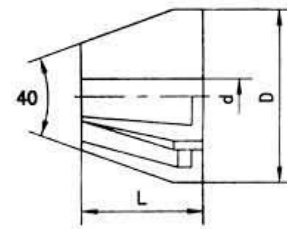


订单号 Order No.	攻丝范围 Tapping range	d	D	D1	L	L1	莫氏柄 MS.NO.S
J467	M2-M7	2.5-6.5	23	55	135	95	MS1-JT33 MS3-JT33
J4612	M5-M12	3.5-10	28	75	164	114.5	MS3-M16 MS4-M16
J4620	M8-M20	6.3-14	38	90.5	205	135	MS3-M20 MS4-M20

操作示意图 Operating figure



所配柔性夹头: RUBBER FLEX COLLETS for reversible tapping chuck



订单号 Order No.	D	d	L
J467-1	15	2.5-4.2	11
J467-2	15	4.2-6.5	11
J4612-1	21	3.5-7.0	13
J4612-2	21	7.0-10	13
J4620-1	26.5	6.0-9.0	15
J4620-2	26.5	9.0-14	15
J4620-3	26.9	12.7-19.05	12

柔性夹头 J4620-3 为特殊定制, 需要时需注明。
J4620-3 rubber flex collet is to be purchased specially.

攻丝夹头系列 TAPPING CHUCK SERIES

HT-0136 390 型快换夹头 390 QUICK CHANGE CHUCKS

该夹头由主体与多支莫氏套筒组成。只需移动锁紧套, 即可更换套筒。适用于钻床、车床及镗床上进行钻孔, 铰孔等加工。

This unit is consisted of base chuck and several Morse sleeves. Just move the lock bush to exchange sleeves. It is applicable to driller, boring machine to drill, to ream holes or other working.




订单号 Order No.	MS.NO.S	D(mm)	d(mm)	L(mm)	MS.NO.T	重量 Wt(kg)
390-MS2	MS2	52	24	170	MS1 MS2	1.70
390-MS3	MS3	66	32	197	MS1 MS2 MS3	3.50
390-MS4	MS4	78	42	246.5	MS1 MS2 MS3 MS4	5.30
390-MS5	MS5	90	52	308.5	MS2 MS3 MS4 MS5	9.80
390-R8	R8	66	32	203	MS1 MS2 MS3	3.40

HT-0137 391 型快换夹头 391 QUICK CHANGE CHUCKS

该夹头由主体与多支莫式套筒和钻夹头接杆组成。只需移动锁紧套, 即可更换套筒。适用于钻床, 车床或镗床上进行钻孔, 铰孔等加工。

This unit is consisted of base chuck, several Morse taper adapters and drill chuck arbor. Just push the lock push to exchange sleeves. It is applicable to driller, lathe, boring machine to drill, to ream holes or other working.

攻丝夹头系列 TAPPING CHUCK SERIES



订单号 Order No	MS.NO.S	MS.NO.T	接杆锥度 J.NO
391-MS3	MS3	MS1 MS2 MS3	J10 J1 J2S J2 J3 J4 J5 J6 J33
391-MS4	MS4	MS1 MS2 MS3	
391-MS5	MS5	MS1 MS2 MS3	

HT-0138 DIN69880 数控刀夹 NC TOOL HOLDER SERIES

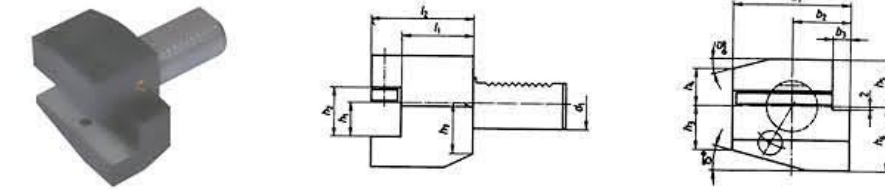
本产品为数控车床、车削加工中心等必备附件，严格按照德国 DIN69880 标准生产，具有结构先进、制造精度高、使用方便和互换性强等优点。可选用不同类型规格的刀夹配置，在数控机床上进行车、钻、镗、铣等加工。

It is essential machine tool accessories for working center of CNC machine. We produce according to German DIN69880 standard, it feature developed structure, convenient and alternative etc. It can satisfy the needs of turning, drilling, boring, and milling etc. With various tool holders and allocate different types tool and accessory.

数控刀架系列 NC TOOL HOLDER SERIES

HT-0139 B1 型径向右刀夹 TYPE B1 TOOL HOLDER

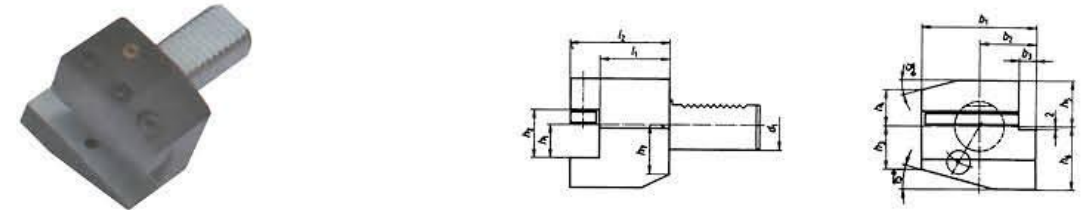
with square crossholding fixture right,short



订单号 Order No.	d1	b1	b2	b3	h1	h2	h3	h4	h5	h6	h7	l1	l2
B1-16X12X24	16	42	23	5	12	17	15	15	20	22	19	13	24
B1-20X16X30	20	55	30	7	16	22	19	19	25	30	23	16	30
B1-30X20X40	30	70	35	10	20	29	26	22	28	38	30	22	40
B1-40X25X44	40	85	42.5	12.5	25	34	35	30	32.5	48	-	22	44
B1-50X32X55	50	100	50	16	32	41	42	35	35	60	-	30	55
B1-60X32X60	60	125	62.5	16	32	41	46	42.5	42.5	62.5	-	30	60

HT-0140 B2 型径向左刀夹 TYPE B2 TOOL HOLDER

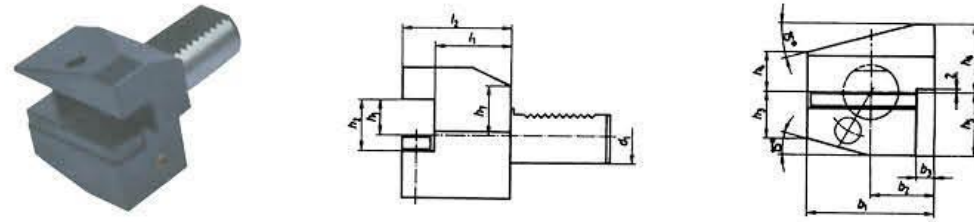
with square crossholding fixture right,short



订单号 Order No.	d1	b1	b2	b3	h1	h2	h3	h4	h5	h6	h7	l1	l2
B2-20X16X30	20	55	30	7	16	22	19	19	25	30	23	16	30
B2-30X20X40	30	70	35	10	20	29	26	22	28	38	30	22	40
B2-40X25X44	40	85	42.5	12.5	25	34	35	30	32.5	48	-	22	44
B2-50X32X55	50	100	50	16	32	41	42	35	35	60	-	30	55
B2-60X32X60	60	125	62.5	16	32	41	46	42.5	42.5	62.5	-	30	60

HT-0141 B3 型径向右刀夹 (刀具反装) TYPE B3 TOOL HOLDER

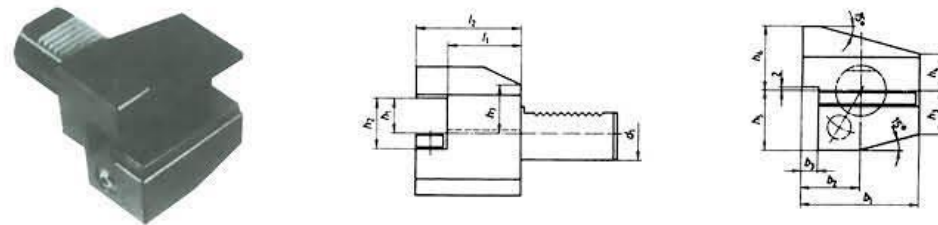
with square crossholding fixture overhead right,short



订单号 Order No.	d1	b1	b2	b3	h1	h2	h3	h4	h5	h6	h7	l1	l2
B3-16X12X24	16	42	23	5	12	17	15	15	20	22	19	13	24
B3-20X16X30	20	55	30	7	16	22	19	19	25	30	23	16	30
B3-30X20X40	30	70	35	10	20	29	26	22	35	38	30	22	40
B3-40X25X44	40	85	42.5	12.5	25	34	35	30	42.5	48	-	22	44
B3-50X32X55	50	100	50	16	32	41	42	35	50	60	-	30	55
B3-60X32X60	60	125	62.5	16	32	41	46	42.5	62.5	62.5	-	30	60

HT-0142 B4 型径向左刀夹 (刀具反装) TYPE B4 TOOL HOLDER

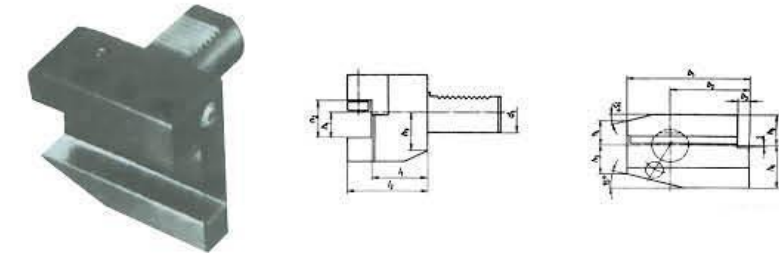
with square crossholding fixture right,short



订单号 Order No.	d1	b1	b2	b3	h1	h2	h3	h4	h5	h6	h7	l1	l2
B4-20X16X30	20	55	30	7	16	22	19	19	25	30	23	16	30
B4-30X20X40	30	70	35	10	20	29	26	22	35	38	30	22	40
B4-40X25X44	40	85	42.5	12.5	25	34	35	30	42.5	48	-	22	44
B4-50X32X55	50	100	50	16	32	41	42	35	50	60	-	30	55
B4-60X32X60	60	125	62.5	16	32	41	46	42.5	62.5	62.5	-	30	60

HT-0143 B5 型径向右刀夹 (加长型) TYPE B5 TOOL HOLDER

with square crossholding fixture left,long

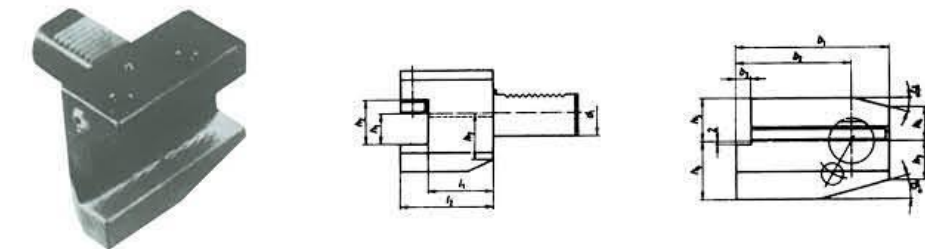


订单号 Order No.	d1	b1	b2	b3	h1	h2	h3	h4	h5	h6	h7	l1	l2
B5-20X16X30	20	75	50	7	16	22	19	19	25	30	23	16	30
B5-30X20X40	30	100	65	10	20	29	26	22	28	38	30	22	40
B5-40X25X44	40	118	75.5	12.5	25	34	35	30	32.5	48	-	22	44
B5-50X32X55	50	130	80	16	32	41	42	35	35	60	-	30	55
B5-60X32X60	60	145	82.5	16	32	41	46	42.5	42.5	62.5	-	30	60

HT-0144 B6 型径向左刀夹 (加长型) TYPE B6 TOOL HOLDER

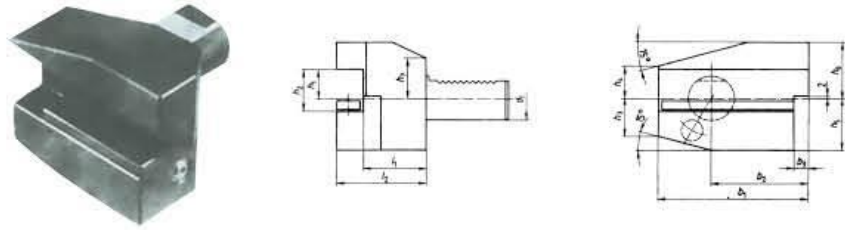
with square crossholding fixture left,long

订单号 Order No.	d1	b1	b2	b3	h1	h2	h3	h4	h5	h6	h7	l1	l2
B6-20X16X30	20	75	50	7	16	22	19	19	25	30	23	16	30
B6-30X20X40	30	100	65	10	20	29	26	22	28	38	30	22	40
B6-40X25X44	40	118	75.5	12.5	25	34	35	30	32.5	48	-	22	44
B6-50X32X55	50	130	80	16	32	41	42	35	35	60	-	30	55
B6-60X32X60	60	145	82.5	16	32	41	46	42.5	42.5	62.5	-	30	60



HT-0145 B7 型径向右刀夹 (加长型、刀具反装) TYPE B7 TOOL HOLDER

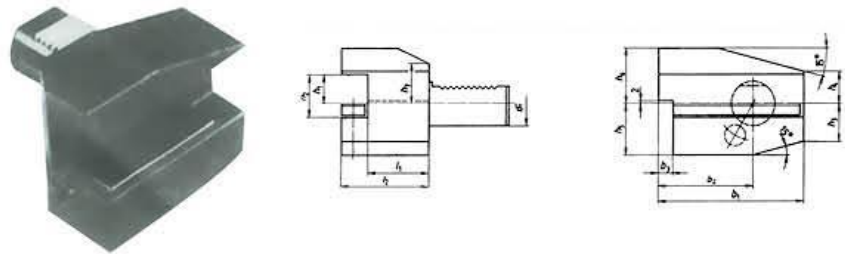
with square crossholding fixture overhead right,long



订单号 Order No.	d1	b1	b2	b3	h1	h2	h3	h4	h5	h6	h7	l1	l2
B7-20X16X30	20	75	50	7	16	22	19	19	25	30	23	16	30
B7-30X20X40	30	100	65	10	20	29	26	22	28	38	30	22	40
B7-40X25X44	40	118	75.5	12.5	25	34	35	30	32.5	48	-	22	44
B7-50X32X55	50	130	80	16	32	41	42	35	35	60	-	30	55
B7-60X32X60	60	145	82.5	16	32	41	46	42.5	42.5	62.5	-	30	60

HT-0146 B8 型径向左刀夹 (加长型、刀具反装) TYPE B8 TOOL HOLDER

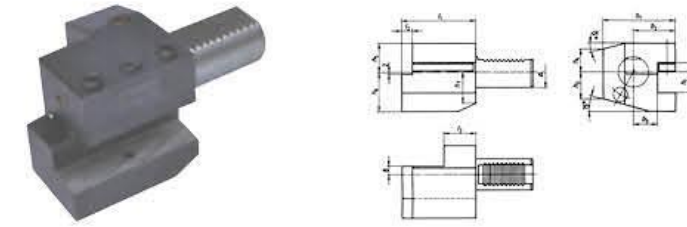
with square crossholding fixture overhead left,long



订单号 Order No.	d1	b1	b2	b3	h1	h2	h3	h4	h5	h6	h7	l1	l2
B8-20X16X30	20	75	50	7	16	22	19	19	25	30	23	16	30
B8-30X20X40	30	100	65	10	20	29	26	22	28	38	30	22	40
B8-40X25X44	40	118	75.5	12.5	25	34	35	30	32.5	48	-	22	44
B8-50X32X55	50	130	80	16	32	41	42	35	35	60	-	30	55
B8-60X32X60	60	145	82.5	16	32	41	46	42.5	42.5	62.5	-	30	60

HT-0147 C1 型轴向右刀夹 TYPE C1 TOOL HOLDER

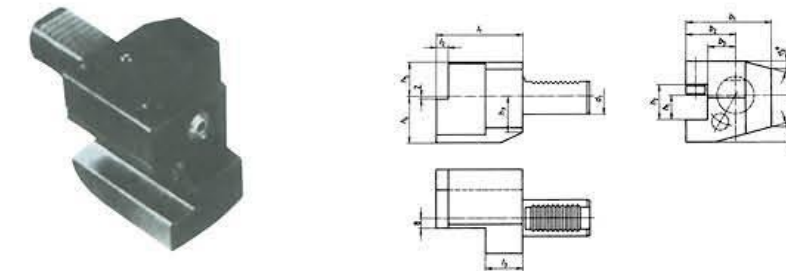
with longitudinal square holding fixture,right



订单号 Order No	d1	b1	b2	b3	h1	h2	h3	h4	h5	h6	h7	l1	l2	l3
C1-20X16	20	65	40	26	16	22	19	19	25	30	23	50	-	30
C1-30X20	30	70	35	17	20	29	26	22	28	38	30	70	10	30
C1-40X25	40	85	42.5	21	25	34	35	30	32.5	48	-	85	12.5	30
C1-50X32	50	100	50	26	32	41	42	35	35	60	-	100	16	40
C1-60X32	60	125	62.5	33	32	41	46	42.5	42.5	62.5	-	125	16	40

HT-0148 C2 型轴向左刀夹 TYPE C2 TOOL HOLDER

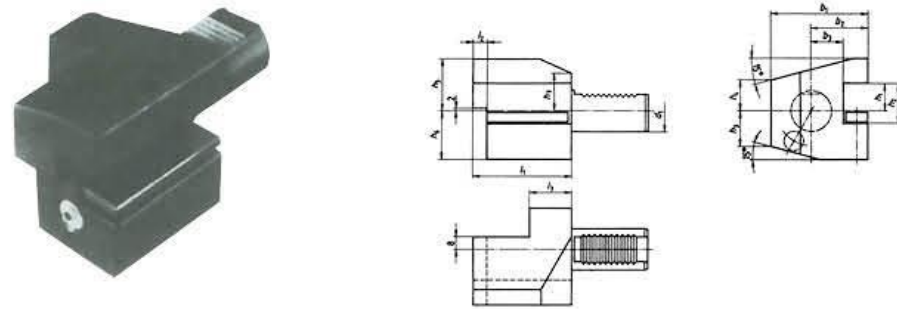
with longitudinal square holding fixture,left



订单号 Order No	d1	b1	b2	b3	h1	h2	h3	h4	h5	h6	h7	l1	l2	l3
C2-20X16	20	65	40	26	16	22	19	19	25	30	23	50	-	30
C2-30X20	30	76	41	23	20	29	26	22	28	38	30	70	10	30
C2-40X25	40	90	47.5	25.5	25	34	35	30	32.5	48	-	85	12.5	30
C2-50X32	50	105	55	30.5	32	41	42	35	35	60	-	100	16	40
C2-60X32	60	125	62.5	33	32	41	46	42.5	42.5	62.5	-	125	16	40

HT-0149 C3 型轴向右刀夹 (刀具反装) TYPE C3 TOOL HOLDER

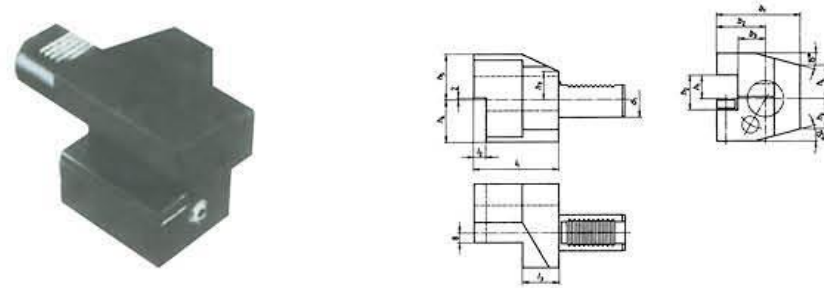
with longitudinal square holding fixture overhead right



订单号 Order No	d1	b1	b2	b3	h1	h2	h3	h4	h5	h6	h7	l1	l2	l3
C3-20X16	20	65	40	26	16	22	19	19	30	25	23	50	-	30
C3-30X20	30	70	35	17	20	29	26	22	38	35	28	70	10	30
C3-40X25	40	85	42.5	21	25	34	35	30	48	42.5	-	85	12.5	30
C3-50X32	50	100	50	26	32	41	42	35	60	50	-	100	16	40
C3-60X32	60	125	62.5	33	32	41	46	42.5	62.5	62.5	-	125	16	40

HT-0150 C4 型轴向左刀夹 (刀具反装) TYPE C4 TOOL HOLDER

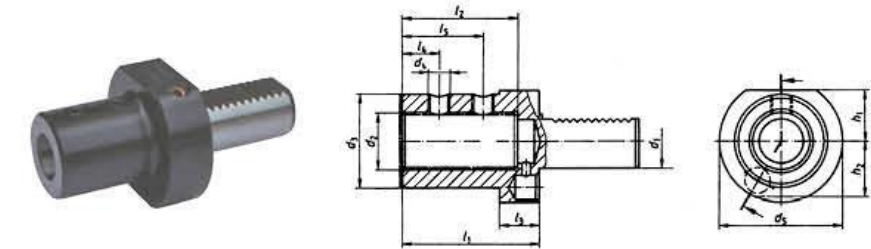
with longitudinal square holding fixture overhead left



订单号 Order No	d1	b1	b2	b3	h1	h2	h3	h4	h5	h6	h7	l1	l2	l3
C4-20X16	20	65	40	26	16	22	19	19	25	30	23	50	-	30
C4-30X20	30	76	41	23	20	29	26	22	28	38	28	70	10	30
C4-40X25	40	90	47.5	25.5	25	34	35	30	32.5	48	-	85	12.5	30
C4-50X32	50	105	55	30.5	32	41	42	35	35	60	-	100	16	40
C4-60X32	60	125	62.5	33	32	41	46	42.5	42.5	62.5	-	125	16	40

HT-0151 E1 型圆柱孔刀夹 (钻孔) TYPE E1 TOOL HOLDER

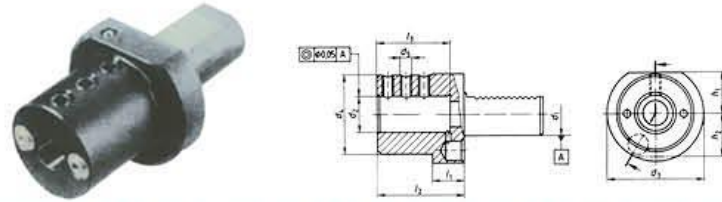
for boring bars with cylindrical shank



订单号 Order no	d1	d2	d3	d4	d5	h1	h2	l1	l2	l3	l4	l5
E1-20X16	20	16	36	M10X1	50	-	23	67	54	18	15	35
E1-20X20	20	20	40	M10X1	50	-	23	67	54	18	15	35
E1-20X25	20	25	45	M12X1	50		23	71	59	18	17	40
E1-30X10	30	10	30	M6	68	28	30	60	48	22	12	28
E1-30X12	30	12	32	M8X1	68	28	30	60	48	22	12	28
E1-30X16	30	16	36	M10X1	68	28	30	67	54	22	15	35
E1-30X20	30	20	40	M10X1	68	28	30	67	54	22	15	35
E1-30X25	30	25	45	M12X1	68	28	30	71	59	22	17	40
E1-30X32	30	32	52	M12X1	68	28	30	75	63	22	20	44
E1-40X12	40	12	32	M8X1	83	32.5	-	60	48	22	12	28
E1-40X14	40	14	34	M10X1	83	32.5	-	67	54	22	15	30
E1-40X16	40	16	36	M10X1	83	32.5	-	67	54	22	15	35
E1-40X20	40	20	40	M10X1	83	32.5	-	67	54	22	15	35
E1-40X25	40	25	45	M12X1	83	32.5	-	75	59	22	17	40
E1-40X32	40	32	52	M12X1	83	32.5	-	75	63	22	20	44
E1-40X40	40	40	65	M16X1	98	32.5	-	90	73	22	22	50
E1-50X20	50	20	40	M10X1	98	35	-	67	54	30	15	35
E1-50X25	50	25	45	M12X1	98	35	-	80	59	30	17	40
E1-50X32	50	32	52	M12X1	98	35	-	80	63	30	20	44
E1-50X40	50	40	65	M16X1	98	35	-	90	73	30	22	50
E1-50X50	50	50	75	M16X1	98	35	-	100	83	30	24	60
E1-60X20	60	20	40	M10X1	123	42.5	-	80	54	30	15	35
E1-60X25	60	25	45	M12X1	123	42.5	-	80	59	30	17	40
E1-60X32	60	32	52	M12X1	123	42.5	-	80	63	30	20	44
E1-60X40	60	40	65	M16X1	123	42.5	-	90	73	30	22	50
E1-60X50	60	50	75	M16X1	123	42.5	-	100	83	30	24	60

HT-0152 E2 型圆柱孔刀夹 (铣、镗孔) TYPE E2 TOOL HOLDER

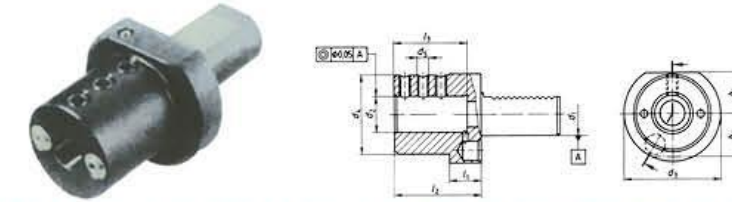
for boring bars with cylindrical shank



订单号 Order No.	d1	d2	d3	d4	d5	h1	h2	l1	l2	l3
E2-16X6	16	6	40	32	M6	18	18	13	44	34
E2-16X8	16	8	40	32	M6	18	18	13	44	34
E2-16X10	16	10	40	32	M6	18	18	13	44	34
E2-16X12	16	12	40	40	M8	18	18	13	44	34
E2-16X16	16	16	40	40	M8	18	18	13	44	34
E2-20X8	20	8	50	40	M6	-	23	18	50	41
E2-20X10	20	10	50	40	M6	-	23	18	50	41
E2-20X12	20	12	50	40	M8	-	23	18	50	41
E2-20X16	20	16	50	40	M8	-	23	18	50	41
E2-20X20	20	20	50	50	M8	-	23	18	50	41
E2-20X25	20	25	50	50	M8	-	23	18	60	51
E2-30X6	30	6	68	55	M6	28	30	22	60	41
E2-30X8	30	8	68	55	M6	28	30	22	60	51
E2-30X10	30	10	68	55	M6	28	30	22	60	51
E2-30X12	30	12	68	55	M8	28	30	22	60	51
E2-30X16	30	16	68	55	M8	28	30	22	60	51
E2-30X20	30	20	68	55	M8	28	30	22	60	51
E2-30X25	30	25	68	55	M8	28	30	22	60	51
E2-30X32	30	32	68	68	M8	28	30	22	75	61
E2-40X6	40	6	83	55	M6	32.5	-	22	75	41
E2-40X8	40	8	83	55	M6	32.5	-	22	75	51

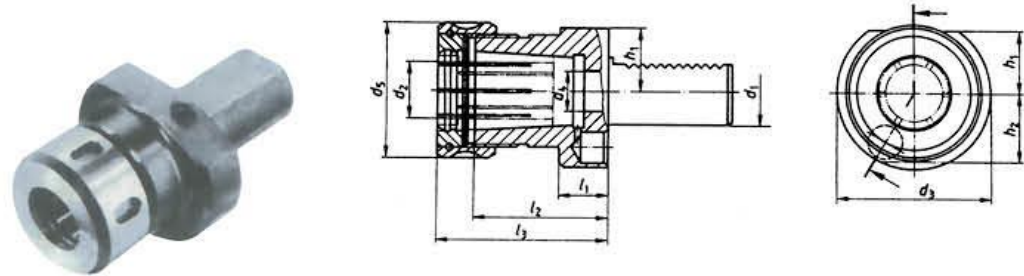
HT-0152 E2 型圆柱孔刀夹 (铣、镗孔) TYPE E2 TOOL HOLDER

for boring bars with cylindrical shank



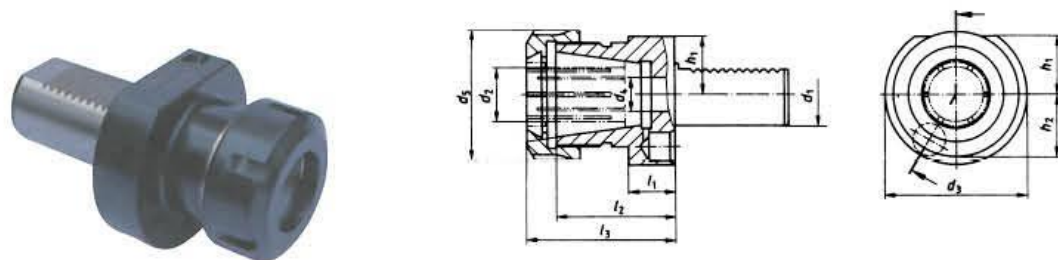
订单号 Order No.	d1	d2	d3	d4	d5	h1	h2	l1	l2	l3
E2-40X8	40	8	83	55	M6	32.5	-	22	75	51
E2-40X10	40	10	83	55	M6	32.5	-	22	75	51
E2-40X12	40	12	83	55	M8	32.5	-	22	75	61
E2-40X16	40	16	83	55	M10	32.5	-	22	75	61
E2-40X20	40	20	83	55	M10	32.5	-	22	75	61
E2-40X25	40	25	83	55	M10	32.5	-	22	75	61
E2-40X32	40	32	83	83	M10	32.5	-	22	75	61
E2-40X40	40	40	98	83	M10	32.5	-	22	90	76
E2-50X10	50	10	98	68	M6	35	-	30	90	51
E2-50X12	50	12	98	68	M8	35	-	30	90	61
E2-50X16	50	16	98	68	M10	35	-	30	90	76
E2-50X20	50	20	98	68	M12	35	-	30	90	76
E2-50X25	50	25	98	68	M12	35	-	30	90	76
E2-50X32	50	32	98	68	M12	35	-	30	90	76
E2-50X40	50	40	98	98	M12	35	-	30	90	76
E2-50X50	50	50	98	98	M12	35	-	30	100	86
E2-60X16	60	16	123	68	M10	42.5	-	30	90	76
E2-60X20	60	20	123	68	M12	42.5	-	30	90	76
E2-60X25	60	25	123	68	M12	42.5	-	30	90	76
E2-60X32	60	32	123	68	M12	42.5	-	30	90	76
E2-60X40	60	40	123	98	M12	42.5	-	30	90	76
E2-60X50	60	50	123	98	M12	42.5	-	30	100	86

HT-0153 E3-型 DIN6388 EOC 夹头刀夹 TYPE E3 COLLET HOLDER



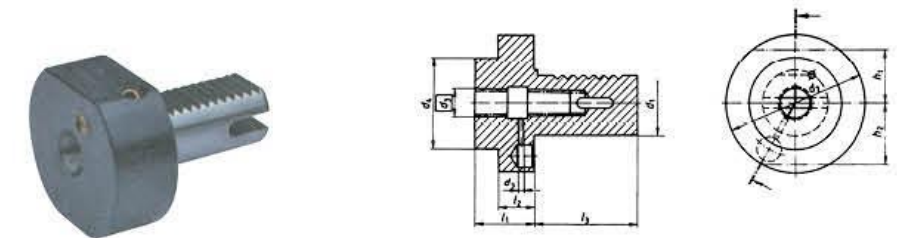
订单号 Order No	d1	d2		d3	d4	d5	l1	l2	l3	h1	h2
		EOCA	EOCB								
E3-16X12	16	1-12	-	40	6.7	35	13	36	45.5	18	18
E3-20X16	20	2-16	5-16	50	9	43	18	42	57	-	23
E3-20X20	20	2-20	6-20	50	9	50	18	46	62	-	23
E3-30X16	30	2-16	5-16	68	16.5	43	22	42	57	28	30
E3-30X25	30	2-25	6-25	68	16.5	60	22	59	75	28	30
E3-40X25	40	2-25	6-25	83	20.5	60	22	59	75	32.5	-
E3-40X32	40	4-32	10-32	83	20.5	72	22	73	90	32.5	-
E3-50X25	50	2-25	6-25	98	25.5	60	30	59	75	35	-
E3-50X32	50	4-32	10-32	98	25.5	72	30	73	90	35	-
E3-60X25	60	2-25	6-25	123	40.5	60	30	59	75	42.5	-
E3-60X32	60	4-32	10-32	123	40.5	72	30	73	90	42.5	-
E3-60X40	60	6-29.5	30-40	123	40.5	85	30	82	100	42.5	-

HT-0154 E4-型 DIN6499 ER 夹头刀夹 TYPE E4 COLLET HOLDER



订单号 Order No	d1	ER Collet	d2	d3	d4	d5	h1	h2	l1	l2	l3
E4-16X16	16	ER16	1-10	40	6.7	28	18	18	13	39.8	50
E4-16X20	16	ER20	1-13	40	6.7	35	18	18	13	32	44
E4-20X25	20	ER25	2-16	50	9	42	-	23	18	38	50
E4-20X32	20	ER32	3-20	50	9	50	-	23	18	49.5	62
E4-30X25	30	ER25	2-16	68	16.5	42	28	30	22	45	57
E4-30X40	30	ER40	3-26	68	16.5	63	28	30	22	56	70
E4-40X32	40	ER32	3-20	83	20.5	50	32.5	-	22	49.5	62
E4-40X40	40	ER40	3-26	83	20.5	63	32.5	-	22	61	75
E4-50X40	50	ER40	3-26	98	25.5	63	35	-	30	61	75
E4-60X40	60	ER40	3-26	123	28.5	63	42.5	-	30	61	75

HT-0155 F-型莫氏锥孔刀夹 TYPE F TOOL HOLDER

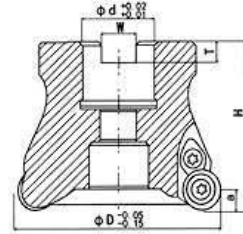


订单号 Order No	d1	MT	d2	d3	d4	d5	h1	h2	l1	l2	l3
F-20XMS1	20	1	50	12.065	-	-	-	23	23	-	48
F-25XMS1	25	1	58	12.065	-	-	25	25	23	-	48
F-25XMS2	25	2	58	17.78	-	5	25	25	27	-	48
F-30XMS1	30	1	68	12.065	-	-	28	30	27	-	55
F-30XMS2	30	2	68	17.78	-	5	28	30	27	-	55
F-40XMS2	40	2	83	17.78	55	5	32.5	-	36	22	63
F-40XMS3	40	3	83	23.825	58	6	32.5	-	36	22	63
F-40XMS4	40	4	83	31.267	68	7	32.5	-	80	22	63
F-50XMS2	50	2	98	17.78	55	5	35	-	36	30	78
F-50XMS3	50	3	98	23.825	58	6	35	-	36	30	78
F-50XMS4	50	4	98	31.267	68	7	35	-	50	30	78
F-60XMS3	60	3	123	23.825	58	6	42.5	-	36	30	94
F-60XMS3	60	4	123	31.267	68	7	42.5	-	50	30	94
F-60XMS5	60	5	123	44.399	98	7	42.5	-	63	30	94

HT-0156 EMR/EMRW 圆鼻面铣刀盘 EMR/EMRW ROUND DOWEL FACE MILL CUTTERS

- 使用 11° 正角刀片
- 刀片经济, 适用性高
- 容屑空间大, 排屑好
- 锥形设计, 钢性高

- ★ Using the 11° positive angle blade
- ★ Blade economy, the applicability of high
- ★ Capacity chip a large space, good chip disposal
- ★ Cone design, steel high



规格 / 型号 Model	尺寸 Size(mm)							刀片 Insert	压板 Clamp	螺钉 Screw	扳手 Wrench
	D	d	H	W	T	a	重量 KGS				
EMR-6R-40-16-3T	40	16	42	8.5	5	6	0.3	RPMT1204 M0	A-6R	A40100J M4*10	T15F T15
EMR-6R-50-22-4T	50	22	50	10.4	6.3	6	0.35				
EMR-6R-50-25.4-4T	50	25.4	50	10	6	6	0.35				
EMR-6R-63-22-4T	63	22	50	10.4	6.3	6	0.55				
EMR-6R-63-22-5T	63	22	50	10.4	6.3	6	0.55				
EMR-6R-63-25.4-4T	63	25.4	50	10	6	6	0.55				
EMR-6R-80-27-5T	80	27	50	12.4	7	6	0.85				
EMR-6R-80-27-6T	80	27	50	12.4	7	6	0.85				
EMR-6R-80-25.4-5T	80	25.4	50	10	6	6	0.85				
EMR-6R-80-25.4-6T	80	25.4	50	10	6	6	0.85				
EMR-6R-100-32-6T	100	32	50	14.4	8	6	1.2				
EMR-6R-100-31.75-6T	100	31.75	50	13	8	6	1.2				
EMR-6R-125-40-6T	125	40	63	16.4	9	6	3.2				
EMR-6R-160-40-8T	160	40	63	16.4	9	6	5.2				
EMR-6R-200-60-10T	200	60	63	25.7	14	6	6.8				
EMR-6R-250-60-12T	250	60	63	25.7	14	6	10.5				

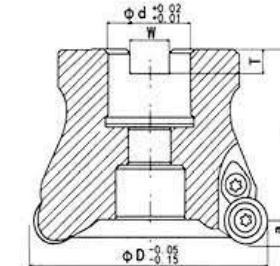
可配用刀片 INSERTS

规格 / 型号 Model	F7030	F620	VP15TF	NX4545	UT120T	TN100M	PR510	PR660	PP730	KW10	H101	H102	KC25	PP30	PC35	刀片形状 Insert shape	尺寸 Size(mm)			
																	D1	S1	排屑槽	
RPMT1204M0E-JS	●	●★	●★														12	4.76	有	MITSUBISHI (三菱)
RPMT1204M0							●	●	●								12	4.76	有	KYOCERA (京瓷)
1204M0-H						●	●	●	●								12	4.76	有	
RPMW1204M0E	●	●		●	●	●											12	4.76	无	MITSUBISHI (三菱)
1204M0T			●														12	4.76	无	

HT-0157 EMR/EMRW 圆鼻面铣刀盘 EMR/EMRW ROUND DOWEL FACE MILL CUTTERS

- 使用 11° 正角刀片
- 刀片经济, 适用性高
- 容屑空间大, 排屑好
- 锥形设计, 钢性高

- ★ Using the 11° positive angle blade
- ★ Blade economy, the applicability of high
- ★ Capacity chip a large space, good chip disposal
- ★ Cone design, steel high

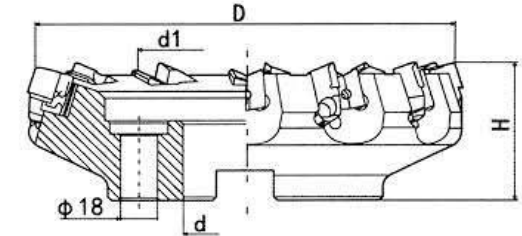


规格 / 型号 Model	尺寸 Size(mm)							刀片 Insert	压板 Clamp	螺钉 Screw	扳手 Wrench
	D	d	H	W	T	a	重量 KGS				
EMR-5R-40-16-4T	40	16	42	8.5	5	5	0.3	RPMT1003 M0	A-5R	A40100JA35100F M4*10 M3.5*10	T15F T15
EMR-5R-40-22-4T	40	22	42	10.4	6.3	5	0.3				
EMR-5R-50-22-4T	50	22	50	10.4	6.3	5	0.35				
EMR-5R-63-22-4T	63	22	50	10.4	6.3	5	0.55				
EMR-5R-63-22-5T	63	22	50	10.4	6.3	5	0.55				
EMR-5R-63-25.4-4T	63	25.4	50	10	6	5	0.55				
EMR-5R-80-27-5T	80	27	50	12.4	7	5	0.9				
EMR-5R-80-27-6T	80	27	50	12.4	7	5	0.9				
EMR-5R-80-25.4-6T	80	25.4	50	10	6	5	0.9				
EMR-5R-100-32-6T	100	32	50	14.4	7	5	1.2				
EMR-5R-100-31.75-6T	100	31.75	50	13	8	5	1.2				
EMR-5R-125-40-6T	125	40	63	16.4	9	5	3.2				
EMR-5R-160-40-8T	160	40	63	16.4	9	5	5.2				
EMR-5R-200-60-10T	200	60	63	25.7	14	5	6.8				
EMR-5R-250-60-12T	250	60	63	25.7	14	5	10.5				

可配用刀片 INSERTS

规格 / 型号 Model	UP20M	NX2525	UT120T	F7030	VP15TF	SH8250	JC3535	NIT	NAT	DX25	KT9	H101	H102	KC25	PP30	PC35	刀片形状 Insert shape	尺寸 Size(mm)			
																		D1	S1	排屑槽	
RPMW1003MO	●	●	●															10	3.18	无	MITSUBISHI (三菱)
RPMW1003MOEN						●★	●★											10	3.18	无	HITACHI (日立)
RPMW1003MOEN								●	●	●	●	●						10	3.18	无	DIJET (黛杰)


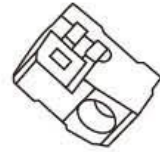
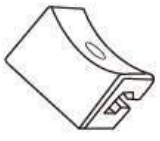

HT-0158 FP45 度平面铣刀头 FP45° FACE MILL HEAD



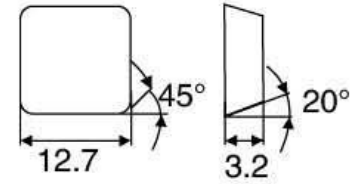
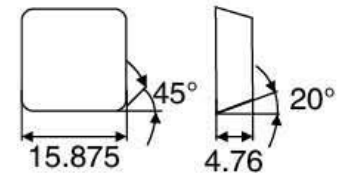
规格 / 型号 MODEL	刃数 Teeth	尺寸 Size(mm)				
		D	d	d1	H	重量 KGS
FP45-80-25.4-5T	5	80	25.4	-	50	1.9
FP45-100-31.75-5T	5	100	31.75	-	50	2.4
FP45-125-38.1-6T	6	125	38.1	-	63	5.5
FP45-160-50.8-8T	8	160	50.8	-	63	7.3
FP45-200-47.625-10T	10	200	47.625	101.6	63	11.45
FP45-200-47.625-12T	12	250	47.625	101.6	63	13.65
FP45-200-47.625-14T	14	300	47.625	101.6	63	22.1

规格 / 型号 MODEL	刃数 Teeth	尺寸 Size(mm)				
		D	d	d1	H	重量 KGS
FP45-80-27-5T	5	80	27	-	50	2.05
FP45-100-32-5T	5	100	32	-	50	2.55
FP45-125-40-6T	6	125	40	-	63	5.7
FP45-160-40-8T	8	160	40	-	63	7.5
FP45-200-60-10T	10	200	60	101.6	63	11.7
FP45-200-60-12T	12	250	60	101.6	63	13.9
FP45-200-60-14T	14	300	60	101.6	63	22.4




替换零件 Replacing fittings			
E01	E03	E03	E02
			
M5*16	FC2550	SV-128 170-15	TH-40

注：只要更换刀片座，同一个FP规格刀盘可使用SEKN1203,SEKN1504二种刀片

使用刀片规格 Insert specification	
 <p>SEKN1203</p>	 <p>SEKN1504</p>

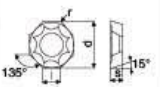
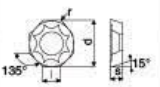
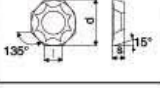
NOTICE: If replacing inser seat,the FP head mill can use SEKN1203 and SEKN 1504.

HT-0159 SKM 高速八角面铣刀杆 SKM FACE MILLING CUTTER



规格 / 型号 MODEL	D	L	L1	d1	刃数 Teeth	刀片 Insert	重量 KGS
SKM-2520-120L-2T	25	120	40	20	2	OD..0404	0.32
SKM-2525-120L-2T	25	120	40	25	2	OD..0404	0.45
SKM-3225-120L-3T	32	120	40	25	3	OD..0404	0.48
SKM-3232-120L-3T	32	120	40	32	3	OD..0404	0.71
SKM-4032-120L-4T	40	120	50	32	4	OD..0404	0.82

刀片 Insert	螺丝 Screw	扳手 Wrench	扭力值 (N.m)Torque
OD.0404	m4-10-5.7-60	T15	3.0

ISO 分类	P 合金钢 M 不锈钢 K 铸铁 N 铝及铝合金 S 高温合金 H 高度硬材	镀层超微粒				硬质合金			超硬微粒			尺寸 (mm)				圆型 Drawing	
		CHF				HW			HF			Size					
		OM4010	OM4025	OM4030	OM4040	X500	MP91M	SP6564	SP4036	GH05	GH1	OM5001	OM5060	d	i		s
		●	●	●	●								12.7	4	4.76	0.8	
							●	●	●				12.7	4	4.76	0.8	
											●		12.7	4	4.76	-	

SUITABLE:ISO INSERTS

特点：
注：

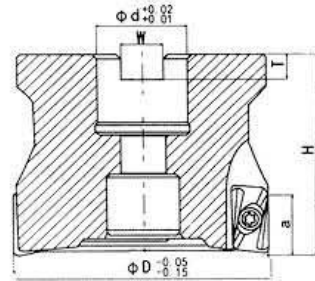
- 采用抗震性工具钢材质
- 整体预硬后，再行精修，避免二次处理所产生应变

Features:

- Uses the anti-knocking tool steel material quality.
- After whole pre-hard,finishes again,avoids two processing having the strain.

HT-0160 BAP 直角台肩面铣刀盘 BAP RIGHT ANGLE SHOULDER FACE MILL

- 节能提示：请保留您的报废刀片 RAP 壳形铣刀还能使用
- Energy saving: please keep your scrap inserts RAP-75° ,shell-shaped milling cutter can be used.



规格 / 型号 Model	尺寸 Size(mm)							刀片	螺钉	扳手
	D	d	H	W	T	a	重量 KGS			
BAP300R-40-16-4T	40	16	40	8.4	6.3	9	0.35	APMT1135PDER	M2.5*6	T8
BAP300R-50-22-4T	50	22	50	10.4	6.3	9	0.4	APMT1135PDER	M2.5*6	T8
BAT300R-63-22-5T	63	22	50	10.4	6.3	9	0.65	APMT1135PDER	M2.5*6	T8
BAP400R-50-22-4T	50	22	50	10.4	6.3	14	0.4	APMT1604PDER	M4.0*9	T15
BAP400R-50-25.4-4T	50	25.4	50	10	6	14	0.4	APMT1604PDER	M4.0*9	T15
BAP400R-63-22-4T	63	22	50	10.4	6.3	14	0.65	APMT1604PDER	M4.0*9	T15
BAP400R-63-22-5T	63	22	50	10.4	6.3	14	0.65	APMT1604PDER	M4.0*9	T15
BAP400R-63-25.4-4T	63	25.4	50	10	6	14	0.65	APMT1604PDER	M4.0*9	T15
BAP400R-80-25.4-5T	80	25.4	50	10	6	14	1	APMT1604PDER	M4.0*9	T15
BAP400R-80-27-5T 反齿	80	27	50	12.4	7	14	1	APMT1604PDER	M4.0*9	T15
BAP400R-80-27-5T	80	27	50	12.4	7	14	1	APMT1604PDER	M4.0*9	T15
BAP400R-80-27-6T	80	27	50	12.4	7	14	1	APMT1604PDER	M4.0*9	T15
BAP400R-80-27-6T	80	27	50	12.4	7	14	1	APMT1604PDER	M4.0*9	T15
BAP400R-100-32-6T	100	32	50	14.4	8	14	1.25	APMT1604PDER	M4.0*9	T15
BAP400R-100-31.75-6T	100	31.75	50	13	8	14	1.25	APMT1604PDER	M4.0*9	T15
BAP400R-125-40-6T	125	40	63	16.4	9	14	3.1	APMT1604PDER	M4.0*9	T15
BAP400R-125-38.1-7T	125	38.1	63	16.4	10	14	3.1	APMT1604PDER	M4.0*9	T15
BAP400R-160-40-8T	160	40	63	16.4	9	14	5.1	APMT1604PDER	M4.0*9	T15
BAP400R-2000-60-10T	200	60	63	25.7	14	14	6.78	APMT1604PDER	M4.0*9	T15
BAP400R-250-60-12T	250	60	63	25.7	14	14	10.5	APMT1604PDER	M4.0*9	T15

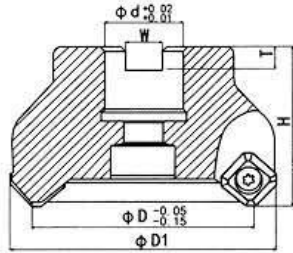
可配用刀片 INSERTS

规格 / 型号 Model	F7030	F620	VP15TF	UP20M	NX2525	NX4545	UT120T	HT110	NCM325	PC3545	PC3530	PC6510	PD2000	H01	H101	H102	KC25	PP30	PC35	刀片形状 Insert shape	尺寸 Size (mm)				
																					L1	L2	S1	F1	Re
APMT1135PDER-H1	●	●	●★	●	●	●	●	●													11	6.35	3.5	1.5	0.4
APMT1135PDER-H2	●	●	●★	●	●	●	●	●													11	6.35	3.5	1.2	0.8
APMT1135PDER-H3	●	●		●			●														11	6.35	3.5	0.8	1.2
APMT1135PDER-H4	●	●		●			●														11	6.35	3.5	0.4	1.6
APMT1135PDER-H6	●	●		●			●														11	6.35	3.5	0.4	2.4
APMT1135PDER-MO	●																				11	6.35	3.5	1.8	0.2
APMT1135PDER-M1	●																				11	6.35	3.5	1.5	0.4
APMT1135PDER-M2	●	●	●★			●															11	6.35	3.5	1.2	0.8
APMT1135PDER-G2								●													11	6.35	3.5	1.2	0.9
APMT1135PDER-H1	●		●				●														16.5	9.525	4.76	1.7	0.4
APMT1135PDER-H2	●	●	●★	●	●	●★	●	●													16.5	9.525	4.76	1.7	0.8
APMT1135PDER-H4	●						●														16.5	9.525	4.76	1.7	1.6
APMT1135PDER-H6	●						●														16.5	9.525	4.76	1.7	2.4
APMT1135PDER-H8	●						●														16.5	9.525	4.76	1.7	3.2
APMT1135PDER-M2	●	●	●★			●															16.5	9.525	4.76	1.7	0.0
APMT1135PDER-G2	●							●													16.5	9.525	4.76	1.7	0.8
APKT1604PDSR									●	●	●	●	●								16.4	9.525	4.76	-	0.8
APKT1604PDR-MA														●	●						16.4	9.525	4.76	-	0.8

MTSUSHI(三井)

KOPELO

HT-0161 KM-45° 壳形铣刀盘 KM-45° FACE MILL CUTTERS



规格 / 型号 Model	尺寸 Size (mm)						重量 KGS	刀片 Insert	螺钉 Screw	扳手 Wrench
	D	D1	d	H	W	T				
KM12-50-22-4T	50	64	22	50	10.4	6.3	0.5	SEHT1204	M5*11	T20
KM12-50-25.4-4T	50	64	25.4	50	10	6	0.5			
KM12-50-22-4T 反齿	50	64	22	50	10.4	6.3	0.5			
KM12-63-22-4T	63	77	22	50	10.4	6.3	0.75			
KM12-63-25.4-4T	63	77	25.4	50	10	6	0.75			
KM12-80-27-5T	80	94	25.4	50	10	6	1.2			
KM12-80-27-5T 反齿	80	94	27	50	12.4	7	1.2			
KM12-100-32-5T	100	114	32	50	14.4	8	1.8			
KM12-100-31.75-5T	100	114	31.75	50	13	8	1.8			
KM12-125-40-6T	125	139	40	63	16.4	9	3.8			
KM12-125-38.1-6T	125	139	38.1	63	16.2	10	3.8			
KM12-160-40-7T	160	174	40	63	16.4	9	5.2			
KM12-160-38.1-7T	160	175	38.1	63	16.2	10	5.2			
KM12-200-60-10T	200	214	60	63	16.4	14	6.8			
KM12-200-38.1-10T	200	214	38.1	63	16.2	9	6.8			
KM12-250-60-12T	250	264	60	63	25.7	14	10.5			
KM12-300-60-14T	300	314	60	63	25.7	14	-			
KM12-315-60-14T	315	329	60	63	25.7	14	-			
KM12-350-60-	350	364	60	63	25.7	14	-			
KM12-400-60-	400	414	60	63	25.7	14	-			

可配用刀片 INSERTS

规格 / 型号 Model	WAP25	WAP35	WTP35	WXP45	WPM	WXM35	WAK15	WAK25	WKM	WK10	NCM325	PC3535	PC9350	PC6510	PC230	CN30	H01	刀片形状 Insert shape	尺寸 Size(mm)					
	D1	S1	排屑槽																					
SEHT 1204AFN		●	●	●		●				●											有			
1204AFN-K88										●												有		
SEHW 1204AFN	●	●	●		●	●	●	●	●													无		
SECA1204AFSN											●	●										无		
1204AFTN													●		●	●						无		
1204AFFN														●								无		
1204AFEN											●											无		
SEHT1204AFFN-M																	●					无		
规格 / 型号 Model	H101	H102	KC25	PP30	PC35	PTE25	PFZ	MP91M	PMG	GH1	SK10	刀片形状 Insert shape						尺寸 Size(mm)						
	D1	S1	排屑槽																					
SEET 1204AFSN-M01						●																127 4.76	有	
1204AFFN-F01									●													127 4.76	有	
SEHT1204AF4B								●	●													127 4.76	有	
1204AFFN										●												127 4.76	有	
SEHW 1204AFN											●											127 4.76	无	

WALTEF
(瓦尔特)

STELLRAM
(史特龙)

HT-0162 I型游标卡尺 VERNIER CALIPERS (TYPE1)



150mm 以上规格为四用游标卡尺不锈钢或碳钢制造 150mm 游标卡尺也可根据客户要求做三用游标卡尺
Four-way measurements for range 150mm or more, Made of stainless steel or carbon steel. 150mm vernier can be three-way measurements according to requirement.

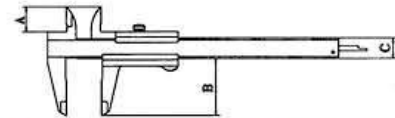
HT-0163 I型整体游标卡尺 MONO-BLOCK VERNIER CALIPERS (TYPE 1)



140-***

整体游标
四用游标卡尺
不锈钢或碳钢制造

Mono-block vernier .
Four-way measurements.
Made of stainless or carbon steel.



订单号 (不锈钢) Order No. (Stainless Steel)	订单号 (碳钢) Order No. (Carbon Steel)	订单号 (不锈钢) Order No. (Stainless Steel)	订单号 (碳钢) Order No. (Carbon Steel)	测量范围 Range (mm)	分度值 Grad (mm)	A (mm)	B (mm)	C (mm)	精度 Accuracy (mm)
141-510S	141-510C	140-510S	140-510C	0-100	0.05	12.5	30	13	± 0.05
141-515S	141-515C	140-515S	140-515C	0-125	0.05	17.5	40	14.5	
141-520S	141-520C	140-520S	140-520C	0-150	0.05	17.5	40	15.5	
141-525S	141-525C	140-525S	140-525C	0-200	0.05	18.8	50	17	
141-530S	141-530C	140-530S	140-530C	0-250	0.05	22.8	65	17	
141-535S	141-535C	140-535S	140-535C	0-300	0.05	22.8	65	17	± 0.06
141-110S	141-110C	140-110S	140-110C	0-100	0.02	12.5	30	13	± 0.02
141-115S	141-115C	140-115S	140-115C	0-125	0.02	17.5	40	14.5	± 0.03
141-120S	141-120C	140-120S	140-120C	0-150	0.02	17.5	40	15.5	
141-125S	141-125C	140-125S	140-125C	0-200	0.02	18.8	50	17	
141-130S	141-130C	140-130S	140-130C	0-250	0.02	22.8	65	17	
141-135S	141-135C	140-135S	140-135C	0-300	0.02	22.8	65	17	
141-150S	141-150C	140-150S	140-150C	0-500	0.02	38.5	100	25	± 0.05
141-610S	141-610C	140-610S	140-610C	0-100	0.05/1/128"	12.5	30	13	± 0.05
141-615S	141-615C	140-615S	140-615C	0-125	0.05/1/128"	17.5	40	14.5	
141-620S	141-620C	140-620S	140-620C	0-150	0.05/1/128"	17.5	40	15.5	
141-625S	141-625C	140-625S	140-625C	0-200	0.05/1/128"	18.8	50	17	
141-630S	141-630C	140-630S	140-630C	0-250	0.05/1/128"	22.8	65	17	
141-635S	141-635C	140-635S	140-635C	0-300	0.05/1/128"	22.8	65	17	± 0.06
141-210S	141-210C	140-210S	140-210C	0-100	0.02/0.001"	12.5	30	13	± 0.02
141-215S	141-215C	140-215S	140-215C	0-125	0.02/0.001"	17.5	40	14.5	± 0.03
141-220S	141-220C	140-220S	140-220C	0-150	0.02/0.001"	17.5	40	15.5	
141-225S	141-225C	140-225S	140-225C	0-200	0.02/0.001"	18.8	50	17	
141-230S	141-230C	140-230S	140-230C	0-250	0.02/0.001"	22.8	65	17	
141-235S	141-235C	140-235S	140-235C	0-300	0.02/0.001"	22.8	65	17	
141-250S	141-250C	140-250S	140-250C	0-500	0.02/0.001"	38.5	100	25	± 0.05

HT-0164 深度游卡尺 VERNIER DEPTH GAUGES



211-***

尺身尾部带限位螺钉
不锈钢或碳钢制造
With screw at the back of far end of caliper bar.
Made of stainless steel or carbon steel.

HT-0165 整体深度游标卡尺 MONO-BLOCK VERNIER DEPTH GAUGES



210-***

尺身尾部带限位螺钉
整体游标
不锈钢或碳钢制造
With screw at the back of far end of caliper bar .
With screw at the bace of far end of caliper bar.
Made of stainless steel or carbon steel.

订单号 (不锈钢) Order No. (Stainless Steel)	订单号 (碳钢) Order No. (Carbon Steel)	订单号 (不锈钢) Order No. (Stainless Steel)	订单号 (碳钢) Order No. (Carbon Steel)	测量范围 Range (mm)	分度值 Grad (mm)	H (mm)	B (mm)	精度 Accuracy (mm)	
211-520S	211-520C	210-520S	210-510C	0-150	0.05	102/150	11.5	± 0.05mm	
211-525S	211-525C	210-525S	210-525C	0-200	0.05	102/150	11.5	± 0.05mm	
211-535S	211-535C	210-535S	210-535C	0-300	0.05	102/150	11.5	± 0.06mm	
211-550S	211-550C	210-550S	210-550C	0-500	0.05	102/150	11.5	± 0.07mm	
211-120S	211-120C	210-120S	210-120C	0-150	0.02	102/150	11.5	± 0.03mm	
211-125S	211-125C	210-125S	210-125C	0-200	0.02	102/150	11.5	± 0.03mm	
211-135S	211-135C	210-135S	210-135C	0-300	0.02	102/150	11.5	± 0.04mm	
211-150S	211-150C	210-150S	210-150C	0-500	0.02	102/150	11.5	± 0.05mm	
211-165S	211-165C	210-165S	210-165C	0-1000	0.02	102/150	15.5	± 0.07mm	
211-620S	211-620C	210-635S	210-620C	0-150	0.05/1/128"	102/150	11.5	± 1 个分度值	± 1 Graduation
211-625S	211-625C	210-620S	210-625C	0-200	0.05/1/128"	102/150	11.5	± 1.2 个分度值	± 1.2 Graduation
211-635S	211-635C	210-625S	210-635C	0-300	0.05/1/128"	102/150	11.5		
211-650S	211-650C	210-635S	210-650C	0-500	0.05/1/128"	102/150	11.5	± 1.5 个分度值	± 1.5 Graduation
211-220S	211-220C	210-220S	210-220C	0-150	0.02/0.001"	102/150	11.5		
211-225S	211-225C	210-225S	210-225C	0-200	0.02/0.001"	102/150	11.5	± 2 个分度值	± 2 Graduation
211-235S	211-235C	210-235S	210-235C	0-300	0.02/0.001"	102/150	11.5		
211-250S	211-250C	210-250S	210-250C	0-500	0.02/0.001"	102/150	11.5	± 2.5 个分度值	± 2.5 Graduation
211-265S	211-265C	210-265S	210-265C	0-1000	0.02/0.001"	102/150	15.5	± 3 个分度值	± 3 Graduation

HT-0166 带表高度尺 DIAL HEIGHT GAUGES

硬质合金划线爪
带微动装置
不锈钢或碳钢
Carbide tipped scriber .
With fine adjustment .
Made of stainless steel or carbon steel.



订单号 (碳钢) Order No. (Carbon Steel)	订单号 (不锈钢) Order No. (Stainless Steel)	测量范围 Range (mm)	分度值 Grad (mm)	精度 Accuracy (mm)
371-225C	371-225S	0~200mm	0.02mm	± 0.03mm
371-235C	371-235S	0~300mm	0.02mm	± 0.04mm
371-125C	371-125S	0~200mm	0.01mm	± 0.03mm
371-135C	371-135S	0~300mm	0.01mm	± 0.04mm
371-025C	371-025S	0~8"	0.001"	± 0.0012"
371-035C	371-035S	0~12"	0.001"	± 0.0015"

HT-0167 双柱带表高度尺 DOUBLE-BEAM DIAL HEIGHT GAUGES


硬质合金划线爪
带上、下双向计数器
容易读数
计数器和表盘可以在任意位置清零带手轮，移动方便
Carbide tipped scriber .Easy and error-free reading with both up and down digi-tal counters as well as a dial.The counters and dial can be set zero at any position.Provided wyth a feed wheel for easy course feeding.



订单号 (碳钢) Order No.	测量范围 Range (mm)	分度值 Grad (mm)
342-135	0~300	0.01
342-145	0~450	0.01
342-150	0~500	0.01
342-155	0~600	0.01

HT-0168 超大屏幕数显卡尺系列 BIG LCD DIGITAL CALIPERS

开 / 关 ON/OFF
公 / 英制转换 mm/in
任意位置清“零” ZERO
带数据输出口 RS232




订单号 (碳钢) Order No. (Carbon Steel)	测量范围 Range (mm)	分辨率 Resolution (mm/in)	A (mm)	B (mm)	C (mm)	分度值 Grad (mm)	
132-320	132-320A	0-150/6"	0.01/0.0005"	16.5	40	16	± 0.03
132-325	132-325A	0-200/8"	0.01/0.0005"	20	50	16	± 0.03
132-335	132-335A	0-300/12"	0.01/0.0005"	20	60	17	± 0.04

HT-0169 防溅水数显卡尺系列 SPLASH-PROOF DIGITAL CALIPERS

防溅水，在溅水环境下擦干后能正常使用；
防水等级达 IP54
带电源开关和数据输出口
任意位置置零及公英制转换

It can work after cleaning the splashed water on it.
The degree of protection is IP54.
With on/ off button and data output interface .
Zero setting at any position.
Metric/ Inch system conversion at any position.



订单号 (碳钢) Order No. (Carbon Steel)	测量范围 Range (mm)	分辨力 Resolution (mm/in)	分度值 Grad (mm)
131-320A	0-150/6"	0.01/0.0005"	±0.03
131-325A	0-200/8"	0.01/0.0005"	±0.03
131-320W	0-150/6"	0.01/0.0005"	±0.03
131-325W	0-200/8"	0.01/0.0005"	±0.03

HT-0170 外径千分尺 (喷漆尺架) OUTSIDE MICROMETERS



喷漆尺架
硬质合金量面
Painted frame.
Carbide tipped
measuring faces .



精铸喷漆尺架
硬质合金量面
Painted frame.
Carbide tipped measuring
faces.



镀铬尺架
硬质合金量面
Chrome Plated frame.
Carbide tipped measuring
faces.

订单号 Order No.		测量范围 Range (mm)	分度值 Grad (mm)	精度 Accuracy (mm)	备注	
400-505	400-505M	401-505	0-25mm	0.001mm	± 4 μ m	带游标读数
400-510	400-510M	401-510	25-50mm	0.001mm	± 4 μ m	带游标读数
400-515	400-515M	401-515	50-75mm	0.001mm	± 5 μ m	带游标读数
400-520	400-520M	401-520	75-100mm	0.001mm	± 5 μ m	带游标读数
400-100	400-100M	501-100	0-15mm	0.001mm	± 4 μ m	
400-105	400-105M	401-105	0-25mm	0.001mm	± 4 μ m	
400-110	400-110M	401-110	25-50mm	0.001mm	± 4 μ m	
400-115	400-115M	401-115	50-75mm	0.001mm	± 5 μ m	
400-120	400-120M	401-120	75-100mm	0.001"/0.001"	± 5 μ m	
400-205	400-205M	401-205	0-1"	0.001"/0.001"	± 0.00015"	
400-210	400-210M	401-210	1-2"	0.001"/0.001"	± 0.00015"	
400-215	400-215M	401-215	2-3"	0.001"/0.001"	± 0.0002"	
400-220	400-220M	401-220	3-4"	0.001"/0.001"	± 0.0002"	

HT-0171 套装外径千分尺 OUTSIDE MICROMETERS IN SETS



特点
418-***
装 400-*** 系列外径千分尺
Loaded wit 400- *** series micrometers .
418-***M
装 400-*** 系列新型喷漆外径千分尺
Loaded wit 400 -*** M series micrometers .
419-***
装 401-*** 系列镀铬外径千分尺
Loaded wit 401- *** series micrometers.

订单号 Order No.			测量范围 Range (mm)	分度值 Grad (mm)	每件套数 pcs/set
418-100	418-100M	419-100	0-100mm	0.001mm	4
418-500	418-500M	419-500	0-100mm	0.01mm	4
418-200	418-200M	419-200	0-4"	0.001"	4
418-600	418-600M	419-600	0-4"	0.0001"	4

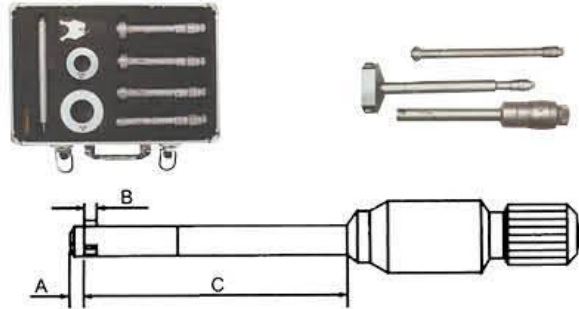
HT-0172 内径千分尺 INSIDE MICROMETERS

可进行内径尺寸的测量
测量柱分合金钢和硬质合金两种
For inside measurements .
Carbide tipped measuring faces.



订单号 Order No.	测量范围 Range	分度值 Grad	精度 Accuracy
452-105	5-30m	0.01mm	± 0.005mm
452-110	25-50mm	0.01mm	± 0.006mm
452-115	50-75mm	0.01mm	± 0.007mm
452-120	75-100mm	0.01mm	± 0.008mm
452-205	0.2-1.2"	0.001"	± 0.00025"
452-215	1-2"	0.001"	± 0.0003"
452-220	2-3"	0.001"	± 0.00035"
	3-4"	0.001"	± 0.0004"

HT-0173 三爪内径千分尺 THREE POINT INTERNAL MICROMETERS



三爪内径千分尺单支品种

订单号 Order No.	测量范围 Range(mm)	分度值 Grad(mm)	精度 Accuracy(mm)	校对球规 Setting rings(mm)	接长杆 Extension rods	A	B	C
422-006	6~8	0.001	±0.004	8	5.8x100	1.5	2.5	52
422-008	8~10	0.001	±0.004	8	5.8x100	1.5	2.5	52
422-010	10~12	0.001	±0.004	10	5.8x100	1.5	2.5	52
422-011	11~14	0.005	±0.004	14	10.8x100	2	4.5	78
422-014	14~17	0.005	±0.004	14	10.8x100	2	4.5	78
422-017	17~20	0.005	±0.004	20	10.8x100	2	4.5	78
422-020	20~25	0.005	±0.004	20	17x150	7	7	82
422-025	25~30	0.005	±0.004	30	17x150	7	7	82
422-030	30~35	0.005	±0.004	30	17x150	7	7	82
422-031	30~40	0.005	±0.004	30	23.5x150	2.5	11	97
422-035	35~40	0.005	±0.004	40	17x150	7	7	82
422-040	40~50	0.005	±0.005	40	23.5x150	2.5	11	97
422-050	50~60	0.005	±0.005	60	23.5x150	4	13	100
422-060	60~70	0.005	±0.005	60	23.5x150	4	13	100
422-070	70~80	0.005	±0.005	80	23.5x150	4	13	100
422-080	80~90	0.005	±0.005	80	23.5x150	4	13	100
422-090	90~100	0.005	±0.005	90	23.5x150	4	13	100

三爪内径千分尺套装种类

订单号 Order No.	测量范围 Range (mm)	单支测量范围 Individual range (mm)	校对球规 Setting rings(mm)	成套件数 Pieces/set	接长杆 Extension rods
422-406	6~12	6~8,8~10,10~12	φ 8, φ 10	3	5.8x100
422-411	11~12	11~14,14~17,17~20	φ 14, φ 20	3	10.8x100
422-420	20~40	20~25,25~30,30~35,35~40	φ 8, φ 10	4	17x150
422-430	30~50	30~40,40~50	φ 40	2	17x150
422-450	50~100	50~60,60~70,70~80,80~90, 90~100	φ 60, φ 80, φ 90	5	17x150

HT-0174 普通型百分表系列 DIAL INDICATORS

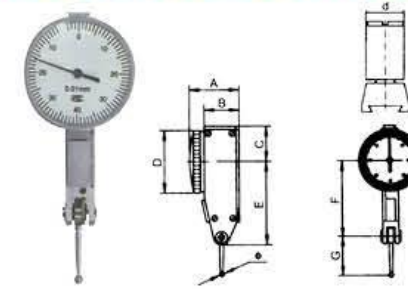


机芯所有零件采用优质不锈钢和铜材制造,使其内有较好的防腐蚀性能
铜质轴承和钢质轮轴配合能有效地降低轴承间的摩擦
表圈带紧固装置,保证使用过程的读数可靠
带公差指示器

Inside structure is made of stainless steel and copper, the helps indicators to resist any corrosion.
Steel and copper, the helps indicators to reduce any friction between the bearings.
With adjustable tolerance marker and locking screw.

订单号 Order NO.	测量范围 Range (mm)	分度值 Grad. (mm)	A (mm)	B (mm)	C (mm)	D (mm)	E (mm)	F (mm)	D (mm)	G (mm)	精度 Accuracy	备注	
												桃形主体 Peach shaped body	圆形主体 Round body
510-060	0-3	0.01	41.5	21	8.2	φ57	20	18	6.5/6.35	5	14 μm		√
510-061	0-5	0.01	41.5	21	8.2	φ57	20	18	6.5/6.35	5	16 μm		√
510-063	0-10	0.01	41.5	21	8.2	φ57	20	18	6.5/6.35	5	20 μm		√
511-060	0-3	0.01	41.5	21	8.2	φ57	20	18	6.5/6.35	5	14 μm	√	
511-061	0-5	0.01	41.5	21	8.2	φ57	20	18	6.5/6.35	5	16 μm	√	
511-063	0-10	0.01	41.5	21	8.2	φ57	20	18	6.5/6.35	5	20 μm	√	
512-060	0-3	0.01	41.5	21	8.2	φ57	20	18	6.5/6.35	5	14 μm		√
512-061	0-5	0.01	41.5	21	8.2	φ57	20	18	6.5/6.35	5	16 μm		√
513-060	0-3	0.01	41.5	21	8.2	φ57	20	18	6.5/6.35	5	14 μm	√	
513-061	0-5	0.01	41.5	21	8.2	φ57	20	18	6.5/6.35	5	16 μm	√	
513-063	0-10	0.01	41.5	21	8.2	φ57	20	18	6.5/6.35	5	20 μm	√	
514-060	0-3	0.01	41.5	21	8.2	φ57	20	18	6.5/6.35	5	14 μm		√
514-061	0-5	0.01	41.5	21	8.2	φ57	20	18	6.5/6.35	5	16 μm		√
514-063	0-10	0.01	41.5	21	8.2	φ57	20	18	6.5/6.35	5	20 μm		√
515-060	0-3	0.01	41.5	21	8.2	φ57	20	18	6.5/6.35	5	14 μm	√	
515-061	0-5	0.01	41.5	21	8.2	φ57	20	18	6.5/6.35	5	16 μm	√	
515-063	0-10	0.01	41.5	21	8.2	φ57	20	18	6.5/6.35	5	20 μm	√	
516-060	0-3	0.01	40	19.5	8.2	φ57	20	18	6.5/6.35	5	14 μm		√
516-061	0-5	0.01	40	19.5	8.2	φ57	20	18	6.5/6.35	5	16 μm		√
516-063	0-10	0.01	40	19.5	8.2	φ57	20	18	6.5/6.35	5	20 μm		√
517-060	0-3	0.01	40	19.5	8.2	φ57	20	18	6.5/6.35	5	14 μm	√	
517-061	0-5	0.01	40	19.5	8.2	φ57	20	18	6.5/6.35	5	16 μm	√	
517-063	0-10	0.01	40	19.5	8.2	φ57	20	18	6.5/6.35	5	20 μm	√	
518-060	0-3	0.01	40	19.5	8.2	φ57	20	18	6.5/6.35	5	14 μm		√
518-061	0-5	0.01	40	19.5	8.2	φ57	20	18	6.5/6.35	5	16 μm		√
518-063	0-10	0.01	40	19.5	8.2	φ57	20	18	6.5/6.35	5	20 μm		√
519-060	0-3	0.01	40	19.5	8.2	φ57	20	18	6.5/6.35	5	14 μm	√	
519-061	0-5	0.01	40	19.5	8.2	φ57	20	18	6.5/6.35	5	16 μm	√	
519-063	0-10	0.01	40	19.5	8.2	φ57	20	18	6.5/6.35	5	20 μm	√	
520-060	0-3	0.01	40	19.5	8.2	φ57	20	18	6.5/6.35	5	14 μm		√
520-061	0-5	0.01	40	19.5	8.2	φ57	20	18	6.5/6.35	5	16 μm		√
520-063	0-10	0.01	40	19.5	8.2	φ57	20	18	6.5/6.35	5	20 μm		√
521-060	0-3	0.01	40	19.5	8.2	φ57	20	18	6.5/6.35	5	14 μm	√	
521-061	0-5	0.01	40	19.5	8.2	φ57	20	18	6.5/6.35	5	16 μm	√	
521-063	0-10	0.01	40	19.5	8.2	φ57	20	18	6.5/6.35	5	20 μm	√	
522-060	0-3	0.01	41.5	21	8.2	φ57	20	18	6.5/6.35	5	14 μm		√
522-061	0-5	0.01	41.5	21	8.2	φ57	20	18	6.5/6.35	5	16 μm		√
522-063	0-10	0.01	41.5	21	8.2	φ57	20	18	6.5/6.35	5	20 μm		√
523-060	0-3	0.01	41.5	21	8.2	φ57	20	18	6.5/6.35	5	14 μm	√	
523-061	0-5	0.01	41.5	21	8.2	φ57	20	18	6.5/6.35	5	16 μm	√	
523-063	0-10	0.01	41.5	21	8.2	φ57	20	18	6.5/6.35	5	20 μm	√	
524-060	0-3	0.01	41.5	21	8.2	φ57	20	18	6.5/6.35	5	14 μm		√
524-061	0-5	0.01	41.5	21	8.2	φ57	20	18	6.5/6.35	5	16 μm		√
524-063	0-10	0.01	41.5	21	8.2	φ57	20	18	6.5/6.35	5	20 μm		√
525-060	0-3	0.01	41.5	21	8.2	φ57	20	18	6.5/6.35	5	14 μm	√	
525-061	0-5	0.01	41.5	21	8.2	φ57	20	18	6.5/6.35	5	16 μm	√	
525-063	0-10	0.01	41.5	21	8.2	φ57	20	18	6.5/6.35	5	20 μm	√	
526-060	0-3	0.01	41.5	21	8.2	φ57	20	18	6.5/6.35	5	14 μm		√
526-061	0-5	0.01	41.5	21	8.2	φ57	20	18	6.5/6.35	5	16 μm		√
526-063	0-10	0.01	41.5	21	8.2	φ57	20	18	6.5/6.35	5	20 μm		√
527-060	0-3	0.01	41.5	21	8.2	φ57	20	18	6.5/6.35	5	14 μm	√	
527-061	0-5	0.01	41.5	21	8.2	φ57	20	18	6.5/6.35	5	16 μm	√	
527-063	0-10	0.01	41.5	21	8.2	φ57	20	18	6.5/6.35	5	20 μm	√	

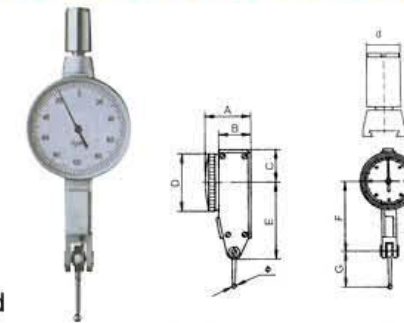
HT-0175 杠杆百分表 DIAL TEST INDICATORS



560-***

订单号 Order No.	测量范围 Range (mm)	分度值 Grad (mm)	A (mm)	B (mm)	C (mm)	D (mm)	E (mm)	F (mm)	G (mm)	φ (mm)	d (mm)	精度 Accuracy	高精度 High-precision
560-001	0-0.8	0.01	24	17.3	16.5	φ31	42.7	38.7	19	2.5	4/8	10 μm	7 μm
560-002	0-0.8	0.01	24	17.3	16.5	φ31	42.7	38.7	30	2.5	4/8	10 μm	7 μm

HT-0176 杠杆千分表 MICRON DIAL TEST INDICATORS

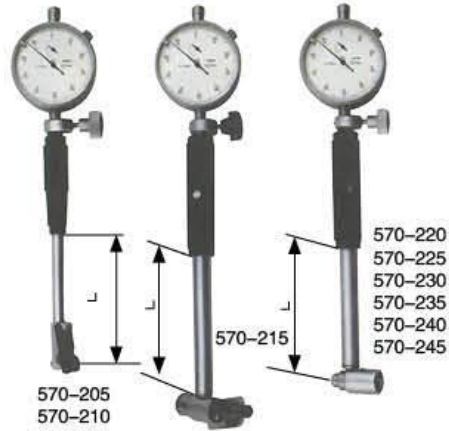


566-***

红宝石测头 ruby ballhead

订单号 Order No.	测量范围 Range (mm)	分度值 Grad (mm)	A (mm)	B (mm)	C (mm)	D (mm)	E (mm)	F (mm)	G (mm)	φ (mm)	d (mm)	精度 Accuracy	高精度 High-precision
566-001	0-0.2	0.002	24	17.3	16.5	φ31	42.7	38.7	16	2.5	4/8	3 μm	-

HT-0177 内径百分表 DIAL BORE GAUGES



不锈钢淬火测头
带可换测头，测量范围大，配普通百分表
可根据客户要求改变 L 长度
Steel-harden-tipped contact point for excellent durability .
Changeable anvils for wide measuring ranges .
Equipped with dial indicator.
The length of L can be changed according to customer' s
requirement.

订单号 Order No.	测量范围 Range (mm)	分度值 Grad (mm)	L (mm)	精度 Accuracy
570-205	φ 10-18	0.01	45	12 μ m
570-210	φ 18-35	0.01	75	15 μ m
570-215	φ 10-1835-50	0.01	80	15 μ m
570-220	φ 10-1850-100	0.01	200	18 μ m
570-225	φ 10-1850-160	0.01	200	18 μ m
570-230	φ 10-18100-160	0.01	200	18 μ m
570-235	φ 10-18160-250	0.01	200	18 μ m
570-240	φ 10-1820-200	0.01	300	18 μ m
570-245	φ 10-18-250-450	0.01	200	18 μ m

HT-0178 立卧回转工作台 VERTICAL OR HORIZONTAL TURNING WORKTABLE



该装置是铣床的主要附件之一，它可装在铣床上进行下列工作：

1. 进行圆周切削，加工工件上的圆弧曲面
2. 与给定基准成一定角度的平面进行加工
3. 当工作台与尾座配合使用时，可对较复杂的工件进行圆周分度钻削与铣削，也可装在钻床、镗床、插床上完成上述一项或几项工作。工件可用装在工作台上的夹具紧固，也可直接紧固在工作台上

This unit is one of the main accessory that be used on milling machine,it can be finished the following work :

1. Round cutting the curved surface cutting of workpiece
2. The cutting of the surface that have a angle to the pointing base
3. When the table surface vertical working with the tail- -stock ,it can work drilling with indexing or milling to the workpiece complicated.It can be used on driller , miller , and inserting machine to finish one or any more working above. The workpiece can be clamped by the fixture or at firsthand

订单号 Order No.	TK13100	T13100	T13160	T13200	T13250
主轴中心线对立面平行度 Parallelism of center line of spindle	0.03mm	0.03mm	0.02mm	0.025mm	0.025mm
工作台面平面度 Parallelism of worktable surface	0.02mm	0.02mm	0.015mm	0.02mm	0.02mm
工作台的端面圆跳动 Run-out of worktable surface	0.015mm	0.015mm	0.015mm	0.02mm	0.02mm
工作台面对面的平行度 Parallelism of worktable surface to base surface	0.025mm	0.025mm	0.015mm	0.02mm	0.02mm
工作台分度精度 Dividing accuracy of worktable	90"	90"	90"	90"	90"
工作台直径 Dia of worktable	100mm	100mm	160mm	200mm	250mm
工作台锥孔中心线的径向跳动 Run-out of center line of spindle	0.02mm	0.02mm	0.02mm	0.02mm	0.02mm
中心高（利用）Heigh of center (vertical)	70mm	70mm	140mm	150mm	170mm
蜗轮蜗杆传动比 Transmission rate	1:90	1:90	1:90	1:90	1:90
工作孔锥度 Work hole taper	MS2	MS2	MS2	MS3	MS2

TK 型为小电动机带动的工作台 Type TK is controlled by small motor

T 型为手动工作台 Type T is contorlled manully

HT-0179 TSL 系列回转工作台 TSL SERIES ROTARY TABLE



TSL 系列回转工作台是铣床的主要附件之一，可用在铣床上进行分度钻孔或铣削、圆周切削、镗孔总平面等工作。工作台垂直位置与尾座配合使用时，还可对较复杂的工作进行圆周分度钻削和铣削。

每个规格的转台分别提供连接不同卡盘的法兰盘，作为特殊订货，并将法兰盘独立包装。另外，为特殊订货所提供的分度盘附件可实现由 2 至 66 间所有整数和由 67 到 132 间能被 2,3 和 5 整除的所有整数的分度。

The TSL series horizontal rotary tables are for indexing, circular cutting, angle setting, boring, spot facing operations and similar work in conjunction with a milling machine. This type rotary table is so designed as to permit machining operations at a higher dimension than that of TS type rotary table. The base can be used in a vertical position 10° enable to carry out center work with the help of tailstock .


A flange for connecting scroll chuck is special supplied, and be packed independent. For special order, the dividing plates accessory allows the operator to accurately divide the 360 rotation of the clamping surface into divisions of 2 through 66, and all divisible of 2,3 and 5 from 67- 132.

主要规格和参数 : Main specifications

项目 Items	订单号 Order No.	TSL100	TSL160	TSL200	TSL250	TSL320	TSL400
工作台直径 Dia of worktable		φ 100	φ 160	φ 200	φ 250	φ 320	φ 400
台面中心孔锥度 (莫氏) Morse taper of the center hole		2#		3#		4#	
台面定位孔直径 Diameter of the center hole mm		φ 20x8	φ 25x6	φ 30x6		φ 40x10	
工作台垂直时中心高 Height of center for Vert. mounting mm		70	125	150	170	210	260
台面 T 型槽宽度 Width of the T- slot mm		6	10	12		14	
台面 T 型槽相邻角度 Adjacent angle of table T- slot		90°			60°		
定位键宽度 Width of locating key . mm		10	12	14		18	
蜗轮副模数 Module of the worm gear		1	1.5	1.75	2	2.5	3.5
蜗杆副传动比 Transmission ratio of the worm gear		1:72		1:90			
工作台圆周刻度 Graduation of the table		360°					
转台手轮刻度值 Readout of the handwheel		2'	1'				
游标量小示值 Minimum reading of the vernier		10"					
分度精度 Indexing accuracy		120"	80"	60"			
最大承载 (卧式) Max . bearing (with table Hor.) kg		20	100	150	200	250	300
最大承载 (立式) Max. bearing (with table Vert.) kg		10	50	75	100	125	150
净重 Net weight Kg		7	23	31.5	46	77	150
毛重 Gross weight Kg		8	30	42	57	92	175
箱体尺寸 Case dimensions mm		245x165x112	432x432x220	450x440x235	510x460x240	590x580x250	750x684x286



HT-0180 TSK 系列可倾回转工作台 TSK SERIES TILTING ROTARY TABLE



TSK 系列可倾回转工作台是铣床、镗床、钻床的主要附件之一，主要用于加工斜孔或通过一次装夹定位加工除支撑面以外要求从工件中的各方位进行加工的工件。另外，工作台可以垂直位置与尾座配合使用时，对工件进行圆周分度钻削和铣削。

工作台可从水平位置到垂直位置 (0~ 90。)任意调整并锁紧。

每个规格的转台分别提供连接不同卡盘的法兰盘，作为特殊订货，并将法兰盘独立包装。另外，为特殊订货所提供的分度盘附件可实现由 2 至 66 间所有整数和由 67 到 132 间能被 2, 3 和 5 整除的所有整数的分度。

The TSK series tilting rotary tables are for main accessories for milling, boring and drilling machines .They can be used for machining, the oblique hole or surface and hole of compound angle at one set-up. Besides this, it is so designed as to be used in a vertical position to carry out center work with a tailstock.

This table can be tilted to any position from 0° to 90° and locked .

A flange for connecting scroll chuck is special supplied, and be packed independent. For special order, the dividing plates accessory allows the operator to accurately divide the 360 ° rotation of the clamping surface into divisions of 2 through 66, and all divisible of 2,3 and 5 from 67- -132.

主要规格和参数 : Main specifications

项目 Items	订单号 Order No.	TSK160	TSK250	TSK320	TSK400
工作台直径 Dia of worktable		φ 160	φ 250	φ 320	φ 400
台面中心孔锥度 (莫氏) Morse taper of the center hole		MS2	MS3	MS4	
台面定位孔直径 Diameter of the center hole mm		φ 25x6	φ 30x6	φ 40x10	
台面 T 型槽宽度 Width of the T- slot mm		10	12	14	
蜗轮副模数 Module of the worm gear		1.5	2	2.5	3.5
定位键宽度 Width of locating key . mm		12	14	18	
台面 T 型槽相邻角度 Adjacent angle of table T- slot		90°	60°		
蜗杆副传动比 Transmission ratio of the worm gear		1:90			
工作台可倾角度 Tilting angle		0° ~90°			
转台手轮刻度值 Readout of the handwheel		1°			
游标量小示值 Minimum reading of the vernier		10"			
可倾游标最小示值 Minimum reading of the tilting vernier		2'			
分度精度 Indexing accuracy		80"	60"		
最大承载 (卧式) Max . bearing (with table Hor.) kg		100	200	250	300
最大承载 (立式) Max. bearing (with table Vert.) kg		50	100	125	150
净重 Net weight Kg		36	80	135	280
毛重 Gross weight Kg		44	93	150	305
包装尺寸 Case dimensions mm		425x380x300	550x430x330	630x490x395	830x600x460

